

Report from Gleneby Club



Date 19-8-00 Grade B Grade

1st Named Team Gleneby

2nd Named Team Sturt

Ansett Australia

No.	Initials	Surname (In Alphabetical Order)	Penal	Assist	Goals				Total	No.	Initials	Surname (In Alphabetical Order)	Penal	Assist	Goals				Total																			
					1	2	3	4							1	2	3	4																				
<del>1</del>	<del>K</del>	<del>Bagness</del>							20	E	Conn																											
3	J	Sloan							30	S	Lacimer																											
4	S	Hunn							31		McGowley																											
7	T	Too good							9	G	McLain																											
8	L	McMillan						3	12	L	McLain																											
<del>9</del>	<del>A</del>	<del>Hite</del>							12	A	Porepat																											
10	L	Mortimer						1	1	J	Sensar								2																			
11	C	Hoyciuk							46		Smith							1	1	2																		
12	R	Emery							25	K	Santon																											
13	K	Morton							6	K	Thurston																											
<del>14</del>	<del>K</del>	<del>McNamara</del>																																				
16	H	Hojing																																				
18	K	Lord																																				
5	M	Koercoets																																				
2	R	Proudman																																				
17	S	Sniedze																																				
					<b>Totals</b>				22									8						<b>Totals</b>				3					1					4

**Umpires Report (Women's Only)**

**Scorers**  
 1st Team Yes  No   
 2nd Team Yes  No

**Time Clock**  
 Yes  No

**Green Card**  
 Yes  No

**Yellow Card**  
 Yes  No

**Red Card**  
 Yes  No

**Correct Starting Time**  
 Yes  No

**Correct Uniforms**  
 1st Team Yes  No   
 2nd Team Yes  No

**Umpires Comments**


**Coaches' Voting**  
 Most Valuable Player  
 1. L. Mortimer  
 2. L. McMillan  
 3. T. Too good  
 Signature: [Signature]  
 Club: Gleneby  
 Signature: [Signature]  
 Club: Sturt

**NO Umpire from ETP**



Won by Gleneby  
 Signified Correct...  
 1st Named Team [Signature]  
 2nd Named Team [Signature]  
 Club Comments \_\_\_\_\_

Score 8 to 4  
 Umpires...  
 Referee Signature [Signature]  
 Umpire Signature [Signature]  
 White Copy to REGISTRAR Yellow Copy to UMPIRES Blue Copy to CLUB Pink Copy to PUBLICITY



Report from STURT Club



Date 19-8-00 Grade 3 WOMEN

1st Named Team GLENERG.

2nd Named Team STURT

Ansett Australia

No.	Initials	Surname (In Alphabetical Order)	Penal	Assist	Goals				Total	No.	Initials	Surname (In Alphabetical Order)	Penal	Assist	Goals				Total			
					1	2	3	4							1	2	3	4				
1	K	BAYNES							20	J	CONN											
3	J	SLOAN							30	S	LORIMER											
4	S	HORN						1	31	L	M <sup>c</sup> LAUNEY											
7	T	TOOGOOD							8	C	M <sup>c</sup> GLOIN											
8	L	M <sup>c</sup> MILLAN						3	42	L	M <sup>c</sup> GLOIN											
10	L	MORTIMER						1	12	A	POROPAT											
11	C	HRYCIUK							1	J	SENSI.											
12	R	EMERY	1						46	C	SMITH			1				2				
13	K	MORTON						2	25	K	SEPT SWINTON							2				
<del>14</del>	<del>K</del>	<del>M<sup>c</sup>ANASTASIA</del>							6	K	THURSTON											
16	H	HOJIMA																				
18	K	LORD																				
5	M	KOEVOETS																				
2	R	PROUDMAN						1														
17	S	SNIEDZE																				
<b>Totals</b>					2	2	4	8	<b>Time Outs</b>					2	<b>Totals</b>					3	1	4

**Umpires Report**  
(Members Only)

Scorer:  
1st Team: Yes  No   
2nd Team: Yes  No

Time Clock:  
Yes  No

Green Card:  
Yes  No

Yellow Card:  
Yes  No

Red Card:  
Yes  No

Correct Starting Time:  
Yes  No

Correct Uniforms:  
1st Team: Yes  No   
2nd Team: Yes  No

Umpiring Comments:

Coaches' Voting:  
Most Valuable Player:

1:  
2:  
3:  
Signature:  
Club:  
Signature:  
Club:

Won by GLENERG  
 Signified Correct...  
 1st Named Team M. Kenyon  
 2nd Named Team M. Mallon  
 Club Comments \_\_\_\_\_

Score 8 to 4  
 Umpires...  
 Referee Signature Robert Warkille  
 Umpire Signature [Signature]  
 White Copy to REGISTRAR Yellow Copy to UMPIRES Blue Copy to CLUB Pink Copy to PUBLICITY



Report from N. Adelaide Club



Date 19-8-00 Grade B

**Ansett Australia**

2nd Named Team Neh Adelaide

1st 2nd Named Team BRIGHTON

No.	Initials	Surname (In Alphabetical Order)	Penal	Assist	Goals				Total	No.	Initials	Surname (In Alphabetical Order)	Penal	Assist	Goals				Total		
					1	2	3	4							1	2	3	4			
10	D	Gaspari								13	T	Caufield									
<del>3</del>	<del>K</del>	<del>Halt</del>								1	K	Liersch									
5	A	Kelly								12	K	McKinnon									
<del>15</del>	<del>K</del>	<del>Klowitter</del>								3	M	McLEOD									
16	W	Kilford								4	H	NEWBLE									
7	N	Kilford								8	H	Nielson									
8	S	Pilkington								11	K	Tapp									
6	H	Mamerow								2	S	Jaensch									
13	K	Malaynic								4	A	Jaensch									
<del>2</del>	<del>K</del>	<del>Thin</del>								9	S	Hallion									
<del>4</del>	<del>K</del>	<del>Estin</del>																			
2	E	Schubert																			
3	H	Thompson-Hill																			
					<b>Totals</b>										<b>Totals</b>						
					1 3 0 4 8										5 5 6 3 19						
Time Outs																					

**Umpires Report (Womens Only)**

**Scorers**  
 1st Team: Yes  No   
 2nd Team: Yes  No

**Time Clock**  
 Yes  No

**Green Card**  
 Yes  No

**Yellow Card**  
 Yes  No

**Red Card**  
 Yes  No

**Correct Starting Time**  
 Yes  No

**Correct Uniforms**  
 1st Team: Yes  No   
 2nd Team: Yes  No

**Umpires Comments**

**Coachs' Voting**  
 Most Valuable Player:  
 1. H. Newble (BRN)  
 2. D. Gaspari (NAD)  
 3. H. Nielson (BRN)

Signature: \_\_\_\_\_  
 Club: PER  
 Signature: [Signature]  
 Club: NAD

Adelaide University  
umpire did not  
turn up

Won by Brighton  
 Signified Correct...  
 1st Named Team 1  
 2nd Named Team [Signature]  
 Club Comments \_\_\_\_\_

Score 19 to 8  
 Umpires...  
 Referee Signature [Signature]  
 Umpire Signature [Signature]  
 White Copy to REGISTRAR Yellow Copy to UMPIRES Blue Copy to CLUB Pink Copy to PUBLICITY



Report from BRIGHTON Club



Date 19/8/00 Grade B

1st Named Team BRIGHTON

2nd Named Team N<sup>TH</sup> ADELAIDE

Ansett Australia

No.	Initials	Surname (In Alphabetical Order)	Penal	Assist	Goals				Total	No.	Initials	Surname (In Alphabetical Order)	Penal	Assist	Goals				Total													
					1	2	3	4							1	2	3	4														
13	T	CAUFIELD								10	D	GASPIRI																				
1	K	LIERSCH								5	A	KELLY																				
12	K	McKINNON								16	W	KILFORD																				
3	M	M-LEOD								7	N	KILFORD																				
14	H	NEWBLE								8	S	PILKINGTON																				
8	H	NIELSON								6	H	MAMEROW																				
11	K	TAPP								13	K	MALAMNIC	y																			
2	S	JAENSCH								2	E	SCHUBERT																				
4	A	JAENSCH	y							3	H	THOMPSON-HILL																				
9	S	HALLION																														
Time Outs						<b>Totals</b> 5 5 6 3 19			Time Outs						<b>Totals</b> 1 3 0 4 8																	

**Umpires Report**  
(Womens Only)

**Scorers**  
1st Team Yes  No   
2nd Team Yes  No

**Time Clock**  
Yes  No

**Green Card**  
Yes  No

**Yellow Card**  
Yes  No

**Red Card**  
Yes  No

**Correct Starting Time**  
Yes  No

**Correct Uniforms**  
1st Team Yes  No   
2nd Team Yes  No

**Umpires Comments**

**Coachs' Voting**  
Most Valuable Player

1 \_\_\_\_\_  
2 \_\_\_\_\_  
3 \_\_\_\_\_  
Signature \_\_\_\_\_  
Club \_\_\_\_\_  
Signature \_\_\_\_\_  
Club \_\_\_\_\_

ADELAIDE U/W  
UMPIRE FAILED  
TO SHOW UP.



Won by BRIGHTON  
Signified Correct...  
1st Named Team Wm Keed  
2nd Named Team \_\_\_\_\_  
Club Comments \_\_\_\_\_

Score 19 to 8  
Umpires...  
Referee Signature \_\_\_\_\_  
Umpire Signature R Owen  
R Suter A.L.C  
Write Copy to REGISTRAR Yellow Copy to UMPIRES Blue Copy to CLUB Pink Copy to PUBLICITY



Report from Adelaide Uni Club



Date 19th Aug Grade B

1st Named Team Woodville

2nd Named Team Adelaide University

Ansett Australia

No.	Initials	Surname (In Alphabetical Order)	Penal	Assist	Goals				Total	No.	Initials	Surname (In Alphabetical Order)	Penal	Assist	Goals				Total			
					1	2	3	4							1	2	3	4				
28	A	CHAPPELLOTTI	1						73	K	ALLEN											
11	D	CAROLLA							72	P	BRADSHAW											
10	C	CARBOLL							10	T	ECKERMANN											
4	K	LOCKE							25	M	GORRICK											
27	R	EDWARDS							40	D	HANNAFORD											
25	L	ILIGIUS							14	K	Hoile											
29	A	McCORMICK							36	A	MCPHERSON											
36	J	McCORMACK							13	K	NAYDA											
12	K	McLILANE							27	N	OWENS											
35	S	MENZ							29	M	PARENTE											
34	R	MILCHNIEWICZ							15	K	RANKIN											
21	M	MORRISSEY							77	B	Reid											
31	A	ESWITLED																				
23	L	PROTROWICKI																				
32	J	PRZYBYLSKI																				
33	L	RUSCO																				
						<b>Totals</b>										<b>Totals</b>						
Time Outs						1 5 0 2 8				Time Outs						2 1 4 4 1 1						

### Umpires Report (Womens Only)

**Scorers**  
 1st Team: Yes  No   
 2nd Team: Yes  No

**Time Clock**  
 Yes  No

**Green Card**  
 Yes  No

**Yellow Card**  
 Yes  No

**Red Card**  
 Yes  No

**Correct Starting Time**  
 Yes  No

**Correct Uniforms**  
 1st Team: Yes  No   
 2nd Team: Yes  No

**Umpires Comments**

**Coachs' Voting**  
 Most Valuable Player:  
 1. 35 S Menz  
 2. 11 D Carollo  
 3. 27 N Owens

Signature: [Signature]  
 Club: Adelaide Uni  
 Signature: [Signature]  
 Club: Adelaide Uni

Won by ADRU Uni  
 Signified Correct... [Signature]  
 1st Named Team [Signature]  
 2nd Named Team [Signature]  
 Club Comments \_\_\_\_\_

Score 11 to 8  
 Umpires... [Signature]  
 Referee Signature [Signature]  
 Umpire Signature [Signature]  
 Write Copy to REGISTRAR Yellow Copy to UMPIRES Blue Copy to CLUB Pink Copy to PUBLICITY



Report from WOODVILLE Club



Date 19/8/00 Grade B

1st Named Team WOODVILLE

2nd Named Team ADELAIDE UNIVERSITY

Ansett Australia

No.	Initials	Surname (In Alphabetical Order)	Penal	Assist	Goals				Total	No.	Initials	Surname (In Alphabetical Order)	Penal	Assist	Goals				Total													
					1	2	3	4							1	2	3	4														
28	A	CAPPELUTTI	4						7	A	BRAOSHAU																					
11	D	CAROZZA (4)			1			1	10	T	ECKERMANN						1	1	3													
10	C	CARROLL (2)							25	M	FORBICK	4						1	3													
4	K	COOKE (1)							42	D	HANNAFORD								1													
27	R	EDWARDS							14	K	MCILE								1													
25	L	HIGGINS			1			1	13	K	NAYDA								2													
29	A	McCORMACK							27	N	OWENS	4			1			1	2													
36	Z	McCORMACK							15	K	RANKIN						1		2													
12	K	McLEAN							7	B	REID																					
35	S	MENZ																														
34	R	MICHNIEWICZ																														
21	M	MORRISSEY																														
31	A	OSWALD																														
23	L	PIOTROWSKI			1			1																								
32	J	PRZYBYLSKI (5)																														
33	L	RUSSO (3)																														
Totals															15		2		8	Time Outs		11					Totals	2	1	4	4	11

**Umpires Report (Womens Only)**

**Scorers**  
1st Team Yes  No   
2nd Team Yes  No

**Time Clock**  
Yes  No

**Green Card**  
Yes  No

**Yellow Card**  
Yes  No

**Red Card**  
Yes  No

**Correct Starting Time**  
Yes  No

**Correct Uniforms**  
1st Team Yes  No   
2nd Team Yes  No

**Umpires Comments**

**Coachs' Voting**  
Most Valuable Player  
1: \_\_\_\_\_  
2: \_\_\_\_\_  
3: \_\_\_\_\_  
Signature: \_\_\_\_\_  
Club: \_\_\_\_\_  
Signature: \_\_\_\_\_  
Club: \_\_\_\_\_



Won by ADCC UNZ  
Signified Correct... PJ Osmar  
1st Named Team J R Lusk  
2nd Named Team \_\_\_\_\_  
Club Comments \_\_\_\_\_

Score 11 to 8  
Umpires...  
Referee Signature (1st team) A HANNAFORD SRP  
Umpire Signature N. Clark (WT)  
White Copy to REGISTRAR Yellow Copy to UMPIRES Blue Copy to CLUB Pink Copy to PUBLICITY



Report from West Torrens Club



Date 19/8/00

Grade B - Womens

1st Named Team West Torrens

2nd Named Team Southern Districts

**Ansett Australia**

No.	Initials	Surname (In Alphabetical Order)	Penal	Assist	Goals				Total	No.	Initials	Surname (In Alphabetical Order)	Penal	Assist	Goals				Total			
					1	2	3	4							1	2	3	4				
18	K	Clark			1	1			2	69	N	Clark										
32	V	Clark								1	S	Gibbs				1	1	1	1	4		
38	D	Cook								14	H	Gibbs										
40	L	Davidson								17	R	Hart										
36	L	Hooper			1				1	7	K	Hartford										
7	R	Lane								25	L	Langford										
17	J	Shepherd				1	1	1	3	14	F	Mooney										
6	K	Sullivan								45	S	McAlister										
29	L	Sullivan								15	S	O'Bryant										
3	B	Varga				1		1	2	18	S	O'Bryant										
9	S	Lane								27	R	Tooth										1
					<b>Totals</b>				<b>15</b>					<b>Totals</b>				<b>11</b>				
Time Outs									Time Outs													

**Umpires Report (Womens Only)**

**Scorers**  
 1st Team Yes  No   
 2nd Team Yes  No

**Time Clock**  
 Yes  No

**Green Card**  
 Yes  No

**Yellow Card**  
 Yes  No

**Red Card**  
 Yes  No

**Correct Starting Time**  
 Yes  No

**Correct Uniforms**  
 1st Team Yes  No   
 2nd Team Yes  No

**Umpires Comments**


**Coaches' Voting**  
 Most Valuable Player  
 1. J. Shepherd  
 2. D. Gibbons  
 3. B. Varga  
 Signature: *[Signature]*  
 Club: *[Signature]*

No Adelaide Umpire.



Won by West Torrens  
 Signified Correct... *[Signature]*  
 1st Named Team *[Signature]*  
 2nd Named Team *[Signature]*  
 Club Comments \_\_\_\_\_

Score 12 to 11  
 Umpires... *[Signature]* (G.C) *[Signature]*  
 Referee Signature *[Signature]*  
 Umpire Signature *[Signature]*  
 White Copy to REGISTRAR Yellow Copy to UMPIRES Blue Copy to CLUB Pink Copy to PUBLICITY



Report from Southern Districts Club



Date 19/8/2000 Grade B-Grade women

**Ansett Australia**

1st Named Team WEST TORRENS

2nd Named Team Southern Districts

No.	Initials	Surname (In Alphabetical Order)	Penal	Assist	Goals				Total	No.	Initials	Surname (In Alphabetical Order)	Penal	Assist	Goals				Total	
					1	2	3	4							1	2	3	4		
						1	1		2	69	N	CLARK							7	
18	K	Clark							0	1	S	GIBBS							0	
32	V	Clark							0	4	H	GIRVAN							0	
38	D	Cook							0	17	Re	HALL	4					11	2	
40	L	Davidson							1	7	L	VANSFORD							0	
36	L	Hoope							0	25	L	LANGFORD							0	
7	R	Lane			1	1	1	1	6	14	F	MOONEY							0	
17	J	Sheped							0	45	S	MCALLISTER							0	
6	K	Sullivan							0	15	S	O'BRYANT							0	
29	L	Sullivan							3	18	S	O'BRYANT						11	2	
3	B	Varga							0	27	R	TROTT							0	
9	S	Lane							0										0	
					<b>Totals</b>				15	33	12						<b>Totals</b>	11	54	11

**Umpires Report (Womens Only)**

**Scorers**  
 1st Team Yes  No   
 2nd Team Yes  No

**Time Clock**  
 Yes  No

**Green Card**  
 Yes  No

**Yellow Card**  
 Yes  No

**Red Card**  
 Yes  No

**Correct Starting Time**  
 Yes  No

**Correct Uniforms**  
 1st Team Yes  No   
 2nd Team Yes  No

**Umpires Comments**

**Coachs' Voting**  
 Most Valuable Player

1 \_\_\_\_\_  
 2 \_\_\_\_\_  
 3 \_\_\_\_\_  
 Signature \_\_\_\_\_  
 Club \_\_\_\_\_  
 Signature \_\_\_\_\_  
 Club \_\_\_\_\_



Won by \_\_\_\_\_  
 Signified Correct...  
 1st Named Team \_\_\_\_\_  
 2nd Named Team Sheped  
 Club Comments \_\_\_\_\_

Score \_\_\_\_\_ to \_\_\_\_\_  
 Umpires...  
 Referee Signature Richard (SLC)  
 Umpire Signature A. Stear  
 White Copy to REGISTRAR Yellow Copy to UMPIRES Blue Copy to CLUB Pink Copy to PUBLICITY





Report from START Club



Date 12-8-00 Grade 3 WOMEN

Ansett Australia

1st Named Team WOODVILLE

2nd Named Team START

No.	Initials	Surname (In Alphabetical Order)	Penal	Assist	Goals				Total	No.	Initials	Surname (In Alphabetical Order)	Penal	Assist	Goals				Total								
					1	2	3	4							1	2	3	4									
28	A	CAPPERUTTI			1				1	27	T	AVERY															
11	D	CAROZZA								30	S	LORIMER	Y														
10	C	CARROLL								31	L	M'CAULLEY															
4	K	COOKE								8	C	M'GLOIN															
27	R	EDWARDS			1				1	42	L	M'GLOIN															
25	L	HIGGINS								2	J	PERRE															
29	A	M' CORMACK								24	S	SEERY															
36	2	M' CORMACK								1	J	SENSI															
12	K	M' LEAN								46	K	SMITH															
21	M	MORRISSEY								25	K	SWINTON															
31	A	OSWALD								6	K	TAURSTON															
32	J	PRZYBYLSKI																									
33	L	RUSO																									
Totals									2	1	0	0	3	Totals									1	1	0	2	4

### Umpires Report (Womens Only)

**Scorers**  
 1st Team Yes  No   
 2nd Team Yes  No

**Time Clock**  
 Yes  No

**Green Card**  
 Yes  No

**Yellow Card**  
 Yes  No

**Red Card**  
 Yes  No

**Correct Starting Time**  
 Yes  No

**Correct Uniforms**  
 1st Team Yes  No   
 2nd Team Yes  No

**Umpires Comments**

**Coachs' Voting**  
 Most Valuable Player  
 1. C. Carroll  
 2. K. Smith  
 3. N. Cooke  
 Signature [Signature]  
 Club START  
 Signature [Signature]  
 Club WOODVILLE

Won by START  
 Signified Correct...  
 1st Named Team [Signature]  
 2nd Named Team [Signature]  
 Club Comments \_\_\_\_\_

Score 4 to 3  
 Umpires...  
 Referee Signature [Signature]  
 Umpire Signature [Signature]  
 White Copy to REGISTRAR Yellow Copy to UMPIRES Blue Copy to CLUB Pink Copy to PUBLICITY



Report from Adelaide Uni Club



Date 12 Aug 2000 Grade B

1st Named Team ETP

2nd Named Team Adelaide University

**Ansett Australia**

No.	Initials	Surname (In Alphabetical Order)	Penal	Assist	Goals				Total	No.	Initials	Surname (In Alphabetical Order)	Penal	Assist	Goals				Total		
					1	2	3	4							1	2	3	4			
9	K	CAMERON							73	K	ALLEN										
	K	DUNSTAN							72	A	BRADSHAW										
40	M	HANSFORD							10	T	BECKERMANN										
14	K	KRASSAY							<del>2</del>	<del>K</del>	<del>ELLS</del>										
7	R	O'DUNNELL							21	M	CORNER										
16	V	RICCI							25	M	CORRIACK										
8	T	SENIOR							47	D	HANNAFORD										
5	H	SCHULZ				1			14	<del>K</del>	<del>HOLT</del>										
10	A	SHARPE					1		36	A	MPPERSON										
11	P	SHARPE							13	K	NAYDA										
15	D	SMITH							27	N	OWENS										
2	E	SMYTH							39	M	PARENTE										
3	O	VIALS				1	1		15	K	RANKIN										
12	N	WRECK							77	B	REID										
					<b>Totals</b>										<b>Totals</b>						
					1	1	3	1	6						7	7	3	5	22		

**Umpires Report**  
(Minimum 2 Umpires)

Scissors /  
1st Team Yes  No   
2nd Team Yes  No

Time Clock  
Yes  No

Green Card  
Yes  No

Yellow Card  
Yes  No

Red Card  
Yes  No

Correct Starting Time  
Yes  No

Correct Uniform  
1st Team Yes  No   
2nd Team Yes  No

Umpire Comments  
[Blank]

Coaches Voting  
(Not Mandatory)  
1st Team Yes  No   
2nd Team Yes  No

LACROSSE MOUTH SWANSEA  
Report



Won by ADLAIDE UNI Score 22 to 6  
 Signified Correct...  
 1st Named Team [Signature] Referee Signature [Signature] (900)  
 2nd Named Team [Signature] Umpire Signature L.E. Thompson (STUR)  
 Club Comments \_\_\_\_\_

White Copy to REGISTRAR Yellow Copy to UMPIRES Blue Copy to CLUB Pink Copy to PUBLICITY



Report from EAST TORRENS Club



Date 12/8/2000

Grade B WOMENS

Ansett Australia

1st Named Team EAST TORRENS PAYNEHAM

2nd Named Team ADELAIDE / UNI

No.	Initials	Surname (In Alphabetical Order)	Penal	Assist	Goals				Total	No.	Initials	Surname (In Alphabetical Order)	Penal	Assist	Goals				Total									
					1	2	3	4							1	2	3	4										
9	K	CAMERON							73	K	ALLEN								1									
	K	<del>DUNSTAN</del>							72	A	BRADSHAW																	
40	M	HANSFORD							10	T	ECKERMANN																	
14	K	KRASSAY							21	M	GARNER																	
7	R	O'DONNELL							25	M	GORRICK								6									
16	V	RECCI							42	D	HANNAFORD								4									
8	T	SENEOR							14	K	HOLE																	
5	H	SCHULZ							36	A	MCPHERSON								2									
10	A	SHARPE							13	K	NAYDA								1									
11	P	SHARPE							27	N	OWENS								7									
15	D	SMITH							39	M	PARENTE								1									
2	E	SMYTH							15	K	RANKIN																	
3	O	VIALS							77	B	REID																	
12	N	WEKES																										
					Totals				1	1	3	1	6						Totals					7	7	3	5	22

**Umpires Report (Womens Only)**

**Scorers**  
 1st Team: Yes  No   
 2nd Team: Yes  No

**Time Clock**  
 Yes  No

**Green Card**  
 Yes  No

**Yellow Card**  
 Yes  No

**Red Card**  
 Yes  No

**Correct Starting Time**  
 Yes  No

**Correct Uniforms**  
 1st Team: Yes  No   
 2nd Team: Yes  No

**Umpires Comments**

**Coachs' Voting Most Valuable Player**  
 1 \_\_\_\_\_  
 2 \_\_\_\_\_  
 3 \_\_\_\_\_  
 Signature \_\_\_\_\_  
 Club \_\_\_\_\_  
 Signature \_\_\_\_\_  
 Club \_\_\_\_\_



Won by \_\_\_\_\_  
 Signified Correct... \_\_\_\_\_  
 1st Named Team \_\_\_\_\_  
 2nd Named Team \_\_\_\_\_  
 Club Comments \_\_\_\_\_

Score 22 to 6  
 Umpires... \_\_\_\_\_  
 Referee Signature Sasha (GCC)  
 Umpire Signature LEYAMPSON (STURT)  
 White Copy to REGISTRAR Yellow Copy to UMPIRES Blue Copy to CLUB Pink Copy to PUBLICITY



Report from Glenelg Club



Date 12-8-00 Grade B

1st Named Team Glenelg

2nd Named Team Nth Adelaide

Ansett Australia

No.	Initials	Surname (In Alphabetical Order)	Penal	Assist	Goals				Total	No.	Initials	Surname (In Alphabetical Order)	Penal	Assist	Goals				Total							
					1	2	3	4							1	2	3	4								
11	C	Haycock				1			1	15	D	Graspari						1	1							
4	S	HORN						7	3	M	Hall															
1									5																	
17	S	Shawyer																								
13	L	Loth																								
16	H	Koivumäki																								
9	A	Hille							13	K	Malenovic															
13	K	Morton						1	6	M	<del>Morton</del>															
2	S	Kenyon						3	9	B	<del>Butterfield</del>															
10	K	<del>Loth</del> Brauns						3																		
14	K	McMinn																								
12	R	Emery						1																		
8	L	Meddigan						4																		
5	M	Kivoois																								
3	J	Sloan																								
Time Outs			1	Totals					8	7	4	3	22	Time Outs			1	Totals					-	-	13	4

**Umpires Report (Womens Only)**

**Scorers**  
 1st Team Yes  No   
 2nd Team Yes  No

**Time Clock**  
 Yes  No

**Green Card**  
 Yes  No

**Yellow Card**  
 Yes  No

**Red Card**  
 Yes  No

**Correct Starting Time**  
 Yes  No

**Correct Uniforms**  
 1st Team Yes  No   
 2nd Team Yes  No

**Umpires Comments**

**Coachs' Voting**  
 Most Valuable Player  
 1. Haycock  
 2. Horn  
 3. Malenovic

Signature: [Signature]  
 Club: [Club]  
 Signature: [Signature]  
 Club: [Club]



Won by Glenelg  
 Signified Correct...  
 1st Named Team [Signature]  
 2nd Named Team [Signature]  
 Club Comments \_\_\_\_\_

Score 22 to 4  
 Umpires...  
 Referee Signature [Signature]  
 Umpire Signature [Signature]  
 Write Copy to REGISTRAR Yellow Copy to UMPIRES Blue Copy to CLUB Pink Copy to PUBLICITY



Report from North Adelaide Club



Date 12-08-00

Grade B

Ansett Australia

1st Named Team Glenslg

2nd Named Team Nth Adelaide

No.	Initials	Surname (In Alphabetical Order)	Penal	Assist	Goals				Total	No.	Initials	Surname (In Alphabetical Order)	Penal	Assist	Goals				Total		
					1	2	3	4							1	2	3	4			
11	C	Hryciuk				1				10	D	Gaspari									
4	S	Hurn				1	1			3	M	Hall									
1	R	Proudman					1			5	A	Kelly									
17	S	Smiedze								7	N	Kilford									
18	K	<del>Ward</del>								16	W	Kilford									
16	H	Kojima								<del>15</del>	<del>K</del>	<del>Klautter</del>									
9	A	Hille								13	K	Malaynic									
13	K	Morton								<del>6</del>	<del>H</del>	<del>Memo</del>									
2	S	Kenyan								8	S	Purkington									
10	K	Baynes																			
14	K	McNamara																			
12	R	Emery																			
8	L	McMillan																			
5	M	Kovoets.																			
3	J	Sloan																			
<b>Totals</b> 8 7 4 3 22									<b>Totals</b> 0 0 1 3 4												

**Umpires Report (Womens Only)**

**Scorers**  
 1st Team Yes  No   
 2nd Team Yes  No

**Time Clock**  
 Yes  No

**Green Card**  
 Yes  No

**Yellow Card**  
 Yes  No

**Red Card**  
 Yes  No

**Correct Starting Time**  
 Yes  No

**Correct Uniforms**  
 1st Team Yes  No   
 2nd Team Yes  No

**Umpires Comments**

**Coachs' Voting**  
 Most Valuable Player  
 1. \_\_\_\_\_  
 2. \_\_\_\_\_  
 3. \_\_\_\_\_  
 Signature \_\_\_\_\_  
 Club \_\_\_\_\_  
 Signature \_\_\_\_\_  
 Club \_\_\_\_\_



Won by Glenslg  
 Signified Correct...  
 1st Named Team Glenslg  
 2nd Named Team Gaspari  
 Club Comments \_\_\_\_\_

Score 22 to 4  
 Umpires...  
 Referee Signature Ullaga  
 Umpire Signature Pass (Bn)  
 White Copy to REGISTRAR Yellow Copy to UMPIRES Blue Copy to CLUB Pink Copy to PUBLICITY





1st Named Team BRIGHTON

2nd Named Team Southern Districts

Ansett Australia

No.	Initials	Surname (In Alphabetical Order)	Penal	Assist	Goals				Total	No.	Initials	Surname (In Alphabetical Order)	Penal	Assist	Goals				Total							
					1	2	3	4							1	2	3	4								
13	T	Caulfield			1				1	69	N CLARK															
6	R	Hakensdorf			"	"	"	"	5	1	S GIBBS					1	1		3							
9	S	Halloran								<del>4</del>	<del>H GIBBS</del>															
7	J	KHUS								17	Re HALL															
1	K	Liersch			"	"	"	"	2	25	L LANGFORD															
3	M	McLeod						1	1	7	L HANSFORD							2								
14	H	Newble			"	"	"	"	3	14	F MOONEY															
8	B	Roberts			"	"	"	"	5	45	S McALLISTER															
11	K	Tapp			"	"	"	"	3	18	S O'BRYANT							1								
12	K	McKinnon			"	"	"	"	1	27	R TROTT							1								
4	A	Joensch																								
2	S	Joensch																								
		OWN GOAL						1	1																	
<b>Totals</b>									6	65	5	22	<b>Totals</b>									1	0	2	4	7

Umpires Report	
Scored	
1st Team Yes <input type="checkbox"/> No <input type="checkbox"/>	
2nd Team Yes <input type="checkbox"/> No <input type="checkbox"/>	
Time Clock	
Yes <input type="checkbox"/> No <input type="checkbox"/>	
Green Card	
Yes <input type="checkbox"/> No <input type="checkbox"/>	
Yellow Card	
Yes <input type="checkbox"/> No <input type="checkbox"/>	
Red Card	
Yes <input type="checkbox"/> No <input type="checkbox"/>	
Correct Starting Time	
Yes <input type="checkbox"/> No <input type="checkbox"/>	
Correct Uniforms	
1st Team Yes <input type="checkbox"/> No <input type="checkbox"/>	
2nd Team Yes <input type="checkbox"/> No <input type="checkbox"/>	
Umpires Comments	
Coach's Voting	
1st Team	
2nd Team	
Signatures	
Club	
Signature	
Club	



Won by Brighton  
 Signified Correct...  
 1st Named Team Brighton  
 2nd Named Team Southern Districts  
 Club Comments \_\_\_\_\_

Score 22 to 7  
 Umpires...  
 Referee Signature [Signature]  
 Umpire Signature [Signature]  
 White Copy to REGISTRAR Yellow Copy to UMPIRES Blue Copy to CLUB Pink Copy to PUBLICITY



Report from STURT. Club



Date 5-8-00 Grade B" women

1st Named Team E.T.P

2nd Named Team STURT.

Ansett Australia

No.	Initials	Surname (In Alphabetical Order)	Penal	Assist	Goals				Total	No.	Initials	Surname (In Alphabetical Order)	Penal	Assist	Goals				Total
					1	2	3	4							1	2	3	4	
33	K	DUNSTAN							27	T	AVERY								
9	K	CAMERON							20	J	CONN	Y							
40	M	HANFORD			11			5	30	S	LERIMER								
14	K	KRASSAY							3	L	LEHMANN								
22	T	JOHNSON							31	L	M'CAULEY								
13	K	LEICESTER							42	L	M'GROIN								
16	V	RICCI							2	J	PERRE								
7	R	ODONNELL			1			1	12	A	POROPAT								
5	H	SCHULZ							24	S	SEERY								
2	E	SMYTH							1	J	SENSI								
15	D	SMITH							46	K	SMITH						1	1	
11	P	SHARPE						1	25	K	SWINTON								
10	A	SHARPE			1			2	6	K	THURSTON								
3	O	VIALS			1	1		3	38	N	VOYSEY	Y							
23	L	VICKERY																	
25	C	SHINAKIS																	
12	N	WEEKS	Y																
					<b>Totals</b>				430512						<b>Totals</b>				10012

**Umpires Report (Womens Only)**

**Scorers**  
 1st Team Yes  No   
 2nd Team Yes  No

**Time Clock**  
 Yes  No

**Green Card**  
 Yes  No

**Yellow Card**  
 Yes  No

**Red Card**  
 Yes  No

**Correct Starting Time**  
 Yes  No

**Correct Uniforms**  
 1st Team Yes  No   
 2nd Team Yes  No

**Umpires Comments**

**Coachs' Voting**  
 Most Valuable Player  
 1. M. Swinton  
 2. H. Vials  
 3. K. McGroin

Signature: [Signature]  
 Club: STURT



Won by E.T.P.  
 Signified Correct... [Signature]  
 1st Named Team [Signature]  
 2nd Named Team [Signature]  
 Club Comments \_\_\_\_\_

Score 12 to 2  
 Umpires... [Signature]  
 Referee Signature [Signature]  
 Umpire Signature [Signature]  
 White Copy to REGISTRAR Yellow Copy to UMPIRES Blue Copy to CLUB Pink Copy to PUBLICITY





Report from EAST TORRENS PENHAM Club



Date 5/3/00

Grade B GRADE

Ansett Australia

1st Named Team ETP

2nd Named Team STURT

No.	Initials	Surname (In Alphabetical Order)	Penal	Assist	Goals				Total	No.	Initials	Surname (In Alphabetical Order)	Penal	Assist	Goals				Total		
					1	2	3	4							1	2	3	4			
33	K	DUNSTAN								27	T	AVERY									
9	K	CAMERON								20	J	CONN	Y								
40	M	HANFORD								30	S	LOEMER									
14	K	KRASSAY								3	L	LEHMANN									
22	T	JOHNSTON								31	L	MCCAULEY									
13	K	LEICESTER								42	L	MCGLOIN									
16	V	RILCI								2	J	PERRE									
7	R	O'DONNELL								12	A	POLOPAT									
5	H	SCHULZ								24	S	SEERY									
2	E	SMITH								1	J	SENSI									
15	D	SMITH								46	K	SMITH									
11	P	SHARPE								25	K	SWINTON									
10	A	SHARPE								2	6	K	THURSTON								
3	O	NIALS								3	38	N	VOYSEY	Y							
23	L	VICKERY																			
25	C	SHINAKIS																			
12	N	WEEKS																			
					<b>Totals</b>					43	-				5	12					
										<b>Totals</b>					1	-	-	1	2		

**Umpires Report (Womens Only)**

**Scorers**  
 1st Team Yes  No   
 2nd Team Yes  No

**Time Clock**  
 Yes  No

**Green Card**  
 Yes  No

**Yellow Card**  
 Yes  No

**Red Card**  
 Yes  No

**Correct Starting Time**  
 Yes  No

**Correct Uniforms**  
 1st Team Yes  No   
 2nd Team Yes  No

**Umpires Comments**

**Coachs' Voting Most Valuable Player**  
 1 \_\_\_\_\_  
 2 \_\_\_\_\_  
 3 \_\_\_\_\_  
 Signature \_\_\_\_\_  
 Club \_\_\_\_\_  
 Signature \_\_\_\_\_  
 Club \_\_\_\_\_



Won by ETP  
 Signified Correct...  
 1st Named Team \_\_\_\_\_  
 2nd Named Team \_\_\_\_\_  
 Club Comments \_\_\_\_\_

Score 12 to 2  
 Umpires...  
 Referee Signature \_\_\_\_\_  
 Umpire Signature \_\_\_\_\_  
 White Copy to REGISTRAR Yellow Copy to UMPIRES Blue Copy to CLUB Pink Copy to PUBLICITY



Report from GLENELG Club



Date 5-8-00 Grade B

1st Named Team GLENELG

2nd Named Team WEST TORRENS

Ansett Australia

No.	Initials	Surname (In Alphabetical Order)	Penal	Assist	Goals				Total	No.	Initials	Surname (In Alphabetical Order)	Penal	Assist	Goals				Total						
					1	2	3	4							1	2	3	4							
1	K	BAYNES						1	6	K	SULLIVAN														
3	J	SLOAN							38	D	COOK														
4	S	HURN					1	4	32	V	CLARK														
5	M	KOEVOETS						2	43	R	LANG														
7	T	TOOGOOD							3	B	VARGA														
8	L	MCMILLAN					1	5	16	M	CLARK														
9	A	HILLE							13	R	MEANEY														
10	L	MORTIMER							18	K	CLARK														
11	C	HRZECHUK							12	S	FLUMIANI														
12	R	EMERY						2	36	L	HOOVER														
13	K	MORTON						1	40	L	DAVIDSON														
14	K	MCMNAMARA																							
15	S	PROUDMAN						2																	
16	H	KAJIMA																							
17	S	SNIEDZE						2																	
18	K	LORD																							
					<b>Totals</b>				46	36	19						<b>Totals</b>				0	1	0	0	1

**Umpires Report (Womens Only)**

**Scorers**  
 1st Team: Yes  No   
 2nd Team: Yes  No

**Time Clock**  
 Yes  No

**Green Card**  
 Yes  No

**Yellow Card**  
 Yes  No

**Red Card**  
 Yes  No

**Correct Starting Time**  
 Yes  No

**Correct Uniforms**  
 1st Team: Yes  No   
 2nd Team: Yes  No

**Umpires Comments**

**Coachs' Voting**  
 Most Valuable Player:  
 1. K. Clark  
 2. S. Sloan  
 3. J. Sloan

Signature: [Signature]  
 Club: [Club]



Won by GLENELG  
 Signified Correct... [Signature]  
 1st Named Team [Signature]  
 2nd Named Team [Signature]  
 Club Comments [Signature]

Score 19 to 1  
 Umpires... Rebecca Troff SD  
 Referee Signature [Signature]  
 Umpire Signature [Signature]  
 Write Copy to REGISTRAR Yellow Copy to UMPIRES Blue Copy to CLUB Pink Copy to PUBLICITY



Report from WEST TORRENS Club



Date 05-08-2000 Grade 8

1st Named Team GLENELG

2nd Named Team WEST TORRENS

Ansett Australia

No.	Initials	Surname (In Alphabetical Order)	Penal	Assist	Goals				Total	No.	Initials	Surname (In Alphabetical Order)	Penal	Assist	Goals				Total			
					1	2	3	4							1	2	3	4				
1	K	BAYNES						1	1	6	K	SULLIVAN										
3	J	SLOAN								38	D	COOK										
4	S	HURN						4	4	32	V	CLARK										
5	M	KOENIGTS						2	2	48	R	LARBE										
7	T	TOOGOOD								3	B	VARGA										
8	L	McMILLAN						5	5	16	M	CLARK										
9	A	HILLIS								13	R	MEANEY										
10	L	MORTHAER								18	K	CLARK										
11	C	HARVEY						2	2	12	S	FLUMIANI										
12	R	EMERY						1	1	36	L	HOOPER										
13	K	MORTON								40	L	DANIBSON										
14	K	McNAMARA																				
15	S	KENYON						2	2													
16	H	KATIMA																				
17	S	SNIEDZE						2	2													
18	K	CORD																				
					<b>Totals</b>				<b>4</b>	<b>6</b>	<b>3</b>	<b>6</b>	<b>19</b>			<b>Totals</b>				<b>1</b>	<b>1</b>	<b>1</b>
Time Outs														Time Outs								

**Umpires Report**  
(Players Only)

Score: Yes  No

Time Clock: Yes  No

Green Card: Yes  No

Yellow Card: Yes  No

Red Card: Yes  No

Correct Starting Time: Yes  No

Correct Uniforms: 1st Team: Yes  No  2nd Team: Yes  No

Umpires Comments:

Cheerleading: Yes  No

Signature: \_\_\_\_\_



Won by GLENELG  
 Signified Correct...  
 1st Named Team R.M.M.  
 2nd Named Team WEST TORRENS  
 Club Comments \_\_\_\_\_

Score 19 to 1  
 Umpires...  
 Referee Signature WLC  
 Umpire Signature BLC  
 White Copy to REGISTRAR Yellow Copy to UMPIRES Blue Copy to CLUB Pink Copy to PUBLICITY



Report from BRIGHTON Club



Date 5/8/00

Grade B

Ansett Australia

1st Named Team BRIGHTON

2nd Named Team ADELAIDE UNI.

No.	Initials	Surname (In Alphabetical Order)	Penal	Assist	Goals				Total	No.	Initials	Surname (In Alphabetical Order)	Penal	Assist	Goals				Total				
					1	2	3	4							1	2	3	4					
13	T	CAUFIELD		"			1		1	73	K	ALLEN	Y										
6	R	HAKENDORE		"	"	"			2	72	A	BRADSHAW											
9	A	HALLION		"	"	"				10	F	BOKLERMAN											
8	J	HALLION		"	"	"				21	K	ELLIS											
2		JAENSCH								91	M	GARNER											
15	A	JAENSCH								25	M	GORRICK											
1	K	LIER SCH			1				1	42	D	HANNAFORD											
3	M	M'LEOD								14	R	HOILE											
5	C	MAGOR								36	A	PIPERSON											
8	A	VARLON								13	K	NAYDA											
11	K	TAPP								27	N	OWENS											
		<del>NEWBLE</del>								39	M	PARENTE											
												<del>RANKIN</del>											
										77	B	REID											
					<b>Totals</b> 5 3 4 2 14										<b>Totals</b> 2 5 2 4 13								

**Umpires Report (Womens Only)**

**Scorers**  
 1st Team Yes  No   
 2nd Team Yes  No

**Time Clock**  
 Yes  No

**Green Card**  
 Yes  No

**Yellow Card**  
 Yes  No

**Red Card**  
 Yes  No

**Correct Starting Time**  
 Yes  No

**Correct Uniforms**  
 1st Team Yes  No   
 2nd Team Yes  No

**Umpires Comments**

**Coachs' Voting Most Valuable Player**  
 1. MAGOR  
 2. TAPP  
 3. REID

Signature Club: [Signature]  
 Signature Club: [Signature]

Won by BRIGHTON  
 Signified Correct...  
 1st Named Team [Signature]  
 2nd Named Team [Signature]  
 Club Comments \_\_\_\_\_

Score 14 to 13  
 Umpires...  
 Referee Signature [Signature]  
 Umpire Signature [Signature]  
 White Copy to REGISTRAR Yellow Copy to UMPIRES Blue Copy to CLUB Pink Copy to PUBLICITY



Report from Adelaide Uni Club



Date 5th Aug 2000 Grade B

Ansett Australia

1st Named Team BRIGHTON

2nd Named Team Adelaide Uni

No.	Initials	Surname (In Alphabetical Order)	Penal	Assist	Goals				Total	No.	Initials	Surname (In Alphabetical Order)	Penal	Assist	Goals				Total					
					1	2	3	4							1	2	3	4						
								1		73	K ALLEN													
13	T	CASFIELD								72	A BRADSTAEW													
6	R	HANKENDORF								<del>10</del>	<del>F ELLIOTT</del>													
9	H	HALLION								21	K ZEUS													
8	S	HALLION								91	M GARNER													
2	S	JAENBIT								25	M CORRIOCK													
15	A	JARNSCH								42	P HANNAFORD							1		1	11			
3	M	McLEOD								14	<del>W</del>													
5	C	MAGOR								26	<del>R</del>													
11	K	TAPP								13	K NAMDA													
	H	<del>NOWLER</del>								72	N JEWENS									11	1			
1	K	LIRSCH								39	M Parente													
										80	<del>K Parente</del>													
										77	B Red													
					<b>Totals</b>				5	3	4	2	14						<b>Totals</b>	2	5	2	4	13

**Umpires Report**  
(Womens Only)

**Scorers**  
1st Team Yes  No   
2nd Team Yes  No

**Time Clock**  
Yes  No

**Green Card**  
Yes  No

**Yellow Card**  
Yes  No

**Red Card**  
Yes  No

**Correct Starting Time**  
Yes  No

**Correct Uniforms**  
1st Team Yes  No   
2nd Team Yes  No

**Umpires Comments**

**Coachs' Voting**  
Most Valuable Player

1  
2  
3

Signature  
Club

Signature  
Club



Won by BRIGHTON  
Signified Correct...  
1st Named Team [Signature]  
2nd Named Team [Signature]  
Club Comments

Score 14 to 13  
Umpires...  
Referee Signature [Signature]  
Umpire Signature [Signature]  
White Copy to REGISTRAR Yellow Copy to UMPIRES Blue Copy to CLUB Pink Copy to PUBLICITY



Report from North Adelaide Club



Date 5-8-00 Grade B

1st Named Team Nth Adelaide

2nd Named Team Sth Districts

Ansett Australia

No.	Initials	Surname (In Alphabetical Order)	Penal	Assist	Goals				Total	No.	Initials	Surname (In Alphabetical Order)	Penal	Assist	Goals				Total									
					1	2	3	4							1	2	3	4										
10	D	Gaspari							69	N	Clark																	
3	M	Hall							1	S	Gibbs																	
5	A	Kelly							17	R	Hall																	
7	N	Kilford							25	L	Longford																	
16	W	Kilford							7	L	Hensford																	
<del>15</del>	<del>K</del>	<del>Klawitte</del>							14	F	Mooney																	
13	K	<del>Malyniak</del> Malyniak							45	S	M <sup>c</sup> Allister																	
6	H	Mamerow							27	R	Trott																	
8	S	Pilkington																										
					<b>Totals</b>				5	3	5	2	15						<b>Totals</b>					3	5	6	3	17
Time Outs		1											Time Outs		1	1												

**Umpires Report (Womens Only)**

**Scorers**  
 1st Team: Yes  No   
 2nd Team: Yes  No

**Time Clock**  
 Yes  No

**Green Card**  
 Yes  No

**Yellow Card**  
 Yes  No

**Red Card**  
 Yes  No

**Correct Starting Time**  
 Yes  No

**Correct Uniforms**  
 1st Team: Yes  No   
 2nd Team: Yes  No

**Umpires Comments**

**Coachs' Voting**  
 Most Valuable Player  
 1. H Mamerow  
 2. H Mamerow  
 3. F Mooney  
 Signature: [Signature]  
 Club: N. Adelaide

*blanchy umpire out of uniform*

Won by Sth Districts Score 15 to 17

Signified Correct... Umpires...  
 1st Named Team Nth Adelaide Referee Signature [Signature]  
 2nd Named Team Sth Districts Umpire Signature [Signature] (STUE) (GLC)  
 Club Comments \_\_\_\_\_ White Copy to REGISTRAR Yellow Copy to UMPIRES Blue Copy to CLUB Pink Copy to PUBLICITY



1st Named Team North Adelaide

2nd Named Team Southern Districts

Ansett Australia

No.	Initials	Surname (In Alphabetical Order)	Penal	Assist	Goals				Total	No.	Initials	Surname (In Alphabetical Order)	Penal	Assist	Goals				Total
					1	2	3	4							1	2	3	4	
10	D	GASPAR							69	N	CLARK								
3	M	Hall							1	S	GIBBS								9
5	A	Kelly							17	Re	HALL								
7	N	Kuford							25	L	LANGFORD								
16	N	Kuford						6	7	L	HANSFORD								2
15	K	Klowitter							14	F	MOONEY								
13	K	Malay McMalyniak							45	S	MCALLISTER								
6	H	Mamerow						7	<del>16</del>	<del>S</del>	<del>O'BRYAN</del>								
8	J	Pitkington							27	R	TROTT								6
					<b>Totals</b> 535215									<b>Totals</b> 356317					
Time Outs									Time Outs			1							

**Umpires Report (Womens Only)**

**Scorers**  
1st Team Yes  No   
2nd Team Yes  No

**Time Clock**  
Yes  No

**Green Card**  
Yes  No

**Yellow Card**  
Yes  No

**Red Card**  
Yes  No

**Correct Starting Time**  
Yes  No

**Correct Uniforms**  
1st Team Yes  No   
2nd Team Yes  No

**Umpires Comments**

**Coachs' Voting**  
Most Valuable Player  
1 \_\_\_\_\_  
2 \_\_\_\_\_  
3 \_\_\_\_\_  
Signature \_\_\_\_\_  
Club: \_\_\_\_\_  
Signature \_\_\_\_\_  
Club: \_\_\_\_\_

*Umpire out of uniform*



Won by Southern Districts  
Signified Correct...  
1st Named Team Godollet  
2nd Named Team Das  
Club Comments \_\_\_\_\_

Score 17 to 15  
Umpires...  
Referee Signature A. Sloan  
Umpire Signature L. E. Thompson (Sturt) (Cic)  
White Copy to REGISTRAR Yellow Copy to UMPIRES Blue Copy to CLUB Pink Copy to PUBLICITY



Report from Woodville Club



Date 5-8-2000 Grade 'B' Women

1st Named Team Woodville 2nd Named Team BYE

**Ansett Australia**

No.	Initials	Surname (In Alphabetical Order)	Penal	Assist	Goals				Total	No.	Initials	Surname (In Alphabetical Order)	Penal	Assist	Goals				Total	
					1	2	3	4							1	2	3	4		
28	A	Cappeluti																		
11	D	Carozza																		
10	C	Carroll																		
4	K	Cooke																		
25	L	Higgins																		
29	A	McCormack																		
36	Z	McCormack																		
13	T	Heath																		
35	S	Menz																		
34	R	Michniewicz																		
31	A	Oswald																		
23	L	Piotrowski																		
32	J	Przybylski																		
33	L	Russo																		
Time Outs					Totals							Time Outs					Totals			

**Umpires Report**  
(Womens Only)

Scores  
1st Team: Yes  No   
2nd Team: Yes  No

Time Clock  
Yes  No

Green Card  
Yes  No

Yellow Card  
Yes  No

Red Card  
Yes  No

Correct Starting Time  
Yes  No

Correct Uniforms  
1st Team: Yes  No   
2nd Team: Yes  No

Umpires Comments

Coach's Voting  
1st Team:   
2nd Team:

Signature  
Club: \_\_\_\_\_  
Date: \_\_\_\_\_



Won by \_\_\_\_\_ Score \_\_\_\_\_ to \_\_\_\_\_  
 Signified Correct... Umpires...  
 1st Named Team \_\_\_\_\_ Referee Signature \_\_\_\_\_  
 2nd Named Team \_\_\_\_\_ Umpire Signature \_\_\_\_\_  
 Club Comments \_\_\_\_\_

White Copy to REGISTRAR Yellow Copy to UMPIRES Blue Copy to CLUB Pink Copy to PUBLICITY





Report from EAST TORRENS HANWEHAM Club



Date 29/7/00 Grade B GRU

1st Named Team ETP

2nd Named Team North Adelaide

Ansett Australia

No.	Initials	Surname (In Alphabetical Order)	Penal	Assist	Goals				Total	No.	Initials	Surname (In Alphabetical Order)	Penal	Assist	Goals				Total						
					1	2	3	4							1	2	3	4							
33	K	DUNSTAN							10	D	GASPARI														
40	M	HANSFORD				11	1	6	3	M	Hall														
22	T	JOHNSTON							5	A	Kelly														
14	K	KRASSAY							7	N	Kilford														
7	R	O'DONNELL	Y						16	W	Kilford														
34	V	RICCI							13	K	Melanovic														
5	H	SCHULZ				11	1	4	6	H	mameow				1	11			3						
8	T	SENIOR							8	S	Pilkington														
25	C	SHINAKIS							1	J	ROBERTS														
2	E	SMYTH																							
3	O	VIALS				1		4																	
23	L	VICKERY						1																	
12	N	WEEKS																							
10	A	SHARPE					1	1	2																
21	C	DEAN																							
					<b>Totals</b>										<b>Totals</b>										
					3	4	7	3	17						11						1	2	-	-	3

**Umpires Report (Womens Only)**

**Scorers**  
 1st Team Yes  No   
 2nd Team Yes  No

**Time Clock**  
 Yes  No

**Green Card**  
 Yes  No

**Yellow Card**  
 Yes  No

**Red Card**  
 Yes  No

**Correct Starting Time**  
 Yes  No

**Correct Uniforms**  
 1st Team Yes  No   
 2nd Team Yes  No

**Umpires Comments**

**Coachs' Voting Most Valuable Player**  
 1 \_\_\_\_\_  
 2 \_\_\_\_\_  
 3 \_\_\_\_\_  
 Signature \_\_\_\_\_  
 Club \_\_\_\_\_  
 Signature \_\_\_\_\_  
 Club \_\_\_\_\_

Won by ETP  
 Signified Correct... [Signature]  
 1st Named Team [Signature]  
 2nd Named Team [Signature]  
 Club Comments \_\_\_\_\_

Score 17 to 3  
 Umpires...  
 Referee Signature [Signature]  
 Umpire Signature [Signature]  
 White Copy to REGISTRAR Yellow Copy to UMPIRES Blue Copy to CLUB Pink Copy to PUBLICITY



Report from North Adelaide Club



Date 29-7-00 Grade B

1st Named Team ETP

2nd Named Team N Adelaide

**Ansett Australia**

No.	Initials	Surname (In Alphabetical Order)	Penal	Assist	Goals				Total	No.	Initials	Surname (In Alphabetical Order)	Penal	Assist	Goals				Total						
					1	2	3	4							1	2	3	4							
<del>33</del>	<del>V</del>	<del>DUNSTON</del>							10	D	Gaspari														
40	M	HANSFORD							3	SM	Hall														
20	F	JOHNSON							5	A	Kelly														
14	K	KRASSAY							7	N	Kilford														
7	R	O'DONNELL	1						16	W	Kilford														
<del>34</del>	<del>V</del>	<del>RECCI</del>							<del>15</del>	<del>K</del>	<del>Klawitter</del>														
5	H	SCHULZ							13	K	McLynic														
<del>8</del>	<del>T</del>	<del>SENIOR</del>							6	H	Mamerow		1												
25	C	SHINAKIS							8	S	Pillington														
2	E	SMYTH							1	J	Roberts														
3	O	VIALS																							
23	L	VEEKERY																							
12	N	WEEKS																							
16	A	Sharpe																							
21	C	Dean																							
					<b>Totals</b>				3	4	7	3	17												
Time Outs										Time Outs					11	<b>Totals</b>					1	2	0	0	3

**Umpires Report (Womens Only)**

**Scorers**  
 1st Team: Yes  No   
 2nd Team: Yes  No

**Time Clock**  
 Yes  No

**Green Card**  
 Yes  No

**Yellow Card**  
 Yes  No

**Red Card**  
 Yes  No

**Correct Starting Time**  
 Yes  No

**Correct Uniforms**  
 1st Team: Yes  No   
 2nd Team: Yes  No

**Umpires Comments**

**Coachs' Voting**  
 Most Valuable Player  
 1. O Vials  
 2. W Kilford  
 3. A Sharpe  
 Signature: [Signature]  
 Club: N Adelaide  
 Signature: [Signature]  
 Club: ETP

Won by ETP  
 Signified Correct...  
 1st Named Team \_\_\_\_\_  
 2nd Named Team Robbet  
 Club Comments \_\_\_\_\_

Score 17 to 3  
 Umpires...  
 Referee Signature [Signature]  
 Umpire Signature [Signature]  
 White Copy to REGISTRAR Yellow Copy to UMPIRES Blue Copy to CLUB Pink Copy to PUBLICITY



Report from Southern Districts Club



Date 29-7-2000 Grade WOMEN B GRADE

1st Named Team WOODVILLE

2nd Named Team Southern Districts

Ansett Australia

No.	Initials	Surname (In Alphabetical Order)	Penal	Assist	Goals				Total	No.	Initials	Surname (In Alphabetical Order)	Penal	Assist	Goals				Total					
					1	2	3	4							1	2	3	4						
28	A	Cappeluti						1	69	N	CLARK							0						
11	D	Crozza						0	1	S	GIBBS			1			1	3						
10	C	Corral						0	4	H	GIRVAN							0						
<del>20</del>	<del>M</del>	<del>Cottrell</del>						<del>0</del>	<del>17</del>	<del>Re</del>	<del>HALL</del>							<del>0</del>						
4	K	Cooke						0	25	L	LANGFORD							0						
25	L	Higgins	1					5	3	L	HANSFORD							0						
29	A	McCormack						0	14	F	MOONEY							0						
35	S	Menz						0	45	S	M'ALLISTER							0						
34	R	Michniewicz						0	18	S	O'BRYAN							0						
21	M	Morrissey						3	27	R	TROTT							0						
31	A	Oswald						3																
23	L	Protrowski						0																
32	J	Przybylski						0																
33	L	Russo						6																
					<b>Totals</b>				4	5	5	4	18						<b>Totals</b>					
Time Outs															Time Outs									

**Umpires Report (Womens Only)**

**Scorers**  
 1st Team Yes  No   
 2nd Team Yes  No

**Time Clock**  
 Yes  No

**Green Card**  
 Yes  No

**Yellow Card**  
 Yes  No

**Red Card**  
 Yes  No

**Correct Starting Time**  
 Yes  No

**Correct Uniforms**  
 1st Team Yes  No   
 2nd Team Yes  No

**Umpires Comments**

**Coachs' Voting Most Valuable Player**  
 1 \_\_\_\_\_  
 2 \_\_\_\_\_  
 3 \_\_\_\_\_

Signature \_\_\_\_\_ Club \_\_\_\_\_  
 Signature \_\_\_\_\_ Club \_\_\_\_\_



Won by Woodville  
 Signified Correct... A Oswald  
 1st Named Team A Oswald  
 2nd Named Team [Signature]  
 Club Comments \_\_\_\_\_

Score 18 to 3  
 Umpires...  
 Referee Signature [Signature]  
 Umpire Signature [Signature]  
 Write Copy to REGISTRAR Yellow Copy to UMPIRES Blue Copy to CLUB Pink Copy to PUBLICITY



Report from WOODVILLE Club



Date 29/7/00

Grade B

1st Named Team WOODVILLE

2nd Named Team SOUTHERN DISTRICTS

Ansett Australia

No.	Initials	Surname (In Alphabetical Order)	Penal	Assist	Goals				Total	No.	Initials	Surname (In Alphabetical Order)	Penal	Assist	Goals				Total		
					1	2	3	4							1	2	3	4			
28	A	CAPPELLOTTI			1				1	69	N	CLARK									
11	D	CAROLZA								1	S	GIBBS			1			1			3
10	C	CARROLL								4	M	CIRIAN									
<del>30</del>	<del>M</del>	<del>COLLINS</del>								<del>17</del>	<del>Re</del>	<del>HALL</del>									
4	K	COOKE								25	L	LAUGFORD									
25	L	HIGGINS	4		1				5	3	L	MANSFORD									
29	A	MCCORMACK								14	F	MOONEY									
<del>12</del>	<del>R</del>	<del>MCLEAN</del>								40	S	MCCALLISTER									
35	S	MENZ								18	S	SHRYVANT									
34	R	MICHNIEWICZ								27	R	TROTT									
21	M	MORRISSEY			1				3												
31	A	OSWALD						3													
23	L	PIOTROWSKI																			
32	J	PRZYBYLSKI																			
33	L	RUSSO			1			6													
Time Outs				<b>Totals</b>		4	5	5	4	18	Time Outs				<b>Totals</b>		1	1	-	1	3

**Umpires Report**  
(Please Print Name)

Scoring  
1st Team: Yes  No   
2nd Team: Yes  No

Time Clock  
Yes  No

Green Card  
Yes  No

Yellow Card  
Yes  No

Red Card  
Yes  No

Correct Starting Time  
Yes  No

Correct Uniforms  
1st Team: Yes  No   
2nd Team: Yes  No

Umpire Comments

Crowd Voting  
Most Inappropriate Play

Signature:  
Date:



Won by WOODVILLE  
 Signified Correct...  
 1st Named Team P.J. Oswald  
 2nd Named Team [Signature]  
 Club Comments \_\_\_\_\_

Score 18 to 3  
 Umpires...  
 Referee Signature [Signature]  
 Umpire Signature [Signature]  
 White Copy to REGISTRAR Yellow Copy to UMPIRES Blue Copy to CLUB Pink Copy to PUBLICITY



Report from Glenelg Club



Date 29-7-00 Grade B

1st Named Team Glenelg

2nd Named Team Adelaide Uni

**Ansett Australia**

No.	Initials	Surname (In Alphabetical Order)	Penal	Assist	Goals				Total	No.	Initials	Surname (In Alphabetical Order)	Penal	Assist	Goals				Total			
					1	2	3	4							1	2	3	4				
1	K	Baynes							3	K	Allen											
2	G	Hynd							7	A	Bradshaw											
3	T	Sloan							10	T	Eckman											
4	S	Hugh			1	1	2		21	K	Ellis											
6	M	Kennedy				1	1		11	M	Garner											
7	T	Toogood							25	M	Garrick					1			5			
8	L	McMillan						2	42	D	Kannaford							1	4			
9	A	Hille							14	K	Hale								2			
10	L	Mortimer							36	A	McPherson					1		1	4			
11	C	Hrucziuk						1	13	K	Nayda											
13	K	Morton						1	21	N	Owens								2			
12	R	Emery	Y						39	M	Parente							1	1			
14	K	McNimm							15	K	Rankin											
15	R	Proudman							77	B	Reid											
16	A	Kojima																				
18	K	Lord																				
					<b>Totals</b>				2					<b>Totals</b>				7	6	2	3	18

Umpires Report (Momentum Only)	
Score	
1st Team Yes/No	
2nd Team Yes/No	
Time Clock	
Green Card	
Yellow Card	
Red Card	
Correct Starting Time	
Correct Uniforms	
Umpires Comments	
Coach's Voting	



Won by Adelaide Uni Score 18 to 7  
 Signified Correct...  
 1st Named Team AG Kenyon  
 2nd Named Team WSP  
 Club Comments \_\_\_\_\_

Umpires...  
 Referee Signature J. Allen  
 Umpire Signature LEYHAMPSON (STURT)  
 White Copy to REGISTRAR Yellow Copy to UMPIRES Blue Copy to CLUB Pink Copy to PUBLICITY  
mpior (woodville)



Report from Adelaide University Club



Date 29th July Grade B

1st Named Team Yleneg

2nd Named Team Adelaide Uni

Ansett Australia

No.	Initials	Surname (In Alphabetical Order)	Penal	Assist	Goals				Total	No.	Initials	Surname (In Alphabetical Order)	Penal	Assist	Goals				Total								
					1	2	3	4							1	2	3	4									
1	K	Baynes							73	K	Allen																
2	G	Hynd							72	A	BRADSHAW																
3	J	Sloan							10	T	ECKERMAN																
4	S	Hunn				1	1	2	21	K	GULLS																
6	M	Roxburgh						1	9	M	Garner																
7	T	Tasgaard							75	M	Gorriack		1		1			5									
8	L	McMillan		1		1		2	42	D	HANNAFORD				1		1	4									
9	A	Hille							14	K	Hoile							2									
10	L	Mortimer							36	A	MURPHY				1		1	4									
11	C	Hryciuk							13	K	NAYDA																
13	K	Morton							27	N	DWENS			1				2									
12	R	Emery							39	M	Parente					1		1									
14	K	McNamara							15	K	RANKIN																
15	R	Praudman							77	B	REID																
16	H	Kojima																									
18	K	Kawslord																									
					<b>Totals</b>				2	0	2	3	7						<b>Totals</b>				7	6	2	3	18

**Umpires Report**  
(Minimum Only)

Scoring  
1st Team Yes  No   
2nd Team Yes  No

Time Clock  
Yes  No

Green Card  
Yes  No

Yellow Card  
Yes  No

Red Card  
Yes  No

Correct Starting Time  
Yes  No

Correct Uniforms  
1st Team Yes  No   
2nd Team Yes  No

Umpires Comments

Coach's Voting  
1st  2nd

Signature  
Umpire  
Club

Won by Adelaide Uni  
 Signified Correct...  
 1st Named Team Yleneg  
 2nd Named Team Adelaide Uni  
 Club Comments \_\_\_\_\_

Score 18 to 7  
 Umpires...  
 Referee Signature [Signature]  
 Umpire Signature [Signature]  
 White Copy to REGISTRAR Yellow Copy to UMPIRES Blue Copy to CLUB Pink Copy to PUBLICITY  
mlr or (WOODVILLE)



Report from STURT Club



Date 29-7-00 Grade B women

1st Named Team WEST TORRENS

2nd Named Team STURT

Ansett Australia

No.	Initials	Surname (In Alphabetical Order)	Penal	Assist	Goals				Total	No.	Initials	Surname (In Alphabetical Order)	Penal	Assist	Goals				Total
					1	2	3	4							1	2	3	4	
18	K	CLARK			1	1	1		4	20	J	CONN							
32	V	CLARK	Y							42	L	McGLOIN							
38	D	COOK								8	C	McGLOIN							
28	C	CURRAN								31	L	McCAULEY			1				2
40	L	DAVIDSON								2	J	PERRE							
6	K	SULLIVAN								12	A	POROPAT							
11	K	LANE								24	S	SERRY	Y						
36	L	HOOPER								25	K	SWINTON	Y	1					2
22	J	FRANKLIN			1	1			4	38	N	VOYSEY					1		2
3	B	VARGA								46	K	SMITH			1	1			3
23	R	LANE								27	T	AVERY							
29	S	HOOPER																	
M	M	CLARK																	
					<b>Totals</b> 22 22 8									<b>Totals</b> 4-32 9					

**Umpires Report**  
 (Umpires Only)

Scorers  
 1st Team: Yes  No   
 2nd Team: Yes  No

Time Clock  
 Yes  No

Green Card  
 Yes  No

Yellow Card  
 Yes  No

Red Card  
 Yes  No

Correct Starting Time  
 Yes  No

Correct Underones  
 1st Team: Yes  No   
 2nd Team: Yes  No

Umpires Comments

Coaches Voting  
 Most Valuable Player

Signature  
 Club  
 Signature  
 Club



Won by STURT Score 9 to 8  
 Signified Correct... Umpires...  
 1st Named Team Davidson Referee Signature L. CRADDOCK  
 2nd Named Team McLellan Umpire Signature [Signature]  
 Club Comments \_\_\_\_\_  
 White Copy to REGISTRAR Yellow Copy to UMPIRES Blue Copy to CLUB Pink Copy to PUBLICITY



NORTH ADELAIDE UMPIRE DID NOT SHOW UP

Report from West Torrens Club



Date 29.7.00

Grade B - Womens

1st Named Team West Torrens

2nd Named Team Sturt

Ansett Australia

No.	Initials	Surname (In Alphabetical Order)	Penal	Assist	Goals				Total	No.	Initials	Surname (In Alphabetical Order)	Penal	Assist	Goals				Total																		
					1	2	3	4							1	2	3	4																			
18	K	CLARK				1	1	1	4	20	J	COOM																									
32	V	CLARK	Y							42	L	MC GLOIN																									
38	D	COOK								8	D	MC GLOIN																									
28	C	CURRAN								31	L	MCCAWLEY																									
40	L	DAVIDSON								2	J	PERRIE																									
6	K	SULLIVAN								12	A	ROBERTS		Y																							
<del>39</del>	<del>L</del>	<del>SULLIVAN</del>								24	S	SEERY		Y																							
<del>11</del>	<del>K</del>	<del>LANE</del>								35	R	SULLIVAN																									
11	K	LANE								38	N	MOUSEY																									
36	L	HOOPER								46	K	SMITH																									
22	J	FRANKLIN								27	T	ALERY																									
33	B	VARGA																																			
23	R	LANE																																			
29	S	HOOPER																																			
16	M	CLARK																																			
										Totals																											
Time Outs					Totals					Time Outs					Totals																						
					2 2 2 2 8										4 - 3 2 9																						

**Umpires Report (Womens Only)**

**Scorers**  
 1st Team Yes  No   
 2nd Team Yes  No

**Time Clock**  
 Yes  No

**Green Card**  
 Yes  No

**Yellow Card**  
 Yes  No

**Red Card**  
 Yes  No

**Correct Starting Time**  
 Yes  No

**Correct Uniforms**  
 1st Team Yes  No   
 2nd Team Yes  No

**Umpires Comments**

**Coachs' Voting**  
 Most Valuable Player  
 1. K Clark  
 2. K Smith  
 3. D Cook

Signature: [Signature]  
 Club: [Club]

Signature: [Signature]  
 Club: [Club]

Missing Umpire  
 With Adelaide



Won by Sturt  
 Signified Correct...  
 1st Named Team [Signature]  
 2nd Named Team [Signature]  
 Club Comments \_\_\_\_\_

Score 9 to 8  
 Umpires...  
 Referee Signature [Signature]  
 Umpire Signature [Signature]  
White Copy to REGISTRAR Yellow Copy to UMPIRES Blue Copy to CLUB Pink Copy to PUBLICITY





Report from West Torrens Club



Date 22/7/00

Grade B - Womens

1st Named Team West Torrens

2nd Named Team Adelaide University

Ansett Australia

No.	Initials	Surname (In Alphabetical Order)	Penal	Assist	Goals				Total	No.	Initials	Surname (In Alphabetical Order)	Penal	Assist	Goals				Total
					1	2	3	4							1	2	3	4	
13	ld	Clark								73	K	Allen							
32	v	Clark								72	A	Bradshaw							
38	D	Cook								10	T	Eckerman							
28	C	Cumran								21	K	Ellis							
40	L	Davidson								91	M	Gamer					1		
11	S	Lane								25	M	Gorriock							
14	KT	Lane								42	D	Hannaford					1		8
23	R	Lane									<del>K</del>	<del>Alton</del>							
17	J	Shepherd									T	Kulesza							
6	K	Sullivan				1	1	2		36	A	Mc Pherson					1	1	5
29	L	Sullivan								13	K	Nayda							
33	B	Varga								27	N	Owens							2
										77	B	Reid	Y			1		1	2
										14	K	Hoile							4
		Knock In				1		1		39	M	Parente					1	1	5
Time Outs					Totals					Time Outs					Totals				
					0 0 2 1 3										8 8 6 10 32				

Umpires Report (Womens Only)	
<b>Scorers</b>	
1st Team	Yes <input type="checkbox"/> No <input checked="" type="checkbox"/>
2nd Team	Yes <input type="checkbox"/> No <input checked="" type="checkbox"/>
<b>Time Clock</b>	
Yes <input type="checkbox"/> No <input checked="" type="checkbox"/>	
<b>Green Card</b>	
Yes <input type="checkbox"/> No <input checked="" type="checkbox"/>	
<b>Yellow Card</b>	
Yes <input type="checkbox"/> No <input checked="" type="checkbox"/>	
<b>Red Card</b>	
Yes <input type="checkbox"/> No <input checked="" type="checkbox"/>	
<b>Correct Starting Time</b>	
Yes <input type="checkbox"/> No <input checked="" type="checkbox"/>	
<b>Correct Uniforms</b>	
1st Team	Yes <input type="checkbox"/> No <input checked="" type="checkbox"/>
2nd Team	Yes <input type="checkbox"/> No <input checked="" type="checkbox"/>
<b>Umpires Comments</b>	
<b>Coachs' Voting</b>	
<b>Most Valuable Player</b>	
1	K Hoile
2	K Sullivan
3	M Parente
Signature: <u>[Signature]</u>	
Club: <u>[Signature]</u>	
Signature: <u>[Signature]</u>	
Club: <u>[Signature]</u>	

Won by Adelaide Uni  
 Signified Correct.  
 1st Named Team [Signature]  
 2nd Named Team [Signature]  
 Club Comments \_\_\_\_\_

Score 32 to 3  
 Umpires...  
 Referee Signature [Signature]  
 Umpire Signature [Signature]  
 White Copy to REGISTRAR Yellow Copy to UMPIRES Blue Copy to CLUB Pink Copy to PUBLICITY



No.	Initials	Surname (In Alphabetical Order)	Penal	Assist	Goals				Total	No.	Initials	Surname (In Alphabetical Order)	Penal	Assist	Goals				Total				
					1	2	3	4							1	2	3	4					
18	K	Clark							73	K	ALLEN												
32	V	Clark							72	A	BLADSHAW												
38	D	Cook							10	T	ECKERMANN												
28	C	Curran							2	K	ELLS												
40	L	Davidson							9	M	GERNET												
11	R	Lane							25	M	GORLOCK						III	I		III	8		
14	KJ	Lane							42	D	HANNAFORD												
23	R	Lane								<del>K</del>	<del>Hoile</del>												
17	J	Shepherd								T	KUSZA						II	I	I	I	5		
6	K	Sullivan							36	A	MCPHERSON												
29	L	Sullivan							18	K	NANDA						II				2		
33	B	Varga							27	N	OWENS	Y					I		I		2		
		Knock In								77	B	REID							II	III	IIII	9	
										14	K	HOILE						III	I	I	5		
										39	M	ZRENTE											
			<b>Totals</b>				0	0	2	1	3				<b>Totals</b>				8	8	6	10	32

<b>Umpires Report</b>	
<i>(Signature Only)</i>	
1st Team	Yes <input type="checkbox"/> No <input type="checkbox"/>
2nd Team	Yes <input type="checkbox"/> No <input type="checkbox"/>
Time Clock	Yes <input type="checkbox"/> No <input type="checkbox"/>
Green Card	Yes <input type="checkbox"/> No <input type="checkbox"/>
Yellow Card	Yes <input type="checkbox"/> No <input type="checkbox"/>
Red Card	Yes <input type="checkbox"/> No <input type="checkbox"/>
Contact Strapping Time	Yes <input type="checkbox"/> No <input type="checkbox"/>
Correct Uniforms	1st Team Yes <input type="checkbox"/> No <input type="checkbox"/> 2nd Team Yes <input type="checkbox"/> No <input type="checkbox"/>
Umpire Comments	
Conduct Voting	Most Valuable Player
Umpire Signature	
Date	
Club	



Won by Adelaide Uni  
 Signified Correct...  
 1st Named Team J. Shepherd  
 2nd Named Team J. Shepherd  
 Club Comments \_\_\_\_\_

Score 32 to 3  
 Umpires...  
 Referee Signature L. Adams RTW  
 Umpire Signature J. Adams GLC  
 White Copy to REGISTRAR Yellow Copy to UMPIRES Blue Copy to CLUB Pink Copy to PUBLICITY



Report from BRIGHTON Club



Date 22/7/00 Grade B

Ansett Australia

1st Named Team BRIGHTON

2nd Named Team STURT

No.	Initials	Surname (In Alphabetical Order)	Penal	Assist	Goals				Total	No.	Initials	Surname (In Alphabetical Order)	Penal	Assist	Goals				Total
					1	2	3	4							1	2	3	4	
6	R	Hakendorf								S	LORIMERS								
9	S	Hallion								C	Mc Groun								
7	V	Klus								L	Mc Groun								
	R	Liersch								K	LEHMAN								
	E	<del>Mc Kenna</del>								L	Mc CAULLEY								
3	M	McLeod								J	PERRE								
14	H	Newble								A	POZOPAT								
										S	SZARY								
										K	SWINSON								
										K	SMITH								
										J	SESLI								
										T	AVERY								
					<b>Totals</b>										<b>Totals</b>				

*FORFEIT*

**Report**

**Umpires Report (Womens Only)**

**Scorers**  
 1st Team Yes  No   
 2nd Team Yes  No

**Time Clock**  
 Yes  No

**Green Card**  
 Yes  No

**Yellow Card**  
 Yes  No

**Red Card**  
 Yes  No

**Correct Starting Time**  
 Yes  No

**Correct Uniforms**  
 1st Team Yes  No   
 2nd Team Yes  No

**Umpires Comments**

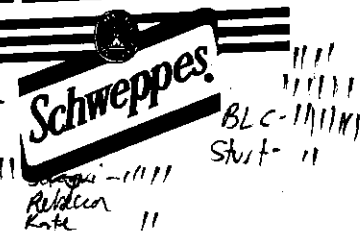
**Coachs' Voting**  
 Most Valuable Player

1 \_\_\_\_\_  
 2 \_\_\_\_\_  
 3 \_\_\_\_\_

Signature \_\_\_\_\_  
 Club: STURT  
 Signature \_\_\_\_\_  
 Club: \_\_\_\_\_

Won by STURT  
 Signified Correct...  
 1st Named Team \_\_\_\_\_  
 2nd Named Team \_\_\_\_\_  
 Club Comments \_\_\_\_\_

Score \_\_\_\_\_ to \_\_\_\_\_  
 Umpires...  
 Referee Signature Adelvon  
 Umpire Signature [Signature]



Report from STURT Club



Date 22-7-00 Grade B women

1st Named Team BRIGHTON

2nd Named Team STURT

Ansett Australia

No.	Initials	Surname (In Alphabetical Order)	Penal	Assist	Goals				Total	No.	Initials	Surname (In Alphabetical Order)	Penal	Assist	Goals				Total			
					1	2	3	4							1	2	3	4				
	R	HAKENDORF								S	LORIMER											
	S	HALLION								C	M <sup>C</sup> GLOIN											
	J	KUOS								L	M <sup>C</sup> GLOIN											
	K	LIESCH								L	KOHMANN											
	<del>M</del>	<del>M<sup>C</sup> LEOD</del>								L	M <sup>C</sup> CAUNNEY											
	M	M <sup>C</sup> LEOD								J	PERRE											
	H	NEUBKE								A	POROPAT											
										S	SEERY											
										K	SWINNTON											
										K	SMITH											
										J	SENSI											
										T	AVERY											
					Totals									Totals								
Time Outs					Totals				Time Outs					Totals								

FORFEIT


Report

Umpires Report (Womens Only)	
<b>Scorers</b>	
1st Team	Yes <input type="checkbox"/> No <input type="checkbox"/>
2nd Team	Yes <input type="checkbox"/> No <input type="checkbox"/>
<b>Time Clock</b>	
Yes <input type="checkbox"/> No <input type="checkbox"/>	
<b>Green Card</b>	
Yes <input type="checkbox"/> No <input type="checkbox"/>	
<b>Yellow Card</b>	
Yes <input type="checkbox"/> No <input type="checkbox"/>	
<b>Red Card</b>	
Yes <input type="checkbox"/> No <input type="checkbox"/>	
<b>Correct Starting Time</b>	
Yes <input type="checkbox"/> No <input type="checkbox"/>	
<b>Correct Uniforms</b>	
1st Team	Yes <input type="checkbox"/> No <input type="checkbox"/>
2nd Team	Yes <input type="checkbox"/> No <input type="checkbox"/>
<b>Umpires Comments</b>	
<b>Coachs' Voting</b>	
Most Valuable Player	
1.	
2.	
3.	
Signature:	<i>[Signature]</i>
Club:	<u>STURT</u>
Signature:	
Club:	



Won by STURT  
 Signified Correct...  
 1st Named Team \_\_\_\_\_  
 2nd Named Team \_\_\_\_\_  
 Club Comments \_\_\_\_\_

Score \_\_\_\_\_ to \_\_\_\_\_  
 Umpires...  
 Referee Signature *[Signature]*  
 Umpire Signature *[Signature]*  
 White Copy to REGISTRAR Yellow Copy to UMPIRES Blue Copy to CLUB Pink Copy to PUBLICITY



Report from EAST TORRANS Club



Date 22ND JULY Grade B WOMEN'S

1st Named Team ETPLC

2nd Named Team STH DESTRESTS

Ansett Australia

No.	Initials	Surname (In Alphabetical Order)	Penal	Assist	Goals				Total	No.	Initials	Surname (In Alphabetical Order)	Penal	Assist	Goals				Total	
					1	2	3	4							1	2	3	4		
<del>33</del>	<del>K</del>	<del>DUNSTAN</del>							69	N	CLARK									
40	M	HANSFORD			1	1	1	1	4	1	S	GIBBS								
14	K	KRASSAY								4	H	GIRWIN								
7	R	O'DONNELL								17	RE	HALL								
5	H	SCHULZ								3	L	HANSFORD								
8	T	SENIOR								14	F	MOONEY								
10	A	SHARPE			1	1	1	1	8	45	S	M'ALLISTER								
34	V	RICCI								25	L	LANGFORD								
2	E	SMYTH							3	18	S	O'BRYANT								
3	O	VIALS								27	R	TROTT								
23	L	VICKERY																		
12	N	WEEKS																		
22	T	JOHNSTON																		
25	C	SHINAKIS																		
13	K	LEICESTER																		
					<b>Totals</b>				<b>5</b>					<b>Totals</b>				<b>-</b>	<b>1</b>	<b>1</b>

**Umpires Report (Womens Only)**

**Scorers**  
 1st Team Yes  No   
 2nd Team Yes  No

**Time Clock**  
 Yes  No

**Green Card**  
 Yes  No

**Yellow Card**  
 Yes  No

**Red Card**  
 Yes  No

**Correct Starting Time**  
 Yes  No

**Correct Uniforms**  
 1st Team Yes  No   
 2nd Team Yes  No

**Umpires Comments**

---

**Coaches' Voting**  
 Most Valuable Player

1 \_\_\_\_\_  
 2 \_\_\_\_\_  
 3 \_\_\_\_\_

Signature \_\_\_\_\_  
 Club \_\_\_\_\_  
 Signature \_\_\_\_\_  
 Club \_\_\_\_\_



Won by ETP  
 Signified Correct...  
 1st Named Team \_\_\_\_\_  
 2nd Named Team \_\_\_\_\_  
 Club Comments \_\_\_\_\_

Score 21 to 1  
 Umpires...  
 Referee Signature \_\_\_\_\_  
 Umpire Signature \_\_\_\_\_  
 White Copy to REGISTRAR Yellow Copy to UMPIRES Blue Copy to CLUB Pink Copy to PUBLICITY



Report from Southern Districts Club



Date 22/7/2000 Grade B-GRADE

WOMEN

1st Named Team E.T.P.

2nd Named Team SOUTHERN DISTRICTS

Ansett Australia

No.	Initials	Surname (In Alphabetical Order)	Penal	Assist	Goals				Total	No.	Initials	Surname (In Alphabetical Order)	Penal	Assist	Goals				Total							
					1	2	3	4							1	2	3	4								
<del>33</del>	<del>K</del>	<del>Dunstan</del>						0	69	N	CLARK							0								
40	M	Hansford						4	1	S	GIBBS							0								
14	K	Krassay						0	4	H	GIRVAN							0								
7	R	O'Donnell						0	17	Re	HALL							0								
5	H	Schulz						0	3	L	HANSFORD							0								
8	T	Senior						0	14	F	MOONEY							0								
10	A	Sharp						8	45	S	M'ALLISTER							0								
34	V	Ricci						0	25	L	LANGFORD							0								
2	E	Smyth						4	18	S	O'BRYANT							0								
3	O	Vzals						3	27	R	TROTT							1								
23	L	Vickey						2																		
12	N	Weeks						0																		
22	T	Johnston						0																		
25	C	Shinkis						0																		
13	K	Leicester						1																		
<b>Totals</b>									S	45	7	21	<b>Totals</b>									0	1	0	0	1

**Umpires Report**  
(Umpires Only)

Goals  
1st Team: Yes  No   
2nd Team: Yes  No

Time Clock  
Yes  No

Green Card  
Yes  No

Yellow Card  
Yes  No

Red Card  
Yes  No

Correct Starting Time  
Yes  No

Correct Umpires  
1st Team: Yes  No   
2nd Team: Yes  No

Umpire Comments

Coaches' Voting  
(Use Coloured Pencils)

1  
2  
3

Signature  
Club

Signature  
Club



Won by ETP  
 Signified Correct...  
 1st Named Team \_\_\_\_\_  
 2nd Named Team \_\_\_\_\_  
 Club Comments \_\_\_\_\_

Score 21 to 1  
 Umpires...  
 Referee Signature \_\_\_\_\_  
 Umpire Signature \_\_\_\_\_  
 White Copy to REGISTRAR Yellow Copy to UMPIRES Blue Copy to CLUB Pink Copy to PUBLICITY



Report from Glenelg Club



Date 22-7-00 Grade B

1st Named Team Glenelg

2nd Named Team Woodville

**Ansett Australia**

No.	Initials	Surname (In Alphabetical Order)	Penal	Assist	Goals				Total	No.	Initials	Surname (In Alphabetical Order)	Penal	Assist	Goals				Total				
					1	2	3	4							1	2	3	4					
1	K	Baynes							28	A	Capalutti												
3	J	Sloan							11	D	Carozza												
4	S	Hurn						4	10	C	Carroll												
5	C	Demeyrick						3	4	C	Cooke								2				
6	M	Koebets							5	F	Higgins								1				
7	T	Toogood							29	A	McCormack												
8	L	McMillan							26	2	McCormack								2				
9	A	Hille							12	K	McLean												
10	C	Hryciuk							21	M	Morrissey												
11	K	Morten						1	35	S	Menz												
14	K	McNamara						1	23	L	Protouski												
16	H	Kojima							32	J	Prabyiski												
<del>15</del>	<del>K</del>	<del>hore</del>							20	AA	Collins												
19	L	Harris						3															
10	L	Mortimer						1															
					<b>Totals</b>				3	4	4	1	12						<b>Totals</b>				
Time Outs										Time Outs					1	1							

**Umpires Report (Womens Only)**

**Scorers**  
 1st Team Yes  No   
 2nd Team Yes  No

**Time Clock**  
 Yes  No

**Green Card**  
 Yes  No

**Yellow Card**  
 Yes  No

**Red Card**  
 Yes  No

**Correct Starting Time**  
 Yes  No

**Correct Uniforms**  
 1st Team Yes  No   
 2nd Team Yes  No

**Umpires Comments**

**Coachs' Voting**  
 Most Valuable Player  
 1. L. Harris  
 2. C. Cooke  
 3. Hryciuk  
 Signature: \_\_\_\_\_  
 Club: \_\_\_\_\_  
 Signature: \_\_\_\_\_  
 Club: \_\_\_\_\_

Nth Adelaide umpire not make appearance



Won by Glenelg  
 Signified Correct...  
 1st Named Team [Signature]  
 2nd Named Team [Signature]  
 Club Comments \_\_\_\_\_

Score 12 to 5  
 Umpires...  
 Referee Signature \_\_\_\_\_  
 Umpire Signature \_\_\_\_\_  
 White Copy to REGISTRAR Yellow Copy to UMPIRES Blue Copy to CLUB Pink Copy to PUBLICITY



Report from WOODVILLE Club



Date 22/7/00 Grade B GRADE

1st Named Team CLENELL

2nd Named Team WOODVILLE

Ansett Australia

No.	Initials	Surname (In Alphabetical Order)	Penal	Assist	Goals				Total	No.	Initials	Surname (In Alphabetical Order)	Penal	Assist	Goals				Total		
					1	2	3	4							1	2	3	4			
1	K	BAYNES								28	A	CAPALUTTI									
3	J	SLOAN								11	D	CAROLLA									
4	S	HURN			1	1	1		4	10	C	CARROLL									
5	C	DEMETRIK			1	1	1		3	4	C	COOKE									
6	M	KOEVETS								25	L	HOLLINS									1
7	T	TOOLWOOD								29	A	MCCORMACK									
8	L	McMILLAN								36	Z	McCORMACK									
9	A	HILLE								12	K	McLEAN									11
18	C	HRYCIUK								21	M	MURPHY									
13	K	MORTON								35	S	MENZ									
14	K	McNAMARA								23	L	PROBOSKI									
16	H	KAJIMA								32	J	PRZBYISKI									
19	L	HARRIS				1	1		3	20	M	COLLINS									
10	L	MORTIMER			1				1	10	L	PAO									
					<b>Totals</b> 3 4 4 1 12									<b>Totals</b> - 2 2 1 5							

**Umpires Report (Womens Only)**

**Scorers**  
 1st Team Yes  No   
 2nd Team Yes  No

**Time Clock**  
 Yes  No

**Green Card**  
 Yes  No

**Yellow Card**  
 Yes  No

**Red Card**  
 Yes  No

**Correct Starting Time**  
 Yes  No

**Correct Uniforms**  
 1st Team Yes  No   
 2nd Team Yes  No

**Umpires Comments**

**Coachs' Voting**  
 Most Valuable Player  
 1 \_\_\_\_\_  
 2 \_\_\_\_\_  
 3 \_\_\_\_\_

Signature \_\_\_\_\_  
 Club \_\_\_\_\_  
 Signature \_\_\_\_\_  
 Club \_\_\_\_\_



Won by CLENELL  
 Signified Correct...  
 1st Named Team \_\_\_\_\_  
 2nd Named Team \_\_\_\_\_  
 Club Comments \_\_\_\_\_

Score 12 to 5  
 Umpires...  
 Referee Signature \_\_\_\_\_  
 Umpire Signature \_\_\_\_\_  
 White Copy to REGISTRAR Yellow Copy to UMPIRES Blue Copy to CLUB Pink Copy to PUBLICITY





Report from North Adelaide Club



Date 22-07-00

Grade B

1st Named Team North Adelaide

2nd Named Team BYE

Ansett Australia

No.	Initials	Surname (In Alphabetical Order)	Penal	Assist	Goals				Total	No.	Initials	Surname (In Alphabetical Order)	Penal	Assist	Goals				Total
					1	2	3	4							1	2	3	4	
10	D	Gospari																	
3	M	Hall																	
5	A	Kelley																	
7	U	Kilford																	
16	W	Kilford																	
15	K	Klawitter																	
13	K	Melabnic																	
6	H	Mamerow																	
8	S	Pilkington																	
					<b>Totals</b>										<b>Totals</b>				

LACROSSE S.A.  
Match  
Report

**Umpires Report (Womens Only)**

**Scorers**  
 1st Team Yes  No   
 2nd Team Yes  No

**Time Clock**  
 Yes  No

**Green Card**  
 Yes  No

**Yellow Card**  
 Yes  No

**Red Card**  
 Yes  No

**Correct Starting Time**  
 Yes  No

**Correct Uniforms**  
 1st Team Yes  No   
 2nd Team Yes  No

**Umpires Comments**

**Coachs' Voting**  
 Most Valuable Player  
 1 \_\_\_\_\_  
 2 \_\_\_\_\_  
 3 \_\_\_\_\_

Signature \_\_\_\_\_  
 Club \_\_\_\_\_  
 Signature \_\_\_\_\_  
 Club \_\_\_\_\_



Won by \_\_\_\_\_  
 Signified Correct...  
 1st Named Team \_\_\_\_\_  
 2nd Named Team \_\_\_\_\_  
 Club Comments \_\_\_\_\_

Score \_\_\_\_\_ to \_\_\_\_\_  
 Umpires...  
 Referee Signature \_\_\_\_\_  
 Umpire Signature \_\_\_\_\_  
 White Copy to REGISTRAR Yellow Copy to UMPIRES Blue Copy to CLUB Pink Copy to PUBLICITY



Report from ADELAIDE Uni Club



Date 9th JULY 9.6.2000 Grade B.  
**SOUTHERN DISTRICTS Ansett Australia**

1st Named Team ADELAIDE Uni

No.	Initials	Surname (In Alphabetical Order)	Penal	Assist	Goals				Total	No.	Initials	Surname (In Alphabetical Order)	Penal	Assist	Goals				Total					
					1	2	3	4							1	2	3	4						
73	K	ALLEN			11				2	69	N	CLARK			1	1	1	1	6					
		<del>A BRADSHAW</del>																						
10	T	ECKERMANN								4	H	GIRVAN												
21	K	ELLIS								17	R	HALL												
31	M	GARNER				1	1	1	3	3	L	HANSFORD												
25	M	GORROICK								14	F	MOONEY												
		<del>D HANAFORD</del>								15	C	REDFORD					1							
		<del>K HODGE</del>								27	R	TROTT												
36	A	MCPHERSON	Y		1	1	1	1	10	18	S	O'BRYANT												
13	K	NAYDA																						
		<del>K RANKIN</del>																						
77	B	REID			1	1	1	1	7															
9	S	KNIGHTON																						
		<del>(9)</del>																						
					<b>Totals</b>				<b>5</b>	<b>5</b>	<b>5</b>	<b>7</b>	<b>22</b>						<b>2</b>	<b>1</b>	<b>2</b>	<b>3</b>	<b>8</b>	

**Umpires Report (Womens Only)**

**Scorers**  
 1st Team Yes  No   
 2nd Team Yes  No

**Time Clock**  
 Yes  No

**Green Card**  
 Yes  No

**Yellow Card**  
 Yes  No

**Red Card**  
 Yes  No

**Correct Starting Time**  
 Yes  No

**Correct Uniforms**  
 1st Team Yes  No   
 2nd Team Yes  No

**Umpires Comments**

**Coachs' Voting**  
 Most Valuable Player  
 1. M. McPHERSON  
 2. N. CLARK SD  
 3. S. GIBBS SD  
 Signature: *[Signature]*  
 Club: SD  
 Signature: *[Signature]*  
 Club: ADEL UNIV.

No other club umpire  
 No (6)  
 No (11)



Won by ADELAIDE UNIVERSITY  
 Signified Correct...  
 1st Named Team P.M. Nayda  
 2nd Named Team [Signature]  
 Club Comments \_\_\_\_\_

Time Outs 1  
 Score 22 to 8  
 Umpires...  
 Referee Signature F. Turner GIC  
 Umpire Signature A. Storr GIC  
 White Copy to REGISTRAR Yellow Copy to UMPIRES Blue Copy to CLUB Pink Copy to PUBLICITY





1st Named Team ADELAIDE UNI

2nd Named Team SOUTHERN DISTRICTS

Ansett Australia

No.	Initials	Surname (In Alphabetical Order)	Penal	Assist	Goals				Total	No.	Initials	Surname (In Alphabetical Order)	Penal	Assist	Goals				Total								
					1	2	3	4							1	2	3	4									
73	K	ALLEN						2	69	N	CLARK							0									
10	T	ECKERMANN						0	1	S	GIBBS			1	1	1	1	6									
21	K	ELLIS						0	4	H	GIRVAN							0									
91	M	GARNER						0	17	Re	HALL							0									
25	M	GORROICK				1	1	3	3	L	HANSFORD							1									
<del>42</del>	<del>D</del>	<del>HANSFORD</del>							14	F	MOONEY							0									
	<del>K</del>	<del>HOLLE</del>							45	S	MCALLISTER							0									
36	A	MC PHERSON				1	1	10	15	C	REDFORD			1				1									
13	K	NAYDA						0	27	R	TRETT							0									
	<del>K</del>	<del>RANKIN</del>							18	S	O'BRYANT							0									
77	B	REID						0																			
9	C	KNIGHTON						0																			
					<b>Totals</b>				5	5	5	7	22						<b>Totals</b>				2	1	2	3	8

Lacrosse SA  
Match Report

**Umpires Report**  
(Please Print)

Score: \_\_\_\_\_

1st Team: \_\_\_\_\_ 2nd Team: \_\_\_\_\_

Time Clock: \_\_\_\_\_

Green Card: \_\_\_\_\_

Yellow Card: \_\_\_\_\_

Red Card: \_\_\_\_\_

Correct Starting Time: \_\_\_\_\_

Correct Uniforms: \_\_\_\_\_

Umpires Comments: \_\_\_\_\_

Conductor Voting: \_\_\_\_\_

Signature: \_\_\_\_\_

Club: \_\_\_\_\_

Umpire: \_\_\_\_\_



Won by \_\_\_\_\_  
 Signified Correct...  
 1st Named Team P. Mc-Nayda  
 2nd Named Team [Signature]  
 Club Comments \_\_\_\_\_

Score \_\_\_\_\_ to \_\_\_\_\_  
 Umpires...  
 Referee Signature F. Turner GRC.  
 Umpire Signature [Signature]  
White Copy to REGISTRAR Yellow Copy to UMPIRES Blue Copy to CLUB Pink Copy to PUBLICITY



Report from BRIGHTON Club



Date 9/7/00 Grade B

1st Named Team BRIGHTON

2nd Named Team WOODVILLE

Ansett Australia

No.	Initials	Surname (In Alphabetical Order)	Penal	Assist	Goals				Total	No.	Initials	Surname (In Alphabetical Order)	Penal	Assist	Goals				Total		
					1	2	3	4							1	2	3	4			
10	L	DUNNE							28	A	CAPPALUTTI										
4	E	HILL -							11	D	CAROLLA	7									
6	R	HAKENDORF -						1	10	C	CARROLL										
7	J	KLUS							20	M	COLLINS										
1	K	LIERSCH -						1	4	K	COOKE										
5	C	MAGOR -						6	13	J	HEATH										
3	M	MCLEOD -							25	L	HIGGINS										
12	K	MCKINNON							29	A	MCCORMACK										
15	A	NIELSEN							12	K	MCLEAN		1	11	1111	1	7				
2	H	NIELSEN						2	35	S	MENZ										
14	H	NEWBLE -						1	34	R	MICHNIEWICZ						1				
8	D	ROSS -	Y					1	21	M	MORRISSEY						1				
	B	<del>ROBERTS</del>							32	J	PRZYBYISKI										
11	K	TAPP -							33	L	RUSSO						1	1			
0	B	WILLIS																2			
					Totals				23					Totals				34	2	2	11

SCORE 10-0 TO WOODVILLE

**Umpires Report (Womens Only)**

**Scorers**  
 1st Team Yes  No   
 2nd Team Yes  No

**Time Clock**  
 Yes  No

**Green Card**  
 Yes  No

**Yellow Card**  
 Yes  No

**Red Card**  
 Yes  No

**Correct Starting Time**  
 Yes  No

**Correct Uniforms**  
 1st Team Yes  No   
 2nd Team Yes  No

**Umpires Comments**

**Coachs' Voting**  
 Most Valuable Player  
 1. D. Ross  
 2. C. Carroll  
 3. H. Williams

Signature: [Signature]  
 Club: BRIGHTON  
 Signature: [Signature]  
 Club: WOODVILLE

3 Umpires  
 1 left to do the game



Won by BRIGHTON  
 Signified Correct... [Signature]  
 1st Named Team [Signature]  
 2nd Named Team [Signature]  
 Club Comments \_\_\_\_\_

Score 12 to 11  
 Umpires... [Signature]  
 Referee Signature [Signature]  
 Umpire Signature [Signature]  
 White Copy to REGISTRAR Yellow Copy to UMPIRES Blue Copy to CLUB Pink Copy to PUBLICITY



Report from WOODVILLE Club



Date 9/7/2000 Grade B

1st Named Team BRIGHTON

2nd Named Team WOODVILLE

Ansett Australia

No.	Initials	Surname (In Alphabetical Order)	Penal	Assist	Goals				Total	No.	Initials	Surname (In Alphabetical Order)	Penal	Assist	Goals				Total
					1	2	3	4							1	2	3	4	
10	L	DUNNE							28	A	CAPPALUTTI								
4	E	HILL							11	D	CAROZZA								
6	R	HAKENDORF				1		1	10	C	CARROLL								
7	J	KLUS							20	M	COLLINS								
1	K	LIERSCH				1		1	4	K	COOKE								
5	C	MAEOR				1	11	111	6	13	T	HEATH							
3	M	MCLEOD							25	L	HIGGINS								
12	K	MCKINNON							29	A	MCCORMACK								
15	A	NIELSEN							12	K	MCLEAN		1	11	1111				7
2	H	NIELSEN				1		1	2	35	S	MENZ							
14	H	NEWBLE		1111		1		1	34	R	MICHNIEWICZ							1	1
8	D	ROSS	Y				1	1	21	M	MORRISSEY			1	1				1
<del>6</del>	<del>B</del>	<del>ROBERTS</del>							32	J	PRZYBYLSKI		1						
11	K	TAPP							33	L	RUSSO				1	1			2
0	B	WILLIS																	
					<b>Totals</b>										<b>Totals</b>				
Time Outs <u>1</u>					2 3 4 3 12					Time Outs <u>1 1</u>					3 4 2 2 11				

**Umpires Report**  
(Winners Only)

Score:  
1st Team: Yes  No   
2nd Team: Yes  No

Time Clock:  
Yes  No

Green Card:  
Yes  No

Yellow Card:  
Yes  No

Red Card:  
Yes  No

Correct Starting Time:  
Yes  No

Correct Uniforms:  
1st Team: Yes  No   
2nd Team: Yes  No

Umpires Comments:

Coach's Voting:  
Wear Protective Paper

1  
2  
3  
Signature:  
Date:



Won by BRIGHTON  
Signified Correct...  
1st Named Team P. J. Oswald  
2nd Named Team [Signature]  
Club Comments \_\_\_\_\_

Score 12 to 11  
Umpires...  
Referee Signature [Signature]  
Umpire Signature [Signature]  
White Copy to REGISTRAR Yellow Copy to UMPIRES Blue Copy to CLUB Pink Copy to PUBLICITY



Report from STURT. Club



Date 9.7.00. Grade B WOMEN

1st Named Team NTH/ADZRAIBE

2nd Named Team STURT

Ansett Australia

No.	Initials	Surname (In Alphabetical Order)	Penal	Assist	Goals				Total	No.	Initials	Surname (In Alphabetical Order)	Penal	Assist	Goals				Total
					1	2	3	4							1	2	3	4	
10	D	<del>HALL</del> GASPARI							20	J	CONN								
3	M	<del>KELLY</del> HALL							30	S	LORIMER						1	1	
5	A	KELLY							42	L	M'GLOIN								
7	N	KILFOED							8	C	M'GLOIN								
16	W	KILFOED			1	1	1	3	3	L	LEHMANN								
15	K	KLOWITTEY							11	V	LEHMANN			1	1	1	1	5	
13	K	MALAYNIC							31	L	M'CAWLEY								
14	S	MORRIS							2	J	PERRE								
8	S	PILKINGTON								A	<del>POSPAT</del>								
									24	S	SEERY								
									6	K	THURSTON			1				1	
									27	T	AUERY								
Time Outs					Totals 0 1 1 1 3					Time Outs					Totals 3 1 1 2 7				

**Umpires Report (Womens Only)**

**Scorers**  
 1st Team Yes  No   
 2nd Team Yes  No

**Time Clock**  
 Yes  No

**Green Card**  
 Yes  No

**Yellow Card**  
 Yes  No

**Red Card**  
 Yes  No

**Correct Starting Time**  
 Yes  No

**Correct Uniforms**  
 1st Team Yes  No   
 2nd Team Yes  No

**Umpires Comments**

**Coachs' Voting Most Valuable Player**  
 1 \_\_\_\_\_  
 2 \_\_\_\_\_  
 3 \_\_\_\_\_

Signature \_\_\_\_\_  
 Club \_\_\_\_\_  
 Signature \_\_\_\_\_  
 Club \_\_\_\_\_



Won by STURT  
 Signified Correct...  
 1st Named Team Nth/Adzraibe  
 2nd Named Team Sturt  
 Club Comments \_\_\_\_\_

Score 7 to 3  
 Umpires...  
 Referee Signature [Signature]  
 Umpire Signature [Signature]  
 White Copy to REGISTRAR Yellow Copy to UMPIRES Blue Copy to CLUB Pink Copy to PUBLICITY



Report from N. Adelaide Club



Date 9-7-00

Grade B

1st Named Team Nth Adelaide

2nd Named Team Sturt

**Ansett Australia**

No.	Initials	Surname (In Alphabetical Order)	Penal	Assist	Goals				Total	No.	Initials	Surname (In Alphabetical Order)	Penal	Assist	Goals				Total
					1	2	3	4							1	2	3	4	
10	D	Gaspari								20	J	Conn							
53	AM	Hall								30	S	Lorimer							1
5	A	Kelly								42	L	McGloin							
7	N	Kilford								9	C	McGloin							
16	L	Kilford			1	1	1	3		3	L	Lehmann							
15	K	Klawitter								11	V	Lehman				1	1		5
13	K	Molloy								31	L	McCauley							
8	S	Pilkington		4						2	J	Perre							
14	S	Morris									A	Papapostolou							
/									/										
Totals									Totals										
- 1 1 1 3									3 1 1 2 7										

### Umpires Report (Womens Only)

**Scorers**  
 1st Team Yes  No   
 2nd Team Yes  No

**Time Clock**  
 Yes  No

**Green Card**  
 Yes  No

**Yellow Card**  
 Yes  No

**Red Card**  
 Yes  No

**Correct Starting Time**  
 Yes  No

**Correct Uniforms**  
 1st Team Yes  No   
 2nd Team Yes  No

**Umpires Comments**

**Coachs' Voting**  
 Most Valuable Player  
 1. K. Klawitter  
 2. L. Kilford  
 3. V. Lehmann  
 Signature: [Signature]  
 Club: N. Adelaide  
 Signature: [Signature]  
 Club: STURT



Won by STURT  
 Signified Correct...  
 1st Named Team [Signature]  
 2nd Named Team [Signature]  
 Club Comments \_\_\_\_\_

Score 7 to 3  
 Umpires...  
 Referee Signature [Signature]  
 Umpire Signature [Signature]  
 White Copy to REGISTRAR Yellow Copy to UMPIRES Blue Copy to CLUB Pink Copy to PUBLICITY



Report from ETP Club



Date 9-7-00 Grade 5

1st Named Team ETP

2nd Named Team WEST TORRENS

Ansett Australia

No.	Initials	Surname (In Alphabetical Order)	Penal	Assist	Goals				Total	No.	Initials	Surname (In Alphabetical Order)	Penal	Assist	Goals				Total
					1	2	3	4							1	2	3	4	
	K	DUNSTAN							18	K	CLARK								
9	K	KRASSAY							32	V	CLARK								
40	M	HANSFORD							35	D	COOK								
2	E	SMYTH							25	C	CORREN								
15	D	SMITH							40	L	DAVIDSON								
3	O	VIJAS							36	L	HOPPER								
12	N	WEEKS							16	R	KIRKWOODS								
23	L	VICKERY							11	K	LANE								
									14	R	LANE								
									7	R	LANE								
									3	H	SPRINGER								
									6	K	SULLIVAN								
									29	L	SULLIVAN								
									33	S	WHATMAN								
Time Outs			Totals							Time Outs			Totals						
									6										10

\* Full team not present in time

*FORGET TO REPORT BY ETP*

### Umpires Report (Womens Only)

**Scorers**  
 1st Team Yes  No   
 2nd Team Yes  No

**Time Clock**  
 Yes  No

**Green Card**  
 Yes  No

**Yellow Card**  
 Yes  No

**Red Card**  
 Yes  No

**Correct Starting Time**  
 Yes  No

**Correct Uniforms**  
 1st Team Yes  No   
 2nd Team Yes  No

**Umpires Comments**

**Coachs' Voting Most Valuable Player**

1  
2  
3  
Signature \_\_\_\_\_  
Club \_\_\_\_\_  
Signature \_\_\_\_\_  
Club \_\_\_\_\_

00 members ETP (cont time)



Won by WEST TORRENS  
**Signified Correct...**  
 1st Named Team \_\_\_\_\_  
 2nd Named Team \_\_\_\_\_  
 Club Comments \_\_\_\_\_

Score \_\_\_\_\_ to \_\_\_\_\_  
**Umpires...**  
 Referee Signature \_\_\_\_\_  
 Umpire Signature \_\_\_\_\_  
White Copy to REGISTRAR Yellow Copy to UMPIRES Blue Copy to CLUB Pink Copy to PUBLICITY





Report from West Torrens Club



Date 9.7.00

Grade B

Ansett Australia

1st Named Team GTP

2nd Named Team WEST TORRENS

No.	Initials	Surname (In Alphabetical Order)	Penal	Assist	Goals				Total	No.	Initials	Surname (In Alphabetical Order)	Penal	Assist	Goals				Total											
					1	2	3	4							1	2	3	4												
	K	Dunstan								15	K	CLARK																		
	K	Krassay								32	V	CLARK																		
40	M	Hansford																												
2	E	Smuth																												
15	D	Smith								40	L	DAVIDSON																		
3	O	Vials								36	L	HOOPER																		
12	N	Weeks								16	R	KIPLOR																		
23	L	Vickery								11	R	LANE																		
		Player not								14	KT	LANE																		
		* Full team not								7	R	LANE																		
		present in time								6	K	SULLIVAN																		
		FOR Scratch								29	L	SULLIVAN																		
		match								22	J	FRANKLIN																		
		played								8	C	VARGA																		
										3	B	VARGA																		
					<b>Totals</b>									<b>Totals</b>																
Time Outs									Time Outs																					

Umpires Report (Womens Only)	
<b>Scorers</b>	
1st Team	Yes <input type="checkbox"/> No <input type="checkbox"/>
2nd Team	Yes <input type="checkbox"/> No <input type="checkbox"/>
<b>Time Clock</b>	
Yes <input type="checkbox"/> No <input type="checkbox"/>	
<b>Green Card</b>	
Yes <input type="checkbox"/> No <input type="checkbox"/>	
<b>Yellow Card</b>	
Yes <input type="checkbox"/> No <input type="checkbox"/>	
<b>Red Card</b>	
Yes <input type="checkbox"/> No <input type="checkbox"/>	
<b>Correct Starting Time</b>	
Yes <input type="checkbox"/> No <input type="checkbox"/>	
<b>Correct Uniforms</b>	
1st Team	Yes <input type="checkbox"/> No <input type="checkbox"/>
2nd Team	Yes <input type="checkbox"/> No <input type="checkbox"/>
<b>Umpires Comments</b>	
<b>Coachs' Voting</b>	
Most Valuable Player	
1	
2	
3	
Signature	
Club	
Signature	
Club	

FOR Scratch match played

FOR Scratch match played



Won by WEST TORRENS  
 Signified Correct...  
 1st Named Team Shane  
 2nd Named Team Davidson  
 Club Comments \_\_\_\_\_

Score \_\_\_\_\_ to \_\_\_\_\_  
 Umpires...  
 Referee Signature [Signature]  
 Umpire Signature [Signature]  
White Copy to REGISTRAR Yellow Copy to UMPIRES Blue Copy to CLUB Pink Copy to PUBLICITY



Report from North Adelaide Club



Date 24-06-00

Grade B

1st Named Team Woodville

2nd Named Team North Adelaide

Ansett Australia

No.	Initials	Surname (In Alphabetical Order)	Penal	Assist	Goals				Total	No.	Initials	Surname (In Alphabetical Order)	Penal	Assist	Goals				Total	
					1	2	3	4							1	2	3	4		
5	A	Kelly				1				28	A	CAPPALUTTI					1			
7	N	Kilford								11	D	CAROLZA						1		
16	W	Kilford				1				10	C	CARROLL								
13	K	Malaynic								20	M	COLLINS								
6	H	Mamerow								4	K	COOK							1	
8	S	Pitkington								13	T	HEATH							1	1
1	L	Young								25	L	HIGGINS							1	
										29	A	M'CORMACK								1
										36	J	M'CORMACK								
										12	K	M'LEAN	7					1	1	1
										35	S	MONZ	5							
										34	B	MICHNIEWICZ								
										21	M	MORRISSEY								
										31	A	OSWALD						1	1	1
										32	J	PRZYBYLSKI								
										33	L	RUSO	5							
					<b>Totals</b> -2 1									<b>Totals</b> 4 6 6 4						

**Umpires Report (Womens Only)**

**Scorers**  
 1st Team Yes  No   
 2nd Team Yes  No

**Time Clock**  
 Yes  No

**Green Card**  
 Yes  No

**Yellow Card**  
 Yes  No

**Red Card**  
 Yes  No

**Correct Starting Time**  
 Yes  No

**Correct Uniforms**  
 1st Team Yes  No   
 2nd Team Yes  No

**Umpires Comments**

**Coachs' Voting**  
 Most Valuable Player  
 1 K McLean  
 2 A Cappalutti  
 3 16 W Kilford un

Signature \_\_\_\_\_  
 Club \_\_\_\_\_  
 Signature \_\_\_\_\_  
 Club \_\_\_\_\_



Won by Woodville  
 Signified Correct...  
 1st Named Team \_\_\_\_\_  
 2nd Named Team \_\_\_\_\_  
 Club Comments \_\_\_\_\_

Score 20 to 3  
 Umpires...  
 Referee Signature (Adel Va.)  
 Umpire Signature A. Sloman  
 White Copy to REGISTRAR Yellow Copy to UMPIRES Blue Copy to CLUB Pink Copy to PUBLICITY



Report from WOODVILLE Club



Date 24/6/2000 Grade B

1st Named Team WOODVILLE

2nd Named Team NORTH ADELAIDE

Ansett Australia

No.	Initials	Surname (In Alphabetical Order)	Penal	Assist	Goals				Total	No.	Initials	Surname (In Alphabetical Order)	Penal	Assist	Goals				Total	
					1	2	3	4							1	2	3	4		
28	A	CAPPALUTTI			1				1	5	A	KELLY				1				1
11	D	CAROZZA				1			1	7	N	KILFORD								
10	E	CARROLL								10	W	KILFORD				1				1
20	M	COLLINS								13	K	MALAYNIC				3	1			1
4	K	COOKE								6	H	MAMEROW								
13	T	HEATH				1			1	8	S	PILKINGTON								
25	L	HIGGINS			1		1		2	1	L	YOUNG								
29	A	M'CORMACK																		
36	Z	M'CORMACK																		
12	K	M'LEAN							1											
35	S	MENZ																		
34	R	MICHNIEWICZ																		
21	M	MORRISSEY							1											
31	A	OSWALD			1	1			4											
32	J	PRZYBYLSKI																		
33	L	RUSSO																		
					<b>Totals</b> 4 6 6 4 20										<b>Totals</b> - 2 1 - 3					
Time Outs			1						Time Outs		1									

**Umpires Report**  
 Minutes Delay  
 Screens  
 1st Team Yes  No   
 2nd Team Yes  No   
 Time Clock  
 Yes  No   
 Green Card  
 Yes  No   
 Yellow Card  
 Yes  No   
 Red Card  
 Yes  No   
 Correct Starting Time  
 Yes  No   
 Correct Uniforms  
 1st Team Yes  No   
 2nd Team Yes  No   
 Umpires Comments  
 Coaches' Violating  
 Name: \_\_\_\_\_  
 Signature: \_\_\_\_\_  
 Date: \_\_\_\_\_



Won by WOODVILLE  
 Signified Correct...  
 1st Named Team R.G. Oswald  
 2nd Named Team \_\_\_\_\_  
 Club Comments \_\_\_\_\_

Score 20 to 3  
 Umpires...  
 Referee Signature [Signature]  
 Umpire Signature [Signature]  
 White Copy to REGISTRAR Yellow Copy to UMPIRES Blue Copy to CLUB Pink Copy to PUBLICITY



Report from Glenelg Club



Date 24-6-00 Grade B

1st Named Team Glenelg

2nd Named Team ETP

Ansett Australia

No.	Initials	Surname (In Alphabetical Order)	Penal	Assist	Goals				Total	No.	Initials	Surname (In Alphabetical Order)	Penal	Assist	Goals				Total
					1	2	3	4							1	2	3	4	
3	J	Sloan			1				1	L	JORGENSEN				1				1
4	S	Hurn			1				2	E	SMYTH								
6	M	Koovets				1	1		2	D	SMYTH								
8	A	McMillan			1	1	1		5	V	RIED								
9	A	Hille							3	C	DUNSTAN								1
10	L	Mortimer							12	N	WEEKS								
18	C	Hryciuk							3	O	VIALS				1	1	1		3
12	R	Emery					1		7	R	O'DONNELL					1			2
15	S	Kenyon							1	P	SHARPE					1	1		2
16	H	Kayima							1	M	HANSFORD								
7	T	Todgood					1		10	A	SHARPE								
17	S	Sniedze						2	14	K	KRASSAY								
					<b>Totals</b>				33					<b>Totals</b>				23	

**Umpires Report (Womens Only)**

**Scorers**  
 1st Team Yes  No   
 2nd Team Yes  No

**Time Clock**  
 Yes  No

**Green Card**  
 Yes  No

**Yellow Card**  
 Yes  No

**Red Card**  
 Yes  No

**Correct Starting Time**  
 Yes  No

**Correct Uniforms**  
 1st Team Yes  No   
 2nd Team Yes  No

**Umpires Comments**  
 Burnside umpire not turned up

**Coachs' Voting**  
 Most Valuable Player  
 1 M KOOVETS  
 2 O VIALS  
 3 A HILLE

Signature: [Signature]  
 Club: [Club]

Signature: [Signature]  
 Club: [Club]

Report



Won by Glenelg  
 Signified Correct...  
 1st Named Team [Signature]  
 2nd Named Team [Signature]  
 Club Comments \_\_\_\_\_

Score 13 to 9  
 Umpires...  
 Referee Signature [Signature]  
 Umpire Signature [Signature]  
 White Copy to REGISTRAR Yellow Copy to UMPIRES Blue Copy to CLUB Pink Copy to PUBLICITY



Report from ETP Club



Date 24/6/00 Grade B

1st Named Team Glenelg

2nd Named Team ETP

Ansett Australia

No.	Initials	Surname (In Alphabetical Order)	Penal	Assist	Goals				Total	No.	Initials	Surname (In Alphabetical Order)	Penal	Assist	Goals				Total
					1	2	3	4							1	2	3	4	
3	J	Sloan			1				1	1	L	JORGENSEN			1				1
4	S	Hum			1			1	2	2	E	SMYTH							
6	M	Koervoets				1	1		2	15	D	SMITH							
8	L	McMillan				1	1	1	3	16	V	RICCI							
9	A	Hille								33	C	DUNSTAN							1
10	L	Mortimer								12	N	WEEKS	GG						
18	C	Hryciuk								3	O	VIALS			1	1	1		3
12	R	Emery					1	1	2	7	R	O'DONNELL	Y			1			2
15	S	Kenyan								11	P	SHARPE				1	1		2
16	H	Kojima								40	M	HANSFORD							
7	T	Toogood			1	1			2	<del>10</del>	<del>A</del>	<del>SHARPE</del>							
17	S	Sniedze								14	K	KRASSAY							
					<b>Totals</b>				<b>3 3 3 4 13</b>						<b>Totals</b>				<b>2 3 2 2 9</b>

Umpires Report	
Scoring	1st Team Yes <input type="checkbox"/> No <input type="checkbox"/>
2nd Team	Yes <input type="checkbox"/> No <input type="checkbox"/>
Time Clock	Yes <input type="checkbox"/> No <input type="checkbox"/>
Green Card	Yes <input type="checkbox"/> No <input type="checkbox"/>
Yellow Card	Yes <input type="checkbox"/> No <input type="checkbox"/>
Red Card	Yes <input type="checkbox"/> No <input type="checkbox"/>
Correct Starting Time	Yes <input type="checkbox"/> No <input type="checkbox"/>
Correct Uniforms	1st Team Yes <input type="checkbox"/> No <input type="checkbox"/>
	2nd Team Yes <input type="checkbox"/> No <input type="checkbox"/>
Umpires Comments	
Coaches' Voting	
Most Valuable Player	
1	
2	
3	
Signature	
Signature	
Signature	

Report



Won by Glenelg  
 Signified Correct...  
 1st Named Team [Signature]  
 2nd Named Team [Signature]  
 Club Comments \_\_\_\_\_

Score 13 to 9  
 Umpires...  
 Referee Signature [Signature]  
 Umpire Signature [Signature]  
 White Copy to REGISTRAR Yellow Copy to UMPIRES Blue Copy to CLUB Pink Copy to PUBLICITY



Report from West Torrens Club



Date 24.6.00

Grade B-Womens.

1st Named Team Brighton

2nd Named Team West Torrens

Ansett Australia

No.	Initials	Surname (In Alphabetical Order)	Penal	Assist	Goals				Total	No.	Initials	Surname (In Alphabetical Order)	Penal	Assist	Goals				Total																						
					1	2	3	4							1	2	3	4																							
4	B	Willis							18	K	Clark																														
3	M	McLeod							32	V	Clark																														
6	R	Hakenberg						5	39	D	Cook																														
14	H	Newble						6	40	L	Davidson																														
12	K	McKinnon							<del>36</del>	<del>J</del>	<del>Hampier</del>																														
10	L	Dunne							16	R	Kiplocks																														
7	J	Klus							11	K	Lane																														
9	S	Hallion							14	KT	Lane																														
11	K	Tapp						4	9	R	Lane																														
2	M	Williams						3	17	J	Shepherd																														
									<del>37</del>	<del>A</del>	<del>Spencer</del>																														
									<del>25</del>	<del>M</del>	<del>Clark</del>																														
Totals									4				7				Totals									-1				2				4				7			

**Umpires Report (Womens Only)**

**Scorers**  
 1st Team Yes  No   
 2nd Team Yes  No

**Time Clock**  
 Yes  No

**Green Card**  
 Yes  No

**Yellow Card**  
 Yes  No

**Red Card**  
 Yes  No

**Correct Starting Time**  
 Yes  No

**Correct Uniforms**  
 1st Team Yes  No   
 2nd Team Yes  No

**Umpires Comments**

**Coachs' Voting**  
 Most Valuable Player  
 1. Hakenberg  
 2. R. Kiplocks  
 3. L. Dunne  
 Signature: R. Kiplocks  
 Club: Brighton  
 Signature: R. Kiplocks  
 Club: Brighton



Won by BRIGHTON  
 Signified Correct... W. Kiplocks  
 1st Named Team Brighton  
 2nd Named Team West Torrens  
 Club Comments \_\_\_\_\_

Score 18 to 7  
 Umpires... M. Clark  
 Referee Signature M. Clark  
 Umpire Signature \_\_\_\_\_  
 White Copy to REGISTRAR Yellow Copy to UMPIRES Blue Copy to CLUB Pink Copy to PUBLISHER



Report from BRIGHTON Club



Date 24-6-00 Gra

1st Named Team BRIGHTON

2nd Named Team WEST TORRENCE

Anst.

No.	Initials	Surname (In Alphabetical Order)	Penal	Assist	Goals				Total	No.	Initials	Surname (In Alphabetical Order)	Penal	Assist	Goals				Total																
					1	2	3	4							1	2	3	4																	
4	B	WILLIS							18	K	CLARK																								
3	M	MCLEOD		1					32	V	CLARK																								
6	R	HAKENDORF			1	1	1	5	32	D	COOK																								
14	H	NEWBLE			1	1	1	6	40	L	DAVIDSON																								
12	K	MCKINNON							36	L	HEAPER				1	1	1	5																	
10	L	DUNNE							16	R	KILOCKS																								
7	J	KLUS							11	K	LANE																								
9	S	HALLION							14	KJ	LANE																								
11	K	TAPP			1	1	1	4	9	R	LANE								11																
2	M	WILLIAMS			1	1	1	3	17	J	SHEPHERD																								
									23	M	CLARK																								
Time Outs									Totals 4 7 5 2 18									Time Outs 1 1									Totals 0 1 2 4 7								

**Umpires**  
(Womens Only)

**Scorers**  
1st Team Yes  No   
2nd Team Yes  No

**Time Clock**  
Yes  No

**Green Card**  
Yes  No

**Yellow Card**  
Yes  No


**Red Card**  
Yes  No

**Correct Starting Time**  
Yes  No

**Correct Uniforms**  
1st Team Yes  No   
2nd Team Yes  No

**Umpires Comments**

**Coachs' Voting**  
Most Valuable Player  
1. K HAKENDORF  
2. R KILOCKS  
3. H NEWBLE  
Signature: [Signature]  
Club: Brighton  
Signature: [Signature]  
Club: [Signature]



Won by BRIGHTON  
Signified Correct. [Signature]  
1st Named Team [Signature]  
2nd Named Team [Signature]  
Club Comments \_\_\_\_\_

Score 18 to 7  
Umpires... [Signature]  
Referee Signature [Signature]  
Umpire Signature \_\_\_\_\_  
White Copy to REGISTRAR Yellow Copy to UMPIRES Blue Copy to CLUB Pink Copy to PUBLICITY



No Glenelg Umpire

Report from STURT Club



Date 24-6-00

Grade B WOMEN

Ansett Australia

1st Named Team STURT

2nd Named Team STH DISTRICTS

No.	Initials	Surname (In Alphabetical Order)	Penal	Assist	Goals				Total	No.	Initials	Surname (In Alphabetical Order)	Penal	Assist	Goals				Total					
					1	2	3	4							1	2	3	4						
20	J	CONN							1	S	GIBBS								8					
42	L	M'GLOIN							4	H	GIRVIN													
8	C	M'GLOIN							17	R	HALL													
3	L	LEHMAN							3	L	HANSFORD													
31	L	M'CAULEY							14	F	MOONEY													
2	J	PERRE							45	S	M'CALLISTER													
12	A	POROPAT.							18	S	O'BRYANT													
24	S	SEERY							27	R	TROTT.								2					
125	K	SWINTON						7																
6	K	THURSTON						1																
27	T	AJERY																						
30	S	LORIMER						3																
					Totals				4	3	3	4	14						Totals	3	2	5	0	10

**Umpires Report (Womens Only)**

**Scores**  
 1st Team Yes  No   
 2nd Team Yes  No

**Time Clock**  
 Yes  No

**Green Card**  
 Yes  No

**Yellow Card**  
 Yes  No

**Red Card**  
 Yes  No

**Correct Starting Time**  
 Yes  No

**Correct Uniforms**  
 1st Team Yes  No   
 2nd Team Yes  No

**Umpires Comments**

**Coachs' Voting**  
 Most Valuable Player  
 1 \_\_\_\_\_  
 2 \_\_\_\_\_  
 3 \_\_\_\_\_  
 Signature \_\_\_\_\_  
 Club \_\_\_\_\_  
 Signature \_\_\_\_\_  
 Club \_\_\_\_\_

Won by STURT  
 Signified Correct...  
 1st Named Team STURT  
 2nd Named Team STH DISTRICTS  
 Club Comments \_\_\_\_\_

Score 14 to 10  
 Umpires...  
 Referee Signature \_\_\_\_\_  
 Umpire Signature \_\_\_\_\_  
 White Copy to REGISTRAR Yellow Copy to UMPIRES Blue Copy to CLUB Pink Copy to PUBLICITY





Report from SOUTHERN DISTRICTS Club



Date 24/6/2000 Grade WOMEN BGRADE

1st Named Team STURT

2nd Named Team SOUTHERN DISTRICTS Ansett Australia

No.	Initials	Surname (In Alphabetical Order)	Penal	Assist	Goals				Total	No.	Initials	Surname (In Alphabetical Order)	Penal	Assist	Goals				Total			
					1	2	3	4							1	2	3	4				
20	J	Conn						0	1	S	GIBBS				1	1	1	1	0	4	8	
42	L	McGlin						0	4	H	GIRVAN										0	
8	C	McGlin						0	17	Re	HALL										0	
3	L	Lehmann						0	3	L	HANSFORD										0	
31	L	McCauley						0	14	F	MOONEY										0	
2	J	Perre						1	45	S	M'CALLISTER										0	
12	A	Poropat						1	18	S	O'BRYANT					1	1				2	
24	S	Seery						1	27	R	TROTT											
25	K	Swinton						7														
6	K	Thurston						0														
27	T	Avery						1														
30	S	Lorimer						3														
					<b>Totals</b>				<b>4</b>					<b>Totals</b>				<b>3</b>	<b>2</b>	<b>5</b>	<b>0</b>	<b>10</b>

### Umpires Report (Womens Only)

**Scorers**  
 1st Team Yes  No   
 2nd Team Yes  No

**Time Clock**  
 Yes  No

**Green Card**  
 Yes  No

**Yellow Card**  
 Yes  No

**Red Card**  
 Yes  No

**Correct Starting Time**  
 Yes  No  **LATE**

**Correct Uniforms**  
 1st Team Yes  No   
 2nd Team Yes  No

**Umpires Comments**

---

**Coachs' Voting Most Valuable Player**  
 1. J. Gibb  
 2. K. Swinton  
 3. H. Poropat

Signature: J. Gibb  
 Club: STURT  
 Signature: H. Poropat  
 Club: STURT

ME 84



Won by Sturt  
 Signified Correct...  
 1st Named Team Mallant  
 2nd Named Team [Signature]  
 Club Comments \_\_\_\_\_

Score 14 to 10  
 Umpires...  
 Referee Signature [Signature]  
 Umpire Signature [Signature]  
 White Copy to REGISTRAR Yellow Copy to UMPIRES Blue Copy to CLUB Pink Copy to PUBLICITY



Report from Adeleide Uni Club



Date 24<sup>th</sup> June 2000 Grade B

1st Named Team Adeleide University

2nd Named Team Bye

**Ansett Australia**

No.	Initials	Surname (In Alphabetical Order)	Penal	Assist	Goals				Total	No.	Initials	Surname (In Alphabetical Order)	Penal	Assist	Goals				Total	
					1	2	3	4							1	2	3	4		
73	K	ALLEN																		
72	B	BRADSHAW																		
10	T	ECKERMAN																		
A2	D	HANNAFORD																		
36	A	MCPHEESON																		
13	K	NAYDA																		
6	C	WHITE																		
27	N	OWENS																		
					<b>Totals</b>										<b>Totals</b>					
Time Outs									Time Outs											

LACROSSE S.A.  
Match  
Report

**Umpires Report (Womens Only)**

**Scorers**  
 1st Team Yes  No   
 2nd Team Yes  No

**Time Clock**  
 Yes  No

**Green Card**  
 Yes  No

**Yellow Card**  
 Yes  No

**Red Card**  
 Yes  No

**Correct Starting Time**  
 Yes  No

**Correct Uniforms**  
 1st Team Yes  No   
 2nd Team Yes  No

**Umpires Comments**

---

**Coachs' Voting**  
 Most Valuable Player

1 \_\_\_\_\_  
 2 \_\_\_\_\_  
 3 \_\_\_\_\_

Signature: \_\_\_\_\_  
 Club: \_\_\_\_\_

Signature: \_\_\_\_\_  
 Club: \_\_\_\_\_



Won by Adeleide Uni  
**Signified Correct...**  
 1st Named Team \_\_\_\_\_  
 2nd Named Team \_\_\_\_\_  
 Club Comments \_\_\_\_\_

Score Bye to \_\_\_\_\_  
**Umpires...**  
 Referee Signature \_\_\_\_\_  
 Umpire Signature \_\_\_\_\_  
White Copy to REGISTRAR Yellow Copy to UMPIRES Blue Copy to CLUB Pink Copy to PUBLICITY



Report from WOODVILLE Club



Date 17/6/2010 Grade B GRADE

1st Named Team WOODVILLE

2nd Named Team WEST TORRENT

Ansett Australia

No.	Initials	Surname (In Alphabetical Order)	Penal	Assist	Goals				Total	No.	Initials	Surname (In Alphabetical Order)	Penal	Assist	Goals				Total
					1	2	3	4							1	2	3	4	
<del>8</del>	A	<del>CAPPALUCCI</del>							16	M	CLARK								
11	D	CAROLLA				1		1	32	V	CLARK								
10	C	CARRILL							28	C	CURRAN								
<del>20</del>		<del>COLLINS</del>							38	D	COOK								
4	K	COOK	Y						40	L	DAVIDSON								
13	T	HEATH				1		1	28	K	LANE						1		
25	L	HIGGINS	6						14	KT	LANE								
29	A	MCCORMACK			1			1	17	J	SHEPHERD					1	1	1	
36	Z	MCCORMACK			1			1	6	K	SULLIVAN					1			
12	K	MCLEAN			11	11	1	1	3	B	VARCA								
35	S	MENE				1		1	33	S	WAATMAN								
34	R	MICHNIEWICZ					1	1											
21	M	MORRISSEY				1		1											
31	A	OSWALD					1	1											
<del>23</del>	L	<del>PRZYBYLSKI</del>																	
32	J	PRZYBISKI																	
33	L	RUSO	6		1	1	1	3											
					<b>Totals</b> 4 5 4 4 17										<b>Totals</b> - 2 2 - 4				
Time Outs			1						Time Outs			1							

**Umpire Report**  
(Necessary Data)

Scorers  
1st Team: Yes  No   
2nd Team: Yes  No

Time Clock  
Yes  No

Green Card  
Yes  No

Yellow Card  
Yes  No

Red Card  
Yes  No

Correct Starting Time  
Yes  No

Correct Uniforms  
1st Team: Yes  No   
2nd Team: Yes  No

Umpire Comments

Couche's Voting  
Most Valuable Player

1. \_\_\_\_\_  
2. \_\_\_\_\_  
3. \_\_\_\_\_

Signature: \_\_\_\_\_  
Club: \_\_\_\_\_

Won by WOODVILLE  
 Signified Correct...  
 1st Named Team L. Craddock  
 2nd Named Team R. Lybeck  
 Club Comments \_\_\_\_\_

Score 17 to 4  
 Umpires...  
 Referee Signature L. Craddock  
 Umpire Signature L. McLean (STUR)  
 White Copy to REGISTRAR Yellow Copy to UMPIRES Blue Copy to CLUB Pink Copy to PUBLICITY



Report from West Torrens Club



Date 17.6.00

Grade B - Womens

**Ansett Australia**

1st Named Team WOODVILLE

2nd Named Team WEST TORRENS

No.	Initials	Surname (In Alphabetical Order)	Penal	Assist	Goals				Total	No.	Initials	Surname (In Alphabetical Order)	Penal	Assist	Goals				Total
					1	2	3	4							1	2	3	4	
<del>18</del>	A	Cappalutti								16	M	Clark							0
11	D	Carozza				1		1		32	V	Clark							0
10	C	Carrall						0		28	C	Carran							0
<del>20</del>	M	Collins								38	D	Cook							0
4	K	Cooke	Y					0		40	L	Davidson							0
13	T	Heath				1		1		28	K	Lane							0
25	L	Higgins	G					0		14	KT	Lane							0
29	A	McCormack				1		1		17	J	Shepherd				1	1		2
36	2	McCormack				1		1		6	K	Sullivan				1			1
12	K	McLean			1	1	1	3		3	B	Warga					1		1
35	S	Menz				1		1		33	S	Whitman							0
34	R	Michniewicz						1											
21	M	Morrissey				1		1											
31	A	Oswald						1											
32	J	Przybiski						0											
33	L	Russo	G		1	1	1	3											
					<b>Totals</b> 4 5 4 4 17									<b>Totals</b> 0 2 2 0 4					

**Umpires Report (Womens Only)**

**Scorers**  
 1st Team Yes  No   
 2nd Team Yes  No

**Time Clock**  
 Yes  No

**Green Card**  
 Yes  No

**Yellow Card**  
 Yes  No

**Red Card**  
 Yes  No

**Correct Starting Time**  
 Yes  No

**Correct Uniforms**  
 1st Team Yes  No   
 2nd Team Yes  No

**Umpires Comments**

**Coachs' Voting**  
 Most Valuable Player:  
 1. K. Cooke  
 2. J. Shepherd  
 3. L. Russo

Signature \_\_\_\_\_  
 Club: \_\_\_\_\_  
 Signature \_\_\_\_\_  
 Club: \_\_\_\_\_



Won by Woodville  
 Signified Correct  
 1st Named Team Donald  
 2nd Named Team J. Shepherd  
 Club Comments \_\_\_\_\_

Score 17 to 4  
 Umpires...  
 Referee Signature McKenna (WT) K. McGlain (STRT)  
 Umpire Signature L. Crawford  
 White Copy to REGISTRAR Yellow Copy to UMPIRES Blue Copy to CLUB Pink Copy to PUBLICITY



Report from Adelaide University Club



Date 17th June 2000 Grade B grade

1st Named Team 11th Adelaide

2nd Named Team Adelaide University

**Ansett Australia**

No.	Initials	Surname (In Alphabetical Order)	Penal	Assist	Goals				Total	No.	Initials	Surname (In Alphabetical Order)	Penal	Assist	Goals				Total
					1	2	3	4							1	2	3	4	
3	M	HALL							73	K	ALLEN							1	
5	A	Kelly							72	A	BRADSHAW								
7	N	Kilford							10	T	Eckermann								
16	E	Kilford						2	21	K	ELVIS								
15	K	Klauster							91	M	Gerner								
13	K	Mohr							25	M	Gorriock							6	
6	H	Mameraw						4	42	D	Hannadock								
4	D	Caspari							14	K	Hoile							3	
14	L	Luxford							22	T	Kulzsa								
8	S	Pilkington							3	L	Linne								
									36	A	McPherson							3	
									13	K	NAYDA								
									27	N	OWENS							7	
									77	B	REID							3	
									6	C	WHITE							1	
									15	L	Ranich								
					<b>Totals</b>				36						<b>Totals</b>				86

**Umpires Report (Womens Only)**

**Scorers**  
 1st Team Yes  No   
 2nd Team Yes  No

**Time Clock**  
 Yes  No

**Green Card**  
 Yes  No

**Yellow Card**  
 Yes  No

**Red Card**  
 Yes  No

**Correct Starting Time**  
 Yes  No

**Correct Uniforms**  
 1st Team Yes  No   
 2nd Team Yes  No

**Umpires Comments**

**Coachs' Voting Most Valuable Player**

1 \_\_\_\_\_  
 2 \_\_\_\_\_  
 3 \_\_\_\_\_

Signature \_\_\_\_\_  
 Club: \_\_\_\_\_  
 Signature \_\_\_\_\_  
 Club: \_\_\_\_\_

*(Other) notes*



Won by \_\_\_\_\_  
 Signified Correct...  
 1st Named Team \_\_\_\_\_  
 2nd Named Team \_\_\_\_\_  
 Club Comments \_\_\_\_\_

Score \_\_\_\_\_ to \_\_\_\_\_  
 Umpires...  
 Referee Signature AGN/HANSON RSP.  
 Umpire Signature \_\_\_\_\_  
 White Copy to REGISTRAR Yellow Copy to UMPIRES Blue Copy to CLUB Pink Copy to PUBLICITY



Report from North Adelaide Club



Date 17-06-00 Grade B

1st Named Team North Adelaide

2nd Named Team Adelaide Uni

**Ansett Australia**

No.	Initials	Surname (In Alphabetical Order)	Penal	Assist	Goals				Total	No.	Initials	Surname (In Alphabetical Order)	Penal	Assist	Goals				Total
					1	2	3	4							1	2	3	4	
3	M	Hall							73	K	Allen							1	
5	A	Kelly							72	A	Brodshaw								
7	N	Kilford							10	T	Edenmann								
16	J	Kerr						2	2	K	Ellis								
15	K	Klaviter							20	M	Gosser								
13	K	Maloney							25	M	Garrick							36	
6	H	Mamerow						4	42	D	Honnaford								
4	D	Gaspari							4	K	Hoile							3	
14	L	Luxford							22		Kerrison							1	
8	S	Pilkington							3	L	Liinve								
									36	A	Pherson							3	
									13	K	Nayda								
									27	N	Owens							7	
									77	B	Reid							3	
									6	C	White							1	
									15	K	Rankin								
<b>Totals</b>									<b>Totals</b>										
1 1 13 6									8 6 3 18										

**Umpires Report (Womens Only)**

**Scorers**  
 1st Team Yes  No   
 2nd Team Yes  No

**Time Clock**  
 Yes  No

**Green Card**  
 Yes  No

**Yellow Card**  
 Yes  No

**Red Card**  
 Yes  No

**Correct Starting Time**  
 Yes  No

**Correct Uniforms**  
 1st Team Yes  No   
 2nd Team Yes  No

**Umpires Comments**

**Coachs' Voting**  
 Most Valuable Player  
 1. A. M. Pherson  
 2. K. Klaviter  
 3. N. Owens  
 Signature: [Signature]  
 Club: Adelaide Uni  
 Signature: [Signature]  
 Club: Adelaide Uni

Glengeto  
for umpire  
not for  
1st team  
(address)



Won by \_\_\_\_\_ Score \_\_\_\_\_ to \_\_\_\_\_  
 Signified Correct...  
 1st Named Team \_\_\_\_\_  
 2nd Named Team \_\_\_\_\_  
 Club Comments \_\_\_\_\_

Umpires...  
 Referee Signature [Signature]  
 Umpire Signature [Signature]  
 White Copy to REGISTRAR Yellow Copy to UMPIRES Blue Copy to CLUB Pink Copy to PUBLICITY



Report from Glendg Club



Date 17-6-2000 Grade B

1st Named Team Glendg

2nd Named Team Sth Districts

Ansett Australia

No.	Initials	Surname (In Alphabetical Order)	Penal	Assist	Goals				Total	No.	Initials	Surname (In Alphabetical Order)	Penal	Assist	Goals				Total										
					1	2	3	4							1	2	3	4											
1	K	Baynes			1	1	1	1	4	69	N	Clark																	
2	G	Hynd								1	S	Gibbo				1							3						
3	<del>B</del>	<del>Stoan</del>								<del>1</del>	<del>H</del>	<del>Coman</del>																	
4	S	Hunn			1	1	1	1	6	17	R	Hall																	
5	<del>C</del>	<del>Hobbs</del>								<del>3</del>	<del>L</del>	<del>Hansford</del>																	
6	M	Kaebeto						1	1	14	F	Mooney																	
7	T	Toogood								45	S	McAlister																	
8	L	McMillan			1	1	1	1	6	21	R	Trott																	
9	A	Hille																											
10	<del>L</del>	<del>Mortimer</del>																											
11	C	Hryciuk			1	1	1	1	2																				
12	R	Emery			1	1	1	1	10																				
13	K	Morton																											
14	<del>K</del>	<del>McNamara</del>																											
15	S	Kenyon			1	1	1	1	2																				
16	H	Kojima																											
18	K	Lord																											
					<b>Totals</b>					8	6	8	9	31						<b>Totals</b>					2	0	1	0	3

**Umpires Report (Women's Only)**

Scorers  
1st Team Yes  No   
2nd Team Yes  No

Time Clock  
Yes  No

Green Card  
Yes  No

Yellow Card  
Yes  No

Red Card  
Yes  No

Correct Starting Time  
Yes  No

Correct Uniforms  
1st Team Yes  No   
2nd Team Yes  No

Umpires Comments

Coachs' Voting  
Most Valuable Player  
1. \_\_\_\_\_  
2. \_\_\_\_\_  
3. \_\_\_\_\_

Signature: \_\_\_\_\_  
Club: \_\_\_\_\_  
Signature: \_\_\_\_\_  
Club: \_\_\_\_\_



Won by Glendg  
Signified Correct...  
1st Named Team AJ Kenyon  
2nd Named Team [Signature]  
Club Comments \_\_\_\_\_

Score 31 to 3  
Umpires...  
Referee Signature [Signature]  
Umpire Signature \_\_\_\_\_  
White Copy to REGISTRAR Yellow Copy to UMPIRES Blue Copy to CLUB Pink Copy to PUBLICITY



Report from Southern Districts Club



Date 17-JUNE-2000 Grade WOMEN B-GRADE

1st Named Team GLENELG

2nd Named Team SOUTHERN DISTRICTS

Ansett Australia

No.	Initials	Surname (In Alphabetical Order)	Penal	Assist	Goals				Total	No.	Initials	Surname (In Alphabetical Order)	Penal	Assist	Goals				Total										
					1	2	3	4							1	2	3	4											
1	K	RAYNES			'	'	'	'	4	69	N	CLARK							0										
2	G	HYND								1	S	GIBBS			"	"			3										
3	J	SHAW								4	H	GIRVAN							0										
4	S	HURN			"	"			6	17	Re	HALL							0										
5	C	HOBBS								3	L	HANSFORD							0										
6	M	KOEKETS					'		1	14	F	MOONEY							0										
7	T	TOOCCO							0	45	S	MCALLISTER							0										
8	B	McMILLAN			"	"	"	"	6	27	R	TROTT							0										
9	A	HILIE							0	<div style="font-size: 4em; opacity: 0.5;">Match Report</div>																			
10	L	MORTIMER							0																				
11	C	HRYCIUK							0																				
12	R	EMERY		(94)	'	'			2																				
13	K	MORTON			"	"	"	"	10																				
14	K	McNAMARA																											
15	S	KENYON					'		3																				
16	H	KALIMA							0																				
17	S	SNIEDDE							0																				
18	K	WORD							0																				
					<b>Totals</b>	26	8	9	31						<b>Totals</b>	20	1	0	3										

Umpires Report (Umpires Only)	
Score	
Time Clock	
Green Card	
Yellow Card	
Red Card	
Correct Starting Time	
Correct Uniforms	
Umpires Comments	
Couche's Voting	



Won by Glenelg  
 Signified Correct...  
 1st Named Team \_\_\_\_\_  
 2nd Named Team \_\_\_\_\_  
 Club Comments \_\_\_\_\_

Score 31 to 3  
 Umpires...  
 Referee Signature \_\_\_\_\_  
 Umpire Signature \_\_\_\_\_  
 White Copy to REGISTRAR Yellow Copy to UMPIRES Blue Copy to CLUB Pink Copy to PUBLICITY





Report from BRIGHTON Club



Date 17/6/00 Grade B

1st Named Team BRIGHTON 2nd Named Team ETP

Ansett Australia

No.	Initials	Surname (In Alphabetical Order)	Penal	Assist	Goals				Total	No.	Initials	Surname (In Alphabetical Order)	Penal	Assist	Goals				Total			
					1	2	3	4							1	2	3	4				
-	F	<del>Garfield</del>							1	L	JORGENSEN							1				
-		<del>DEAR</del>							40	M	HANSFORD							2				
6	R	Hakendorf	Ⓢ					1	34	K	KRASSAY											
9	S	Hollion							7	R	O'DONNELL											
7	J	KING							10	A	SHARPE							2				
1	K	Liersch	Ⓢ						11	P	SHARPE							1				
	K	MacKinnon							5	H	SHULZ							2				
3	M	McLeod							15	D	SMITH											
14	H	Newble	Ⓢ					1	3	D	VALLS							4				
-		<del>Nelson</del>							16	V	RICCI											
11	K	Tapp	Ⓢ	Ⓢ				1	12	N	WEEKS											
4	B	Willis	Ⓢ	Ⓢ					33	K	DUNSTAN											
									8	T	SENIOR											
					<b>Totals</b>				2	1	3											
					<b>Totals</b>				1	3	3	5										
Time Outs		1	1					Time Outs		4					Time Outs		1	3	3	5	12	

**Umpires Report (Womens Only)**

**Scorers**  
 1st Team Yes  No   
 2nd Team Yes  No

**Time Clock**  
 Yes  No

**Green Card**  
 Yes  No

**Yellow Card**  
 Yes  No

**Red Card**  
 Yes  No

**Correct Starting Time**  
 Yes  No

**Correct Uniforms**  
 1st Team Yes  No   
 2nd Team Yes  No

**Umpires Comments**

**Coachs' Voting**  
 Most Valuable Player  
 1.  VALLS  
 2.  R. Hakendorf  
 3.  M. Hansford  
 Signature: [Signature]  
 Club: Brighton  
 Signature: [Signature]  
 Club: ETP

Umpires: 101E  
Burnside + JS  
 Number: 40 ETP  
OUT OF UNIFORM  
 Add: UN  
ON TIME



Won by ETP  
 Signified Correct...  
 1st Named Team [Signature]  
 2nd Named Team [Signature]  
 Club Comments \_\_\_\_\_

Score 12 to 3  
 Umpires...  
 Referee Signature [Signature]  
 Umpire Signature [Signature]  
 White Copy to REGISTRAR Yellow Copy to UMPIRES Blue Copy to CLUB Pink Copy to PUBLICITY



Report from EAST TORRENS Club

1st Named Team BRIGHTON



Date 17<sup>th</sup> SUN 04 Grade B WOMENS

2nd Named Team EAST TORRENS

Ansett Australia

No.	Initials	Surname (In Alphabetical Order)	Penal	Assist	Goals				Total	No.	Initials	Surname (In Alphabetical Order)	Penal	Assist	Goals				Total																		
					1	2	3	4							1	2	3	4																			
6	R	HAKENDORF				1				1	L	JORJENSEN					1																				
9	S	HALLION								40	M	HANSFORD					1																				
7	S	KLUS								34	K	KRASSAY																									
1	K	LIERSEH								7	R	O'DONNELL																									
	K	MACKENNON								10	A	SHARPE					1																				
3	M	MCLEOD								11	P	SHARPE																									
14	H	NEWBLE								5	H	SHULZ																									
11	K	TAPP								15	D	SMITH					1																				
4	B	WILLIS								3	O	VALUS																									
										16	V	RICCI																									
										12	N	WEERKS																									
										33	K	DUNSTAN																									
											E	SMYTH																									
										8	T	SENIOR																									
										25	K	SHINAKIA																									
Time Outs									11	Totals - 21 - 3									Time Outs									1	Totals 133512								

**Umpires Report**  
(Womens Only)

**Scorers**  
1st Team Yes  No   
2nd Team Yes  No

**Time Clock**  
Yes  No

**Green Card**  
Yes  No

**Yellow Card**  
Yes  No

**Red Card**  
Yes  No

**Correct Starting Time**  
Yes  No

**Correct Uniforms**  
1st Team Yes  No   
2nd Team Yes  No

**Umpires Comments**

**Coachs' Voting**  
Most Valuable Player:  
1. C. VALUS  
2. R. HAKENDORF  
3. M. HANSFORD  
Signature: *[Signature]*  
Club: BRIGHTON  
Signature: *[Signature]*  
Club: EATP

Uniform 40 ETP



Won by EAST TORRENS  
Signified Correct...  
1st Named Team [Signature]  
2nd Named Team [Signature]  
Club Comments \_\_\_\_\_

Score 12 to 3  
Umpires...  
Referee Signature [Signature]  
Umpire Signature [Signature]  
White Copy to REGISTRAR Yellow Copy to UMPIRES Blue Copy to CLUB Pink Copy to PUBLICITY



Report from STURT Club



Date 17-6-00 Grade B<sup>sr</sup> WOMEN

1st Named Team STURT 2nd Named Team Bye **Ansett Australia**

No.	Initials	Surname (In Alphabetical Order)	Penal	Assist	Goals				Total	No.	Initials	Surname (In Alphabetical Order)	Penal	Assist	Goals				Total
					1	2	3	4							1	2	3	4	
		J. CONN																	
		S. KORNER																	
		L. MCGROIN																	
		C. MCGROIN																	
		V. LEHMANN																	
		L. M. CAURAY																	
		A. POROPAT																	
		S. SEERY																	
		K. SWINTON																	
		K. THURSTON																	
Time Outs						Totals				Time Outs						Totals			

**Umpires Report (Womens Only)**

**Scorers**  
 1st Team Yes  No   
 2nd Team Yes  No

**Time Clock**  
 Yes  No

**Green Card**  
 Yes  No

**Yellow Card**  
 Yes  No

**Red Card**  
 Yes  No

**Correct Starting Time**  
 Yes  No

**Correct Uniforms**  
 1st Team Yes  No   
 2nd Team Yes  No

**Umpires Comments**

---

**Coachs' Voting**  
 Most Valuable Player

1 \_\_\_\_\_  
 2 \_\_\_\_\_  
 3 \_\_\_\_\_

Signature \_\_\_\_\_  
 Club \_\_\_\_\_  
 Signature \_\_\_\_\_  
 Club \_\_\_\_\_



Won by \_\_\_\_\_  
**Signified Correct...**  
 1st Named Team \_\_\_\_\_  
 2nd Named Team \_\_\_\_\_  
 Club Comments \_\_\_\_\_

Score \_\_\_\_\_ to \_\_\_\_\_  
**Umpires...**  
 Referee Signature \_\_\_\_\_  
 Umpire Signature \_\_\_\_\_  
White Copy to REGISTRAR, Yellow Copy to UMPIRES, Blue Copy to CLUB, Pink Copy to PUBLICITY



Report from STURT. Club



Date 10-6-00 Grade B<sup>w</sup> WOMEN

1st Named Team ADRAISE / UNI

2nd Named Team STURT.

**Ansett Australia**

No.	Initials	Surname (In Alphabetical Order)	Penal	Assist	Goals				Total	No.	Initials	Surname (In Alphabetical Order)	Penal	Assist	Goals				Total														
					1	2	3	4							1	2	3	4															
73	K	ALLEN							20	J	CONN																						
72	A	BRADSHAW							4	L	M <sup>c</sup> GRAIN																						
10	T	ECKERMANN							8	C	M <sup>c</sup> CAOIN																						
24	K	ELECTS							3	L	KEMMANN							1															
41	M	GARNER							2	J	PERRE																						
25	M	GORRIOCK						3	30	S	LORIMER	Y																					
42	D	HANNAFORD						4	24	S	SEERY																						
14	K	HOILE						2	25	K	SWINTON				1		1	2															
61	T	KULZESA							27	S	ROWE																						
6	L	LINDE							MATCH REPORT																								
13	K	NAYDA																															
27	N	OWENS						10																									
77	B	REID						4																									
3	C	WHITE																															
36	K	RANKIN						1																									
			Time Outs						<b>Totals</b>			9	5	5	5	24				Time Outs						<b>Totals</b>			1	1	1	0	3

**Umpires Report (Women Only)**

**Scorers**  
 1st Team Yes  No   
 2nd Team Yes  No

**Time Clock**  
 Yes  No

**Green Card**  
 Yes  No

**Yellow Card**  
 Yes  No

**Red Card**  
 Yes  No

**Correct Starting Time**  
 Yes  No

**Correct Uniforms**  
 1st Team Yes  No   
 2nd Team Yes  No

**Umpires Comments**

---

**Coachs' Voting**  
 Most Valuable Player  
 1. MANN FORD  
 2. K. HOILE  
 3. M. GORRIOCK  
 Signature: [Signature]  
 Club: STURT  
 Signature: [Signature]  
 Club: ADRAISE / UNI



Won by ADEL - UNI  
 Signified Correct...  
 1st Named Team [Signature]  
 2nd Named Team [Signature]  
 Club Comments \_\_\_\_\_

Score 24 to 3  
**Umpires...**  
 Referee Signature [Signature]  
 Umpire Signature [Signature]  
 White Copy to REGISTRAR Yellow Copy to UMPIRES Blue Copy to CLUB Pink Copy to PUBLICITY



Report from Adelaide Uni Club

Date 10/10/10 Grade B

1st Named Team Adelaide University

2nd Named Team Sturt

Ansett Australia



No.	Initials	Surname (In Alphabetical Order)	Penal	Assist	Goals				Total	No.	Initials	Surname (In Alphabetical Order)	Penal	Assist	Goals				Total								
					1	2	3	4							1	2	3	4									
<del>73</del>	<del>K</del>	<del>Allen</del>								20	J	Conn															
72	A	Bradshaw								42	L	McGLOIN															
<del>10</del>	<del>T</del>	<del>Ebermann</del>								8	L	McGLOIN															
<del>21</del>	<del>K</del>	<del>Ellis</del>								3	L	BERNARDIN							1								
<del>41</del>	<del>M</del>	<del>Garner</del>								2	J	PERKE															
25	M	Garrick						2	30	S	LOKIMER	Y															
42	D	Hannaferd						5	24	S	SEERY																
14	K	Hoile						2	25	K	SWINTON					1			2								
<del>61</del>	<del>T</del>	<del>Kutusa</del>							27	S	ROWE																
<del>6</del>	<del>L</del>	<del>Linnue</del>																									
13	K	Nayda																									
27	N	Owens						10																			
77	B	Reid						4																			
<del>3</del>	<del>e</del>	<del>White</del>																									
36	K	Rankin						1																			
Time Outs						<b>Totals</b>			9	5	5	5	24	Time Outs						<b>Totals</b>			1	1	1	0	3

**Umpires Report (Womens Only)**

**Scorers**  
 1st Team Yes  No   
 2nd Team Yes  No

**Time Clock**  
 Yes  No

**Green Card**  
 Yes  No

**Yellow Card**  
 Yes  No

**Red Card**  
 Yes  No

**Correct Starting Time**  
 Yes  No

**Correct Uniforms**  
 1st Team Yes  No   
 2nd Team Yes  No

**Umpires Comments**

**Coachs' Voting**  
 Most Valuable Player  
 1  
 2  
 3  
 Signature  
 Club  
 Signature  
 Club



Won by ADELAIDE UNI  
 Signified Correct...  
 1st Named Team [Signature]  
 2nd Named Team [Signature]  
 Club Comments \_\_\_\_\_

Score 24 to 3  
 Umpires...  
 Referee Signature [Signature]  
 Umpire Signature [Signature]  
 White Copy to REGISTRAR Yellow Copy to UMPIRES Blue Copy to CLUB Pink Copy to PUBLICITY



Report from Brighton Club



Date 10-6-00 Grade 8

Ansett Australia

1st Named Team GLENELG

2nd Named Team BRIGHTON

No.	Initials	Surname (In Alphabetical Order)	Penal	Assist	Goals				Total	No.	Initials	Surname (In Alphabetical Order)	Penal	Assist	Goals				Total
					1	2	3	4							1	2	3	4	
<del>1</del>	<del>K</del>	<del>BOYD</del>							13	T	CAUFIELD								
3	J	SLOAN						1	15	L	DUNNE								
4	S	HURN						2	6	R	HAKENDORF								
6	M	KOEVOETS						1	9	A	HALLION		///		1			2	
<del>7</del>	<del>T</del>	<del>TODD</del>							-	S	HALLION								
8	L	MCMILLAN						2	2	E	HILL							1	
20	A	HILLE							7	J	KLUS								
10	L	MORTIMER							1	K	LIERSCH							2	
18	C	HAYCUIK								K	MERRINO								
12	R	EMERY							3	M	MCLEOD								
13	K	MORTON						3	5	C	MAGOR		#	1	///	///	///	7	
14	K	MENAMARA							14	H	NEWBLE							2	
15	S	KENYON							8	H	NIELSON							1	
16	H	KOJIMA							12	B	ROBERTS							1	
										K	TAPP								
					Totals 4 1 2 2 9										Totals 3 3 5 5 16				

Umpires Report	
1st Team	Yes <input type="checkbox"/> No <input type="checkbox"/>
2nd Team	Yes <input type="checkbox"/> No <input type="checkbox"/>
Time Clock	Yes <input type="checkbox"/> No <input type="checkbox"/>
Green Card	Yes <input type="checkbox"/> No <input type="checkbox"/>
Yellow Card	Yes <input type="checkbox"/> No <input type="checkbox"/>
Red Card	Yes <input type="checkbox"/> No <input type="checkbox"/>
Correct Starting Time	Yes <input type="checkbox"/> No <input type="checkbox"/>
Correct Uniforms	Yes <input type="checkbox"/> No <input type="checkbox"/>
Umpires Comments	
Coach's Voting	
Most Valuable Player	
Signature	
Signature	
Signature	
Signature	

Won by BRIGHTON  
 Signified Correct...  
 1st Named Team A Kenyon  
 2nd Named Team [Signature]  
 Club Comments \_\_\_\_\_

Score 16 to 9  
 Umpires...  
 Referee Signature \_\_\_\_\_  
 Umpire Signature \_\_\_\_\_  
White Copy to REGISTRAR Yellow Copy to UMPIRES Blue Copy to CLUB Pink Copy to PUBLICITY



Report from Glendg Club  
1st Named Team Glendg



Date June 10<sup>th</sup> Grade B  
2nd Named Team Brighton **Ansett Australia**

No.	Initials	Surname (In Alphabetical Order)	Penal	Assist	Goals				Total	No.	Initials	Surname (In Alphabetical Order)	Penal	Assist	Goals				Total
					1	2	3	4							1	2	3	4	
1	K	Baynes								B	T	Caulfield							
3	J	Sloan						1		15	L	Dunne							
4	S	Hurn						2		6	R	Haxendorf							
6	W	Keevoets						1		9	A	Hallion						2	
7	T	Triggood								2	E	Hill						1	
8	L	McMillan						2		7	J	Klus							
20	A	Hille								1	K	Hiersch						2	
10	L	Mortimer									K	Mackinnon							
18	C	Hryciuk								3	M	Malend							
12	R	Emery								5	C	Maqar						7	
13	K	Morton						3		16	H	Newble						2	
14	K	McNamara								8	A	Nielson						1	
15	S	Kenyon								12	B	Roberts						1	
16	H	Kojima									K	Tapp							
											S	Hallich							
Time Outs									1	Time Outs									
<b>Totals</b> 4									1	<b>Totals</b> 3									3
																			5
																			5
																			16

### Umpires Report (Womens Only)

**Scorers**  
1st Team Yes  No   
2nd Team Yes  No

**Time Clock**  
Yes  No

**Green Card**  
Yes  No

**Yellow Card**  
Yes  No

**Red Card**  
Yes  No

**Correct Starting Time**  
Yes  No

**Correct Uniforms**  
1st Team Yes  No   
2nd Team Yes  No

**Umpires Comments**


**Coachs' Voting Most Valuable Player**

1 \_\_\_\_\_  
2 \_\_\_\_\_  
3 \_\_\_\_\_

Signature \_\_\_\_\_  
Club \_\_\_\_\_

Signature \_\_\_\_\_  
Club \_\_\_\_\_

Umpire not in uniform (3 Distric) ✓  
No Nth Adelaide Umpire



Won by Brighton  
**Signified Correct...**  
1st Named Team Kenyon  
2nd Named Team \_\_\_\_\_  
Club Comments \_\_\_\_\_

Score 16 to 9  
**Umpires...**  
Referee Signature \_\_\_\_\_  
Umpire Signature \_\_\_\_\_  
Write Copy to REGISTRAR Yellow Copy to UMPIRES Blue Copy to CLUB Pink Copy to PUBLICITY



Report from EAST TORRENS Club



Date 10<sup>TH</sup> June 200 Grade B GRADE

1st Named Team EAST TORRENS PAYNEHAM

2nd Named Team WOODVILLE

Ansett Australia

No.	Initials	Surname (In Alphabetical Order)	Penal	Assist	Goals				Total	No.	Initials	Surname (In Alphabetical Order)	Penal	Assist	Goals				Total															
					1	2	3	4							1	2	3	4																
<del>9</del>	<del>K</del>	<del>CAMBERMAN</del>							<del>22</del>	<del>A</del>	<del>CAPPALOTTI</del>																							
1	L	JORGENSEN						1	1	11	D	CAROZZA																						
14	K	KRASSAY								10	C	CARROLL																						
<del>7</del>	<del>R</del>	<del>O'DONOGHUE</del>								<del>20</del>	<del>M</del>	<del>COLLINS</del>																						
16	V	RICCI								4	K	COOKE																						
5	H	SCHULZ								<del>13</del>	<del>T</del>	<del>HEATH</del>																						
8	T	SENIOR								25	L	MIGGINS																						
11	P	SHARPE								29	A	MC LORMACK																						
10	A	SHARPE						3		36	Z	MC LORMACK																						
2	F	SMYTH								12	K	MC LEAN																						
3	O	VEALS						2		30	R	MICHNIEWICZ																						
23	L	VICKERY								21	M	MORRISSEY																						
12	N	WEEKS.								31	A	OSWALD																						
	<del>K</del>	<del>DUNSTAN</del>								23	L	PIOTROWSKI																						
25	K	SHIM AKIS								32	J	PRZYBISKI																						
40	M	HANSFORD						1		33	L	RUSSO																						
<b>Totals</b>																																		
Time Outs <u>1</u>									<b>Totals</b>																									
									Time Outs <u>1</u>									<b>Totals</b>																

**Umpires Report (Womens Only)**

**Scorers**  
 1st Team Yes  No   
 2nd Team Yes  No

**Time Clock**  
 Yes  No

**Green Card**  
 Yes  No

**Yellow Card**  
 Yes  No

**Red Card**  
 Yes  No

**Correct Starting Time**  
 Yes  No

**Correct Uniforms**  
 1st Team Yes  No   
 2nd Team Yes  No

**Umpires Comments**

**Coachs' Voting**  
 Most Valuable Player  
 1. 40 M HANSFORD  
 2. 21 M MORRISSEY  
 3. 10 A SHARPE  
 Signature: [Signature]  
 Club: ETP  
 Signature: [Signature]  
 Club: WDV

Brighton Umpire  
 correct uniforms  
 & Glendy absent  
 Sheel  
 No. 40 not in  
 uniform



Won by ETP  
 Signified Correct...  
 1st Named Team [Signature]  
 2nd Named Team [Signature]  
 Club Comments \_\_\_\_\_

Score 7 to 5  
 Umpires...  
 Referee Signature [Signature]  
 Umpire Signature [Signature]  
 White Copy to REGISTRAR Yellow Copy to UMPIRES Blue Copy to CLUB Pink Copy to PUBLICITY





Report from WOODVILLE Club



Date 10/6/2000 Grade B

1st Named Team E.T.P.

2nd Named Team WOODVILLE

Ansett Australia

No.	Initials	Surname (In Alphabetical Order)	Penal	Assist	Goals				Total	No.	Initials	Surname (In Alphabetical Order)	Penal	Assist	Goals				Total							
					1	2	3	4							1	2	3	4								
<del>4</del>	<del>A</del>	<del>CAMERON</del>							<del>28</del>	<del>A</del>	<del>CAPPALOTTI</del>															
1	L	JURGENSEN							11	D	CAROZZA															
14	K	KRASSIM							10	L	CARROLL															
<del>7</del>	<del>R</del>	<del>DUMPELL</del>							<del>20</del>	<del>M</del>	<del>COLLINS</del>															
16	V	RICCI							4	K	COOKE															
5	M	SCHULTZ							13	T	HEATH															
8	T	SENIOR							25	L	HIGGINS															
11	P	SHARPE							29	A	M'LODMACK															
10	A	SHARPE				1		11	5	36	Z	M'LODMACK														
2	E	SMYTHE							12	K	M'LEAN		1		1	1	1		4							
3	O	VIALS				11		1	3	34	R	MICHNIEWICZ							1							
23	L	VICKERY							21	M	MORRISSEY		1													
12	N	WEEDS							31	A	OSWALD															
<del>1</del>	<del>K</del>	<del>DUNSTAN</del>							23	L	PIOTROWSKI															
25	K	SHINAKIS							32	J	PRZYBYLSKI															
40	M	HANSFORD					1	1	33	L	RUSSO			1												
Time Outs			1						Totals			1 2 3 1 7			Time Outs			1			Totals			1 3 1 - 5		

**Umpires Report (Womens Only)**

**Scorers**  
 1st Team: Yes  No   
 2nd Team: Yes  No

**Time Clock**  
 Yes  No

**Green Card**  
 Yes  No

**Yellow Card**  
 Yes  No

**Red Card**  
 Yes  No

**Correct Starting Time**  
 Yes  No

**Correct Uniforms**  
 1st Team: Yes  No   
 2nd Team: Yes  No

**Umpires Comments**

**Coachs' Voting**  
 Most Valuable Player  
 1 \_\_\_\_\_  
 2 \_\_\_\_\_  
 3 \_\_\_\_\_  
 Signature \_\_\_\_\_  
 Club \_\_\_\_\_  
 Signature \_\_\_\_\_  
 Club \_\_\_\_\_

*Brighton umpire not experienced  
 Clearly umpire did not know  
 the 1st E.T.P. not in uniform*



Won by ETP  
 Signified Correct...  
 1st Named Team [Signature]  
 2nd Named Team P. Oswald  
 Club Comments \_\_\_\_\_

Score 7 to 5  
 Umpires...  
 Referee Signature [Signature]  
 Umpire Signature [Signature]  
 White Copy to REGISTRAR Yellow Copy to UMPIRES Blue Copy to CLUB Pink Copy to PUBLICITY



Report from West Torrens Club



Date 10/6/00

Grade B - Womens

**Ansett Australia**

1st Named Team West Torrens

2nd Named Team North Adelaide

No.	Initials	Surname (In Alphabetical Order)	Penal	Assist	Goals				Total	No.	Initials	Surname (In Alphabetical Order)	Penal	Assist	Goals				Total
					1	2	3	4							1	2	3	4	
18	K	Clark			1				1	3	M	Hall							0
32	M	Clark							0	<del>2</del>	<del>R</del>	<del>IKin</del>							0
33	D	Cook							0	5	A	Kelly							0
40	L	Davidson							0	7	N	Kilford							0
12	S	Flumiani			1	1	1	1	6	16	W	Kilford							0
22	J	Franklin			1				1	15	K	Klawitter							0
11	K	Lane							0	13	K	Malanyait							0
17	J	Shepherd			1	1	1		3	6	H	Momerrau	(Y)			1	1		4
37	A	Spragier							0	8	S	Pinkinton							0
6	K	Sullivan							0	<del>4</del>	<del>K</del>	<del>Sullivan</del>							0
29	L	Sullivan							0	1	J	Roberts							0
									0	14	S	Morris							0
(11)										(10)									
Totals										Totals									
3										3									
4										1									
2										1									
3										3									
12										8									

**Umpires Report (Womens Only)**

**Scorers**  
 1st Team Yes  No   
 2nd Team Yes  No

**Time Clock**  
 Yes  No

**Green Card**  
 Yes  No

**Yellow Card**  
 Yes  No

**Red Card**  
 Yes  No

**Correct Starting Time**  
 Yes  No

**Correct Uniforms**  
 1st Team Yes  No   
 2nd Team Yes  No

**Umpires Comments**

**Coaches' Voting**  
 Most Valuable Player  
 1. S. Flumiani  
 2. W. Kilford  
 3. J. Shepherd  
 Signature: [Signature]  
 Club: [Club]  
 Signature: [Signature]  
 Club: [Club]

1-4-7  
2-2-3



Won by West Torrens  
 Signified Correct J. Shepherd  
 1st Named Team West Torrens  
 2nd Named Team North Adelaide  
 Club Comments \_\_\_\_\_

Score 12 to 8  
 Umpires...  
 Referee Signature \_\_\_\_\_  
 Umpire Signature [Signature]  
 Write Copy to REGISTRAR Yellow Copy to UMPIRES Blue Copy to CLUB Pink Copy to PUBLICITY



Report from North Adelaide Club



Date 10-06-00 Grade B

1st Named Team West Torrens

2nd Named Team North Adelaide

Ansett Australia

No.	Initials	Surname (In Alphabetical Order)	Penal	Assist	Goals				Total	No.	Initials	Surname (In Alphabetical Order)	Penal	Assist	Goals				Total																		
					1	2	3	4							1	2	3	4																			
18	K	Clark						1		3	M	Hall																									
32	V	CLARK								2	K	Ekin																									
38	D	Cook								5	D	Kelly																									
40	L	Davidson								7	N	Kilford																									
12	S	Flumiani								16	W	Kilford																									
22	J	FRANKLIN								15	K	Klawitter																									
11	K	Lane								13	K	Malaynic																									
17	J	Shepherd								6	H	Mameraw		4																							
37	A	Spracier								8	S	Pilkington																									
6	K	Sullivan								11	K	Seaton																									
29	L	Sullivan								1	J	Roberts																									
										14	S	MORRIS																									
<b>Totals</b>									3	4	2	3	12	<b>Totals</b>									3	1	3	8											

**Umpires Report (Womens Only)**

**Scorers**  
 1st Team: Yes  No   
 2nd Team: Yes  No

**Time Clock**  
 Yes  No

**Green Card**  
 Yes  No

**Yellow Card**  
 Yes  No

**Red Card**  
 Yes  No

**Correct Starting Time**  
 Yes  No

**Correct Uniforms**  
 1st Team: Yes  No   
 2nd Team: Yes  No

**Umpires Comments**

**Coachs' Voting Most Valuable Player**  
 1: \_\_\_\_\_  
 2: \_\_\_\_\_  
 3: \_\_\_\_\_  
 Signature: \_\_\_\_\_  
 Club: \_\_\_\_\_  
 Signature: \_\_\_\_\_  
 Club: \_\_\_\_\_

Won by West Torrens  
 Signified Correct...  
 1st Named Team R. Shepherd  
 2nd Named Team N. Morland  
 Club Comments \_\_\_\_\_

Umpires...  
 Referee Signature [Signature]  
 Umpire Signature [Signature]  
 White Copy to REGISTRAR Yellow Copy to UMPIRES Blue Copy to CLUB Pink Copy to PUBLICITY



Report from Southern Districts Club



Date 10-6-2000 Grade B-grade women  
 2nd Named Team Bye **Ansett Australia**

1st Named Team Southern Districts

No.	Initials	Surname (In Alphabetical Order)	Penal	Assist	Goals				Total	No.	Initials	Surname (In Alphabetical Order)	Penal	Assist	Goals				Total		
					1	2	3	4							1	2	3	4			
69	N	CLARK																			
1	S	FRIBBS																			
4	H	GILMAN																			
71	R	HALL																			
3	L	LAWSON																			
14	F	MOONEY																			
45	S	MCALLISTER																			
27	R	TROTT																			
20	M	TROTT																			
15	C	REDFORD																			
					<b>Totals</b>									<b>Totals</b>							
Time Outs										Time Outs											

**Umpires Report (Women's Only)**

**Scorers**  
 1st Team Yes  No   
 2nd Team Yes  No

**Time Clock**  
 Yes  No

**Green Card**  
 Yes  No

**Yellow Card**  
 Yes  No

**Red Card**  
 Yes  No

**Correct Starting Time**  
 Yes  No

**Correct Uniforms**  
 1st Team Yes  No   
 2nd Team Yes  No

**Umpires Comments**

**Coachs' Voting**  
 Most Valuable Player  
 1  
 2  
 3

Signature \_\_\_\_\_  
 Club \_\_\_\_\_

Signature \_\_\_\_\_  
 Club \_\_\_\_\_

Won by Southern Districts Score \_\_\_\_\_ to \_\_\_\_\_  
 Signified Correct... Umpires...  
 1st Named Team \_\_\_\_\_ Referee Signature \_\_\_\_\_  
 2nd Named Team \_\_\_\_\_ Umpire Signature \_\_\_\_\_  
 Club Comments \_\_\_\_\_

White Copy to REGISTRAR Yellow Copy to UMPIRES Blue Copy to CLUB Pink Copy to PUBLICITY



Report from West Torrens. Club



Date 3-6-2000 Grade B - Womens

1st Named Team West Torrens.

2nd Named Team Adelaide University

**Ansett Australia**

No.	Initials	Surname (In Alphabetical Order)	Penal	Assist	Goals				Total	No.	Initials	Surname (In Alphabetical Order)	Penal	Assist	Goals				Total																
					1	2	3	4							1	2	3	4																	
18	K	Clarke							18	BK	ALLEN																								
32	V	Clarke							12	A	BRADSHAW																								
38	D	Cooke							10	T	ECKERMAN																								
<del>28</del>	<del>E</del>	<del>Cookman</del>							5	K	ELLIS																								
40	L	Davidson							25	M	CORRIE																								
36	L	Hopper							42	D	HANNAFORD																								
11	K	Lane							14	K	HOLLE																								
14	KJ	Lane							22	T	KULZEDA																								
7	R	Lane							3	L	LANGE																								
17	J	Shepherd							36	A	MCPHERSON																								
37	A	Spranger							13	K	NAYDA																								
6	K	Sullivan							27	N	OWENS																								
29	L	Sullivan							39	G	PEACHY																								
33	S	<del>Whitman</del>							17	B	REID																								
22	J	Franklin																																	
12	S	Fumiani																																	
<p>Time Outs</p>									<p>Totals 1 - 23</p>									<p>Time Outs</p>									<p>Totals 6 5 3 5 19</p>								

**Umpires Report (Womens Only)**

**Scorers**  
 1st Team Yes  No   
 2nd Team Yes  No

**Time Clock**  
 Yes  No

**Green Card**  
 Yes  No

**Yellow Card**  
 Yes  No

**Red Card**  
 Yes  No

**Correct Starting Time**  
 Yes  No

**Correct Uniforms**  
 1st Team Yes  No   
 2nd Team Yes  No

**Umpires Comments**

**Coachs' Voting**  
 Most Valuable Player  
 1. D. Davidson  
 2. J. Shepherd  
 3. T. Eckerman

Signature \_\_\_\_\_  
 Club \_\_\_\_\_  
 Signature \_\_\_\_\_  
 Club \_\_\_\_\_

Won by ADL UNIVERSITY  
 Signified Correct...  
 1st Named Team Adelaide University  
 2nd Named Team West Torrens  
 Club Comments \_\_\_\_\_

Score 19 to 3  
 Umpires...  
 Referee Signature \_\_\_\_\_  
 Umpire Signature \_\_\_\_\_  
 Write Copy to REGISTRAR Yellow Copy to UMPIRES Blue Copy to CLUB Pink Copy to PUBLICITY



Report from Adelaide uni Club



Date 3/5/00

Grade B grade

1st Named Team West TORRIAS

2nd Named Team Adelaide uni

Ansett Australia

No.	Initials	Surname (In Alphabetical Order)	Penal	Assist	Goals				Total	No.	Initials	Surname (In Alphabetical Order)	Penal	Assist	Goals				Total			
					1	2	3	4							1	2	3	4				
18	K	CLARKE							73	K	MILAN											
32	V	CLARKE							72	A	BRADSHAW											
38	D	COOKE							15	T	ECKERMAN											
40	L	DAVIDSON							21	K	ELLS											
<del>36</del>	<del>L</del>	<del>LANE</del>							25	M	CORRICK											
4	K	LANE							82	D	HANNAFORD											
14	KJ	LANE							14	K	HAILE											
17	S	SHEPHERD						1	22	T	KULZESA											
37	A	SPRACER							3	K	LANE											
6	K	SULLIVAN							30	A	MCPHERSON											
29	L	SULLIVAN							13	K	NANDA											
<del>33</del>	<del>S</del>	<del>LANE</del>							27	N	OWENS											
22	T	FRANKLIN							39	G	PEACKY											
12	S	FLUMIAN						2	77	B	REID											
<b>Totals</b>									<b>Totals</b>													
1 0 0 2 3									6 5 3 5 4													

Umpires Report	
1st Team	Yes <input type="checkbox"/> No <input type="checkbox"/>
2nd Team	Yes <input type="checkbox"/> No <input type="checkbox"/>
Time Clock	Yes <input type="checkbox"/> No <input type="checkbox"/>
Green Card	Yes <input type="checkbox"/> No <input type="checkbox"/>
Yellow Card	Yes <input type="checkbox"/> No <input type="checkbox"/>
Red Card	Yes <input type="checkbox"/> No <input type="checkbox"/>
Correct Starting Time	Yes <input type="checkbox"/> No <input type="checkbox"/>
Correct Uniforms	Yes <input type="checkbox"/> No <input type="checkbox"/>
Umpires Comments	
Captain Voting	Yes <input type="checkbox"/> No <input type="checkbox"/>
Signature	
Date	



Won by ADOLE HANE Score 19 to 3  
 Signified Correct...  
 1st Named Team Adelaide Uni  
 2nd Named Team West Torrias  
 Club Comments \_\_\_\_\_

Umpires...  
 Referee Signature Allen Hansford  
 Umpire Signature \_\_\_\_\_  
 White Copy to REGISTRAR Yellow Copy to UMPIRES Blue Copy to CLUB Pink Copy to PUBLICITY



Report from Glenside Club



Date 3-6-00 Grade B

1st Named Team Glenside

2nd Named Team Woodville

Ansett Australia

No.	Initials	Surname (In Alphabetical Order)	Penal	Assist	Goals				Total	No.	Initials	Surname (In Alphabetical Order)	Penal	Assist	Goals				Total	
					1	2	3	4							1	2	3	4		
1	K	Baynes							29	A	Cappalutti									
2	G	Hynd							11	D	Carozza									
3	J	Sloan							10	C	Carroll									
4	S	Hurn						3	20	M	Edwards									
5	C	Hobbs						2	4	V	Edwards									
6	M	Koervoets						1	21	K	Edwards									
7	T	Teagood							23	L	Edwards									
8	L	McMillan						3	13		McMillan									
20	A	Hille							24		<del>McMillan</del>									
10	L	Martimen							36		<del>McMillan</del>									
11	C	Hryciuk							35		<del>McMillan</del>									
12	R	Emery							34	R	Alch									
13	K	Marton							24	M	Morrissey									
14	K	McNamara						1	31	A	Oswald									
15	S	Kenyon							12	J	Przybylski									
16	H	Kojima							23	L	Russo									
17	S	<del>Sniezka</del>																		
18	K	<del>Lond</del>																		
Time Outs			Totals 2 1 4 3 10						Time Outs			Totals 2 0 1 2 5								

**Umpires Report (Womens Only)**

**Scorers**  
 1st Team Yes  No   
 2nd Team Yes  No

**Time Clock**  
 Yes  No

**Green Card**  
 Yes  No

**Yellow Card**  
 Yes  No

**Red Card**  
 Yes  No

**Correct Starting Time**  
 Yes  No

**Correct Uniforms**  
 1st Team Yes  No   
 2nd Team Yes  No

**Umpires Comments**

**Coachs' Voting**  
 Most Valuable Player  
 1. C. HOBBS  
 2. S. HURN  
 3. L. RUSSO

Signature: [Signature]  
 Club: [Club]  
 Signature: [Signature]  
 Club: [Club]



Won by Glenside  
 Signified Correct...  
 1st Named Team Glenside  
 2nd Named Team Woodville  
 Club Comments \_\_\_\_\_

Score 10 to 5  
 Umpires...  
 Referee Signature [Signature]  
 Umpire Signature [Signature]  
 White Copy to REGISTRAR Yellow Copy to UMPIRES Blue Copy to CLUB Pink Copy to PUBLICITY



Report from WOODVILLE Club



Date 3/6/2000 Grade B

1st Named Team GLEN EAG

2nd Named Team WOODVILLE

Ansett Australia

No.	Initials	Surname (In Alphabetical Order)	Penal	Assist	Goals				Total	No.	Initials	Surname (In Alphabetical Order)	Penal	Assist	Goals				Total
					1	2	3	4							1	2	3	4	
1		K. BAYNES							28	A	CAPPALUTTY								
<del>2</del>		<del>C. HYND</del>							11	D	CARZZA								
3		J. SWAN							10	C	CARROLL								
4		S. SWAN			1			3	20	M	COLLINS								
5		C. HESS			1			2	4	K	COOKE								
6		M. KOOVETS				1		1	27	R	EDWARDS								
7		T. TROOD							25	L	HIGGINS							1	1
8		L. McMILLAN					1	11	3	13	R	HUTCH McLEAN							1
9		A. HILLE							29	A	<del>McCORMACK</del>								
10		L. MORTIMER							36	Z	McCORMACK								
11		C. HRYCIK							35	S	MENZ								
12		R. ENTON							34	R	MICHNIEWICZ								1
13		K. MORTON							21	M	MORRISSEY								1
14		K. McNAMARA					1	1	31	A	OSWALD								
15		S. KENYON							23	L	POTROWSKI								
16		H. KAJIMA							32	J	PRZYBYLSKI								
17		<del>M. SLOAN</del>							33	L	RUSO						11		2
18		<del>K. LORDS</del>																	
19		<del></del>																	
					<b>Totals</b> 2 1 4 3 10									<b>Totals</b> 2 1 2 5					
Time Outs			F	F						Time Outs			1	1					

**Umpires Report (Womens Only)**

**Scorers**  
 1st Team Yes  No   
 2nd Team Yes  No

**Time Clock**  
 Yes  No

**Green Card**  
 Yes  No

**Yellow Card**  
 Yes  No

**Red Card**  
 Yes  No

**Correct Starting Time**  
 Yes  No

**Correct Uniforms**  
 1st Team Yes  No   
 2nd Team Yes  No

**Umpires Comments**

**Coachs' Voting**  
 Most Valuable Player

1 \_\_\_\_\_  
 2 \_\_\_\_\_  
 3 \_\_\_\_\_  
 Signature \_\_\_\_\_  
 Club \_\_\_\_\_  
 Signature \_\_\_\_\_  
 Club \_\_\_\_\_

Won by Glen EAG  
 Signified Correct...  
 1st Named Team Glen EAG  
 2nd Named Team Woodville  
 Club Comments \_\_\_\_\_

Score 10 to 5  
 Umpires...  
 Referee Signature \_\_\_\_\_  
 Umpire Signature [Signature]  
 Write Copy to REGISTRAR Yellow Copy to UMPIRES Blue Copy to CLUB Pink Copy to PUBLICITY





Report from STURT Club



Date 3-6-00 Grade 3<sup>11</sup> WOMEN

1st Named Team BRIGHTON

2nd Named Team STURT

Ansett Australia

No.	Initials	Surname (In Alphabetical Order)	Penal	Assist	Goals				Total	No.	Initials	Surname (In Alphabetical Order)	Penal	Assist	Goals				Total															
					1	2	3	4							1	2	3	4																
13	T	CAULFIELD						1	1		J	LENN																						
15	L	DUNNE								10	S	EIME					11																2	
6	R	HAKENDORF				1	1	1	4	42	L	McGLOIN																						
2	S	HOLLION								8	C	McGLOIN																						
4	E	HILL							2	3	L	LEHMANN																					1	
7	J	KLUS								31	K	MCCAWLEY																						
1	K	LIERSCHE				1			2	2	J	PERRE																						
3	M	McLEOD								12	A	POROPAT																						
14	H	NEWBLE				1	1	1	6	24	S	SEERY																						
10	D	ROSS				1	1	1	6	46	K	SMITH				1	1	1	1	8														
11	K	TAPP																																
					<b>Totals</b>					6	1	9	5	21						<b>Totals</b>					1	6	3	8	11					

**Umpires Report (Womens Only)**

**Scorers**  
 1st Team Yes  No   
 2nd Team Yes  No

**Time Clock**  
 Yes  No

**Green Card**  
 Yes  No

**Yellow Card**  
 Yes  No

**Red Card**  
 Yes  No

**Correct Starting Time**  
 Yes  No

**Correct Uniforms**  
 1st Team Yes  No   
 2nd Team Yes  No

**Umpires Comments**

**Coachs' Voting**  
 Most Valuable Player  
 1  
 2  
 3

Signature \_\_\_\_\_  
 Club \_\_\_\_\_  
 Signature \_\_\_\_\_  
 Club \_\_\_\_\_

UMPIRES NOT READY  
 GLENELG AT START  
 UMPIRE  
 NOT IN UNIFORM  
 WOODVILLE UMPIRE  
 LEFT AT 3/4 TIME



Won by BRIGHTON  
 Signified Correct...  
 1st Named Team [Signature]  
 2nd Named Team [Signature]  
 Club Comments \_\_\_\_\_

Score 21 to 11  
 Umpires...  
 Referee Signature \_\_\_\_\_  
 Umpire Signature [Signature]  
 White Copy to REGISTRAR Yellow Copy to UMPIRES Blue Copy to CLUB Pink Copy to PUBLICITY



Report from BRIGHTON Club



Date 3-6-00

Grade 6

**Ansett Australia**

1st Named Team Brighton

2nd Named Team Sturt

No.	Initials	Surname (In Alphabetical Order)	Penal	Assist	Goals				Total	No.	Initials	Surname (In Alphabetical Order)	Penal	Assist	Goals				Total					
					1	2	3	4							1	2	3	4						
13	T	CAUFIELD		///			1	1		J	CONN						11	2						
15	L	DUNNE				1	1	1	4	10	S	EIME												
6	R	HAKENDORF								42	L	MCGLOIN												
2	S	HALLION		///	1		1	2		8	C	MCGLOIN						1						
4	E	HILL								3	L	LEHMANN												
7	J	KLUS								31	L	MCCAWLEY												
1	K	LIERSCH		1	1		1	2		2	J	PERRE												
3	M	MCLEOD								12	A	POROPAT												
14	H	NEWBLE		///	1		///	6		24	S	SEERY				1	///	8						
10	D	ROSS		///	1		///	6		46	K	SMITH												
11	K	TAPP																						
Totals										Totals														
Goals					6	1 9 5 2 1				Time Outs					Totals					1	6	1	3	11

**Umpires Report (Womens Only)**

**Scorers**  
1st Team: Yes  No   
2nd Team: Yes  No

**Time Clock**  
Yes  No

**Green Card**  
Yes  No

**Yellow Card**  
Yes  No

**Red Card**  
Yes  No

**Correct Starting Time**  
Yes  No

**Correct Uniforms**  
1st Team: Yes  No   
2nd Team: Yes  No

**Umpires Comments**

**Coachs' Voting**  
Most Valuable Player  
1. H. NEWBLE  
2. L. MCGLOIN  
3. D. ROSS  
Signature: [Signature]  
Club: STURT  
Signature: [Signature]  
Club: BIN

*Glendy Imp not in uniform*  
*WOODVILLE IMP left early (7:4)*  
*15 men*  
*Late start to game*

Won by BRIGHTON

Signified Correct... [Signature]

1st Named Team [Signature]

2nd Named Team [Signature]

Club Comments \_\_\_\_\_

Score 21 to 11

Umpires... [Signature]

Referee Signature \_\_\_\_\_

Umpire Signature \_\_\_\_\_

White Copy to REGISTRAR Yellow Copy to UMPIRES Blue Copy to CLUB Pink Copy to PUBLICTY



Report from SOUTHERN DISTRICTS Club

Date 3-JUNE-2000 Grade WOMEN B-GRADE



1st Named Team EAST TORRENS PAYNEHAM

2nd Named Team SOUTHERN DISTRICTS

Ansett Australia

No.	Initials	Surname (In Alphabetical Order)	Penal	Assist	Goals				Total	No.	Initials	Surname (In Alphabetical Order)	Penal	Assist	Goals				Total													
					1	2	3	4							1	2	3	4														
<div style="font-size: 100px; opacity: 0.2; position: absolute; top: 0; left: 0;">LACROSSE S.A.</div> <div style="font-size: 100px; opacity: 0.2; position: absolute; top: 50%; left: 50%; transform: translate(-50%, -50%);">REPORT</div>										<del>12 A BELTRIK</del>																						
																				1	S	GIBBS										
																				4	H	GIRVAN										
																				17	K	HALL										
																				3	L	HANSFORD										
																				45	S	MYALLISTER										
										27	R	TROTT																				
Time Outs					Totals					10	Time Outs					Totals					0											

**Umpires Report**  
(Womens Only)

**Scorers**  
1st Team Yes  No   
2nd Team Yes  No

**Time Clock**  
Yes  No

**Green Card**  
Yes  No

**Yellow Card**  
Yes  No

**Red Card**  
Yes  No

**Correct Starting Time**  
Yes  No

**Correct Uniforms**  
1st Team Yes  No   
2nd Team Yes  No

**Umpires Comments**

**Coachs' Voting**  
Most Valuable Player  
1 \_\_\_\_\_  
2 \_\_\_\_\_  
3 \_\_\_\_\_

Signature \_\_\_\_\_  
Club \_\_\_\_\_  
Signature \_\_\_\_\_  
Club \_\_\_\_\_

\*Please note we  
tried everything to  
continue to be able  
to play and then  
to notify B.T.P.  
we apologise for  
any inconvenience.  
Secretary.

S.D. FORFEIT



Won by ETP  
Signified Correct...  
1st Named Team \_\_\_\_\_  
2nd Named Team Dickmansford  
Club Comments \_\_\_\_\_

Score 10 to 0  
Umpires...  
Referee Signature \_\_\_\_\_  
Umpire Signature \_\_\_\_\_  
White Copy to REGISTRAR Yellow Copy to UMPIRES Blue Copy to CLUB Pink Copy to PUBLICITY



Report from EAST TORRENS Club



Date 3RD JUNE 04 Grade B WOMENS

1st Named Team EAST TORRENS BAYMILLAM

2nd Named Team SOUTHERN DISTRICTS

Ansett Australia

No.	Initials	Surname (In Alphabetical Order)	Penal	Assist	Goals				Total	No.	Initials	Surname (In Alphabetical Order)	Penal	Assist	Goals				Total										
					1	2	3	4							1	2	3	4											
1	L	JORGENSEN		1																									
9	K	CAMERON				1																							
10	K	KRASSAY					1																						
8	T	SENIOR						1																					
11	A	SHARPE							1																				
5	H	SHULTZ																											
7	D	SMITH																											
6	P	SHARPE																											
2	E	SMYTH																											
40	M	HANSFORD																											
3	O	VIALS																											
4	K	DUNSTAN																											
4	N	WEEKS																											
					Totals					3	2	3	2	10						Totals					0	0	0	0	0
Time Outs																													

LACROSSE SOUTH AUSTRALIA  
MATCH REPORT

**Umpires Report (Womens Only)**

**Scorers**  
1st Team Yes  No   
2nd Team Yes  No

**Time Clock**  
Yes  No

**Green Card**  
Yes  No

**Yellow Card**  
Yes  No

**Red Card**  
Yes  No

**Correct Starting Time**  
Yes  No

**Correct Uniforms**  
1st Team Yes  No   
2nd Team Yes  No

**Umpires Comments**

**Coachs' Voting**  
Most Valuable Player  
1 40 M HANSFORD  
2 11 K HANSFORD  
3 4 N WEEKS  
Signature: [Signature]  
Club: EAP

EAP  
SD  
ETP

Won by EAST TORRENS  
Signified Correct...  
1st Named Team \_\_\_\_\_  
2nd Named Team \_\_\_\_\_  
Club Comments \_\_\_\_\_

Score 10 to 0  
Umpires...  
Referee Signature \_\_\_\_\_  
Umpire Signature \_\_\_\_\_  
White Copy to REGISTRAR Yellow Copy to UMPIRES Blue Copy to CLUB Pink Copy to PUBLICITY



Report from North Adelaide Club



Date 3-8-00

Grade B

Ansett Australia

1st Named Team \_\_\_\_\_

2nd Named Team \_\_\_\_\_

No.	Initials	Surname (In Alphabetical Order)	Penal	Assist	Goals				Total	No.	Initials	Surname (In Alphabetical Order)	Penal	Assist	Goals				Total
					1	2	3	4							1	2	3	4	
10	D	Gosford																	
3	M	Hall																	
2	I	Ikin																	
7	K	Kilford																	
16	K	Kilford																	
5	A	Kelly																	
15	K	Klautter																	
13	K	Malaynic																	
6	H	Mamerow																	
11	K	Seaton																	
8	S	Pilkington																	
<b>Totals</b>									<b>Totals</b>										
Time Outs									Time Outs										

Lacrosse S.A. Match Report

Umpires Report <small>(Witness Copy)</small>	
Scores	
1st Team	Yes <input type="checkbox"/> No <input type="checkbox"/>
2nd Team	Yes <input type="checkbox"/> No <input type="checkbox"/>
Time Clock	
Yes <input type="checkbox"/> No <input type="checkbox"/>	
Green Card	
Yes <input type="checkbox"/> No <input type="checkbox"/>	
Yellow Card	
Yes <input type="checkbox"/> No <input type="checkbox"/>	
Red Card	
Yes <input type="checkbox"/> No <input type="checkbox"/>	
Correct Starting Time	
Yes <input type="checkbox"/> No <input type="checkbox"/>	
Correct Uniforms	
1st Team	Yes <input type="checkbox"/> No <input type="checkbox"/>
2nd Team	Yes <input type="checkbox"/> No <input type="checkbox"/>
Umpires Comments	
Coaches Voting	
<small>(Witness Copy)</small>	
1	
2	
3	
Signature	
Date	
Signature	
Date	



Won by \_\_\_\_\_  
**Signified Correct...**  
 1st Named Team \_\_\_\_\_  
 2nd Named Team \_\_\_\_\_  
 Club Comments \_\_\_\_\_

Score \_\_\_\_\_ to \_\_\_\_\_  
**Umpires...**  
 Referee Signature \_\_\_\_\_  
 Umpire Signature \_\_\_\_\_  
White Copy to REGISTRAR Yellow Copy to UMPIRES Blue Copy to CLUB Pink Copy to PUBLICITY



Report from EAST TORRENS Club



Date 27<sup>TH</sup> MAY 00 Grade B WOMENS

Ansett Australia

1st Named Team EAST TORRENS PAYNEHAM

2nd Named Team SUNSET

No.	Initials	Surname (in Alphabetical Order)	Penal	Assist	Goals				Total	No.	Initials	Surname (in Alphabetical Order)	Penal	Assist	Goals				Total				
					1	2	3	4							1	2	3	4					
33	K	DUNSTAN							20	J	CUNN												
40	M	HANSFORD							10	S	EDME												
1	L	JORGENSEN			1	1		2	6	T	WENDERDANN-FURSES									1			
16	V	RIECC							30	S	LURMER												
5	H	SCHULZ							42	L	MCGLOIN												
8	T	SENIOR							8	C	MCGLOIN												
10	A	SHARPE					1	1	3	L	LEHMANN												
11	P	SHARPE							31	L	MCCALEY												
15	D	SMITH							2	J	PERRE												
2	E	SMITH						1	12	A	POROPAT.												
7	R	O'DONNELL							24	S	SEERY												
3	O	VIALS			1			1	6	K	THURSTON												
12	N	WEEKS							46	K	SMITH.												
									1	J	SENSI												
					<b>Totals</b>				215						<b>Totals</b>				1	-	-	-	1

**Umpires Report (Womens Only)**

**Scorers**  
 1st Team Yes  No   
 2nd Team Yes  No

**Time Clock**  
 Yes  No

**Green Card**  
 Yes  No

**Yellow Card**  
 Yes  No

**Red Card**  
 Yes  No

**Correct Starting Time**  
 Yes  No

**Correct Uniforms**  
 1st Team Yes  No   
 2nd Team Yes  No

**Umpires Comments**

**Coachs' Voting**  
 Most Valuable Player  
 1 M HANSFORD ETP 40  
 2 S EDME SUNSET 10  
 3 D VIALS ETP 3  
 Signature: *[Signature]*  
 Club: ETP  
 Signature: *[Signature]*  
 Club: SUNSET



Won by ETP  
 Signified Correct...  
 1st Named Team ANNE VAN ESSEN  
 2nd Named Team PROPEY N. L. VAN ESSEN  
 Club Comments

Umpires...  
 Referee Signature [Signature]  
 Umpire Signature [Signature]  
 White Copy to REGISTRAR Yellow Copy to UMPIRES Blue Copy to CLUB Pink Copy to PUBLICITY



Report from STURT. Club



Date 27-5-02

1st Named Team E.T.P

2nd Named Team STURT

No.	Initials	Surname (In Alphabetical Order)	Penal	Assist	Goals				Total	No.	Initials	Surname (In Alphabetical Order)	Penal	Assist	Goals				Total
					1	2	3	4							1	2	3	4	
33	K	Dunstan							20	J	Conn								
40	M	Hansford							10	S	Eime								
1	L	Jorgensen			1	1		2	66	T	Kinaermann-Forbes							1	
16	V	Ricci							30	S	Lommer								
5	H	Schultz							42	L	McGloin								
8	T	Senior	Y						8	C	McGloin								
10	A	Sharpe					1	1	3	L	Lehmann								
11	P	Sharpe							31	L	McCauley								
15	D	Smith							2	J	Perre								
2	E	Smyth	Y		1			1	12	A	Parapat								
7	R	O'Donnell							24	S	Scary								
3	O	Vials			1			1	0	K	Thurston								
12	N	Weeks							46	K	Smith								
									1	J	Sensi								
Totals									Totals										
Time Outs									Time Outs										
1 1 2 1 5									1 1 1 1										

Umpire (Women)

Scorers  
 1st Team Yes  No   
 2nd Team Yes  No

Time Clock  
 Yes  No

Green Card  
 Yes  No

Yellow Card  
 Yes  No

Red Card  
 Yes  No

Correct Starting Time  
 Yes  No

Correct Uniforms  
 1st Team Yes  No   
 2nd Team Yes  No

Umpires Comments

Coachs' Voting  
 Most Valuable Player  
 1 \_\_\_\_\_  
 2 \_\_\_\_\_  
 3 \_\_\_\_\_

Signature \_\_\_\_\_  
 Club \_\_\_\_\_  
 Signature \_\_\_\_\_  
 Club \_\_\_\_\_



Won by ETP Score 5 to 1  
 Signified Correct. Umpires...  
 1st Named Team David VAN DER WOUDE Referee Signature Yingga BAT  
 2nd Named Team Dogey NEVILSEY Umpire Signature \_\_\_\_\_  
 Club Comments \_\_\_\_\_

White Copy to REGISTRAR Yellow Copy to UMPIRES Blue Copy to CLUB Pink Copy to PUBLICITY



Report from Nth Adelaide Club



Date 27.5.00

Grade B Women

1st Named Team Nth Adelaide

2nd Named Team Sth. Districts

**Ansett Australia**

No.	Initials	Surname (In Alphabetical Order)	Penal	Assist	Goals				Total	No.	Initials	Surname (In Alphabetical Order)	Penal	Assist	Goals				Total				
					1	2	3	4							1	2	3	4					
10	D	Gaspari								69	N	Clank											
3	M	M. Hall								1	S	Gibbs			///								
9	F	Hall								4	H	Girvan											
5	A	Kelly								17	Re	Hall											
15	K	Klatunter								3	L	Hansford											
13	K	Malayaic								14	F	Mooney											
6	H	Mamerois								45	S	McAllister											
8	S	Pilkington								27	R	Trott											
12	J	Roberts																					
2	E	<del>Schubert</del> <del>Schubert</del>																					
1	L	<del>Young</del>																					
16	W	Kilford																					
7	N	Kilford																					
					<b>Totals</b>				7	4	2	4	17						<b>Totals</b>				
Time Outs										Time Outs													

LACROSSE  
Match  
Report

**Umpires Report**  
(Umpires Only)

**Umpires**  
 1st Team: Yes  No   
 2nd Team: Yes  No

**Time Clock**  
 Yes  No

**Green Card**  
 Yes  No

**Yellow Card**  
 Yes  No

**Red Card**  
 Yes  No

**Correct Starting Time**  
 Yes  No

**Correct Uniform**  
 1st Team: Yes  No   
 2nd Team: Yes  No

**Umpires Comments**

**Coach's Voting**  
 Most Valuable Player

Signature: \_\_\_\_\_  
 Club: \_\_\_\_\_

Won by North Adelaide  
 Signified Correct...  
 1st Named Team J. Kilford  
 2nd Named Team A. J. S.  
 Club Comments \_\_\_\_\_

Score 17 to 14  
 Umpires...  
 Referee Signature [Signature]  
 Umpire Signature [Signature]  
 Write Copy to REGISTRAR Yellow Copy to UMPIRES Blue Copy to CLUB Pink Copy to PUBLICITY





Report from Southern District Club



Date 27-MAY-2000 Grade B-GRADE

WOMEN  
Ansett Australia

1st Named Team NORTH ADELAIDE

2nd Named Team Southern Districts

No.	Initials	Surname (In Alphabetical Order)	Penal	Assist	Goals				Total	No.	Initials	Surname (In Alphabetical Order)	Penal	Assist	Goals				Total					
					1	2	3	4							1	2	3	4						
10	D	Caspari						0	69	N	CLARK					0								
3	M	Hall						0	1	S	GIBBS					9								
<del>9</del>	<del>F</del>	<del>Hall</del>						0	4	H	GIRVAN					0								
5	A	Kelly						2	17	Re	HALL					2								
15	K	Klauster						0	3	L	HANSFORD					0								
13	K	Malaynic						0	14	F	MOONEY					0								
6	H	Mamecow							10	45	S	MALLISTER				0								
8	S	Pilkington						0	27	R	TROTT					3								
12	J	Roberts						0																
2	E	Schubert						0																
1	T	Young						0																
16	W	Kilford						2																
7	N	Kilford						3																
					<b>Totals</b>				7	4	2	4	17						<b>Totals</b>	3	4	3	4	14

**Umpires Report**  
(Women Only)

Schairs  
1st Team Yes  No   
2nd Team Yes  No

Time Clock  
Yes  No

Green Card  
Yes  No

Yellow Card  
Yes  No

Red Card  
Yes  No

Correct Starting Time  
Yes  No

Correct Uniforms  
1st Team Yes  No   
2nd Team Yes  No

Umpires Comments

Coaches Voting  
Not Applicable

Signature  
Club  
Signature  
Club

LACROSSE  
Match  
Report



Won by \_\_\_\_\_  
 Signified Correct...  
 1st Named Team North Adelaide  
 2nd Named Team Southern Districts  
 Club Comments \_\_\_\_\_

Score \_\_\_\_\_ to \_\_\_\_\_  
 Umpires...  
 Referee Signature [Signature]  
 Umpire Signature [Signature]  
 White Copy to REGISTRAR Yellow Copy to UMPIRES Blue Copy to CLUB Pink Copy to PUBLICITY



Report from Glenside Club



Date 27-5-00 Grade B

Ansett Australia

1st Named Team Glenside

2nd Named Team West Torrens

No.	Initials	Surname (In Alphabetical Order)	Penal	Assist	Goals				Total	No.	Initials	Surname (In Alphabetical Order)	Penal	Assist	Goals				Total								
					1	2	3	4							1	2	3	4									
2	G	Hynd						11	2	R	K	Clarke															
3	J	Sloan						1	1	32	V	Clarke															
4	S	Hurn					1	1	5	38	D	Cooke															
5	C	Hubbs							2	20	M	Murphy															
6	M	Koekoets							1	10	L	Davidson															
7	T	Taogood								36	L	Hooper															
8	L	McMillan							1	11	K	Lane															
<del>20</del>	<del>A</del>	<del>Hille</del>								14	KJ	Lane															
11	C	Hryciuk								7	R	Lane															
18	K	Lord								17	J	Shepherd			1		1	1		3							
B	K	Morton					1	1	5	31	A	Sprigler															
17	S	Sniedze					1	1	4	6	K	Sullivan															
<del>10</del>	<del>L</del>	<del>Mortimer</del>								33	S	Whatman															
											B	Harrod															
Totals									7	5	2	7	21	Totals									1	1	1	1	3
Time Outs										Time Outs																	

**Umpires Report**  
 (General Check)

Scorers  
 1st Team: Yes  No   
 2nd Team: Yes  No

Time Clock  
 Yes  No

Green Card  
 Yes  No

Yellow Card  
 Yes  No

Red Card  
 Yes  No

Correct Starting Time  
 Yes  No

Correct Uniforms  
 1st Team: Yes  No   
 2nd Team: Yes  No

Umpire Comments

Coach's Voting  
 (Insert Club Name)

1 \_\_\_\_\_  
 2 \_\_\_\_\_  
 3 \_\_\_\_\_  
 4 \_\_\_\_\_  
 5 \_\_\_\_\_



Won by Glenside  
Signified Correct...  
1st Named Team Glenside  
2nd Named Team West Torrens  
Club Comments \_\_\_\_\_

Score 21 to 3  
Umpires...  
Referee Signature Martin  
Umpire Signature Shelley  
White Copy to REGISTRAR Yellow Copy to UMPIRES Blue Copy to CLUB Pink Copy to PUBLICITY



Report from West Torrens Club



Date 27.5.00

Grade B

1st Named Team Glenelg

2nd Named Team West Torrens

Ansett A

No.	Initials	Surname (In Alphabetical Order)	Penal	Assist	Goals				Total	No.	Initials	Surname (In Alphabetical Order)	Penal	Assist	Goals				Total
					1	2	3	4							1	2	3	4	
2	G	Hynd						11	2	18	K	Clarke							0
3	J	Sloan						1	1	32	V	Clarke							0
4	S	Hurn			1	1	1		5	35	D	Coakke							0
5	C	Hubs			1				2	<del>25</del>	<del>C</del>	<del>Clarke</del>							0
6	M	Keeveats			1				1	40	L	Davidson							0
7	T	Teegeed							0	36	L	Hooper							0
8	L	McMillan						1	1	11	K	Lane							0
<del>20</del>	<del>L</del>	<del>Hille</del>							-	14	KT	Lane							0
11	C	Hryciuk							0	7	R	Lane							0
13	K	Leid							0	17	J	Shepherd			1		1		3
13	K	Morton			1	1		1	5	37	A	Sprayer							0
17	S	Sniedze			1		1	1	4	6	K	Sullivan							0
<del>18</del>	<del>L</del>	<del>Martimer</del>								33	S	Whatman							0
												<del>B. Varga</del>							
Time Outs			Totals 7 5 2 7 21							Time Outs			Totals 1 - 1 1 3						

**Umpires**  
(Womens Club)

**Scorers**  
1st Team Yes  No   
2nd Team Yes  No

**Time Clock**  
Yes  No

**Green Card**  
Yes  No

**Yellow Card**  
Yes  No

**Red Card**  
Yes  No

**Correct Starting Time**  
Yes  No

**Correct Uniforms**  
1st Team Yes  No   
2nd Team Yes  No

**Umpires Comments**

**Coachs' Voting**  
Most Valuable Player  
1. G Hynd  
2. S Hurn  
3. S Sniedze  
Signature: [Signature]  
Club: [Club]  
Signature: [Signature]  
Club: [Club]

Won by Glenelg  
Signified Correct...  
1st Named Team [Signature]  
2nd Named Team [Signature]  
Club Comments \_\_\_\_\_

Score 21 to 3  
Umpires...  
Referee Signature [Signature]  
Umpire Signature [Signature]  
White Copy to REGISTRAR Yellow Copy to UMPIRES Blue Copy to CLUB Pink Copy to PUBLICITY



Report from Adelaide University Club

Date 27<sup>th</sup> May 2000 Grade B grade



1st Named Team BRIGHTON

2nd Named Team Adelaide University

**Ansett Australia**

No.	Initials	Surname (In Alphabetical Order)	Penal	Assist	Goals				Total	No.	Initials	Surname (In Alphabetical Order)	Penal	Assist	Goals				Total																																								
					1	2	3	4							1	2	3	4																																									
6	R	HAKENDORF			1	1	1	1	4	73	K	ALLEN																																															
9	A	HALLION			1				2	72	A	BRADSHAW																																															
8	S	HALLION								10	T	ECKERMANN																																															
13	T	CAWFIELD								25	M	GEORGE II				1			1	1	1	1	6																																				
5	C	MAGOR			1	1	1	1	4	91	M	SPINER																																															
8	H	NEILSEN								42	D	HONNIGER		1			1						4																																				
3	M	MCLEOD								22	T	KIESZA																																															
17	K	LIERSCH								3	L	LINDE																																															
14	K	TAPP								13	K	NAYDA																																															
4	K	MCKINNON								77	B	BEID																																															
10	L	DUNNE								6	C	WHITE			1	1			1				3																																				
<table border="1"> <tr> <td>Time Outs</td> <td></td> <td></td> <td></td> <td></td> <td></td> <td></td> <td></td> <td></td> <td></td> </tr> <tr> <td colspan="5" style="text-align: center;">Totals</td> <td>2</td> <td>3</td> <td>2</td> <td>1</td> <td>11</td> </tr> </table>										Time Outs										Totals					2	3	2	1	11	<table border="1"> <tr> <td>Time Outs</td> <td></td> <td></td> <td></td> <td></td> <td></td> <td></td> <td></td> <td></td> <td></td> </tr> <tr> <td colspan="5" style="text-align: center;">Totals</td> <td>3</td> <td>2</td> <td>4</td> <td>4</td> <td>13</td> </tr> </table>										Time Outs										Totals					3	2	4	4	13
Time Outs																																																											
Totals					2	3	2	1	11																																																		
Time Outs																																																											
Totals					3	2	4	4	13																																																		

LACROSSE SA REPORT

<b>Umpires Report</b>	
Score	
1st Team	Yes <input type="checkbox"/> No <input type="checkbox"/>
2nd Team	Yes <input type="checkbox"/> No <input type="checkbox"/>
Time Clock	Yes <input type="checkbox"/> No <input type="checkbox"/>
Green Card	Yes <input type="checkbox"/> No <input type="checkbox"/>
Yellow Card	Yes <input type="checkbox"/> No <input type="checkbox"/>
Red Card	Yes <input type="checkbox"/> No <input type="checkbox"/>
Correct Starting Time	Yes <input type="checkbox"/> No <input type="checkbox"/>
Correct Uniforms	1st Team Yes <input type="checkbox"/> No <input type="checkbox"/>
	2nd Team Yes <input type="checkbox"/> No <input type="checkbox"/>
Umpires Comments	
Coach's Voting	What Relative Player



Won by ADELAIDE UNI Score 13 to 11  
 Signified Correct...  
 1st Named Team [Signature]  
 2nd Named Team [Signature]  
 Club Comments \_\_\_\_\_

Umpires... [Signature]  
 Referee Signature \_\_\_\_\_  
 Umpire Signature [Signature]  
White Copy to REGISTRAR Yellow Copy to UMPIRES Blue Copy to CLUB Pink Copy to PUBLICITY



Report from Brighton Club



Date 27/5/00 Grade B

1st Named Team Brighton

2nd Named Team Adelaide Uni

Ansett Australia

No.	Initials	Surname (In Alphabetical Order)	Penal	Assist	Goals				Total	No.	Initials	Surname (In Alphabetical Order)	Penal	Assist	Goals				Total				
					1	2	3	4							1	2	3	4					
6	R	Hakendorf (3)		"	"	"	"	4	73	K	ALLEN												
9	A	Hallian (4)		"	"	"	"	2	72	A	Bradshaw												
		S Hallian							10	T	Eckerman							"	"	"	6		
13	T	Casfield							25	M	Gorriock												
5	C	Magor (2)			"	"	"	4	91	M	Gorner							"	"	"	4		
8	H	Neilsen							42	D	Hannaford												
3	M	McLead (5)							22	T	Kulesza												
	K	Liersch							3	A	Linke												
14	K	Tapp (1)					"	1	13	K	Mayda												
4	K	McKinnon							77	B	Reid							"	"	"	3		
10	L	DUNNE							6	C	White												
					<b>Totals</b>				23					<b>Totals</b>				32	47	13			

**Umpires Report (Womens Only)**

**Scorers**  
 1st Team Yes  No   
 2nd Team Yes  No

**Time Clock**  
 Yes  No

**Green Card**  
 Yes  No

**Yellow Card**  
 Yes  No

**Red Card**  
 Yes  No

**Correct Starting Time**  
 Yes  No

**Correct Uniforms**  
 1st Team Yes  No   
 2nd Team Yes  No

**Umpires Comments**

**Coachs' Voting**  
 Most Valuable Player  
 1. K MAYDA  
 2. C MAGOR  
 3. M GORRIOCK  
 Signature: [Signature]  
 Club: BRI  
 Signature: [Signature]  
 Club: BRI

Won by ADELAIDE UNI  
 Signified Correct...  
 1st Named Team [Signature]  
 2nd Named Team [Signature]  
 Club Comments \_\_\_\_\_

Score B to 11  
 Umpires...  
 Referee Signature [Signature]  
 Umpire Signature [Signature]  
 White Copy to REGISTRAR Yellow Copy to UMPIRES Blue Copy to CLUB Pink Copy to PUBLICITY



Woodville Club



Date 27.5.2000 Grade 'B' Grade Women

1st Named Team Woodville 2nd Named Team Bye

**Ansett Australia**

No.	Initials	Surname (In Alphabetical Order)	Penal	Assist	Goals				Total	No.	Initials	Surname (In Alphabetical Order)	Penal	Assist	Goals				Total					
					1	2	3	4							1	2	3	4						
38	A	Cappaluthi																						
11	D	Carozza																						
10	C	Carroll																						
20	M	Collins																						
4	K	Coake																						
25	L	Higgins																						
36	Z	McCormack																						
35	S	Meuz																						
34	R	Michniewicz																						
21	M	Morrissey																						
31	A	oswald																						
32	J	Przybylski																						
33	L	Russo																						
					Totals						Totals													

**Umpires Report**  
(Minimum Only)

Scoring  
1st Team: Yes  No   
2nd Team: Yes  No

Time Clock  
Yes  No

Green Card  
Yes  No

Yellow Card  
Yes  No

Red Card  
Yes  No

Correct Starting Time  
Yes  No

Correct Uniforms  
1st Team: Yes  No   
2nd Team: Yes  No

Umpires Comments

Coaches' Voting  
(Add Separate Paper)

1  
2  
3  
4  
5  
6  
7  
8  
9  
10



Won by \_\_\_\_\_  
 Signified Correct...  
 1st Named Team \_\_\_\_\_  
 2nd Named Team \_\_\_\_\_  
 Club Comments \_\_\_\_\_

Score \_\_\_\_\_ to \_\_\_\_\_  
 Umpires...  
 Referee Signature \_\_\_\_\_  
 Umpire Signature \_\_\_\_\_  
White Copy to REGISTRAR Yellow Copy to UMPIRES Blue Copy to CLUB Pink Copy to PUBLICITY



Report from STURT Club



Date 20-5-00 Grade B women

1st Named Team WEST TORRENS 2nd Named Team STURT

Ansett Australia

No.	Initials	Surname (In Alphabetical Order)	Penal	Assist	Goals				Total	No.	Initials	Surname (In Alphabetical Order)	Penal	Assist	Goals				Total	
					1	2	3	4							1	2	3	4		
18	K	Clark						1	1	20	J	CONN								
32	V	Clark								30	S	LORIMER								
38	D	Cook								8	C	M'GLOIN								
28	C	Curran								42	L	M'GLOIN (2)								
40	L	Davidson								3	L	LEHMANN (3)				1				2
36	L	Hooper								31	L	M'CAULEY (1)		1						1
11	K	Lane	G							2	J	PERRE								
16	M	Clark								24	S	SEERY (4)				1				2
3	B	Varga								1	J	SENSI								
9	S	Lane								46	K	SMITH	G	1						2
24	S	Vaselli								6	K	THURSTON (5)								
7	K	Lane																		
33	<del>S</del>	<del>Miller</del> <del>Cook</del> <del>WILKMAN</del>																		
Time Outs					Totals					Time Outs					Totals					
					0 0 0 1 1										2 2 1 2 7					

**Umpires Report**  
(Womens Only)

**Scorers**  
1st Team Yes  No   
2nd Team Yes  No

**Time Clock**  
Yes  No

**Green Card**  
Yes  No

**Yellow Card**  
Yes  No

**Red Card**  
Yes  No

**Correct Starting Time**  
Yes  No

**Correct Uniforms**  
1st Team Yes  No   
2nd Team Yes  No

**Umpires Comments**

**Coachs' Voting**  
Most Valuable Player

1 \_\_\_\_\_  
2 \_\_\_\_\_  
3 \_\_\_\_\_

Signature: \_\_\_\_\_  
Club: \_\_\_\_\_

Signature: \_\_\_\_\_  
Club: \_\_\_\_\_

Won by STURT  
Signified Correct...

1st Named Team WEST TORRENS

2nd Named Team STURT

Club Comments \_\_\_\_\_

Score 7 to 1

Umpires...

Referee Signature ERNEST (WLC) & HILL (BLC)

Umpire Signature LEHMAN (SAC)

White Copy to REGISTRAR Yellow Copy to UMPIRES Blue Copy to CLUB Pink Copy to PUBLICITY



Report from West Torrens Club



Date 20/5/2000 Grade B - Womens

1st Named Team West Torrens 2nd Named Team Sturt

Ansett Australia

No.	Initials	Surname (In Alphabetical Order)	Penal	Assist	Goals				Total	No.	Initials	Surname (In Alphabetical Order)	Penal	Assist	Goals				Total			
					1	2	3	4							1	2	3	4				
15	M	CLARK							20	J	CONN											
<del>2</del>	<del>S</del>	<del>CLARK</del>							30	S	LORIMER											
18	M	Clark						1	8	C	MCGLOIN											
32	V	Clark							42	L	MCGLOIN											
38	D	Cook							31	V	HEMMAN											
28	C	Curran							31	L	MCCAULEY											
40	L	Davidson							2	J	PERRE											
36	L	Hooper							24	S	SEERY											
11	K	Lane							1	J	SMITH											
3	B	VARGA							46	K	SMITH											
9	S	LANE							6	K	INURSTON											
24	S	VASELJI																				
7	R	LANE																				
38	<del>R</del>	<del>UMATMAN</del>																				
		<del>COOK</del>																				
					<b>Totals</b>										<b>Totals</b>							
Time Outs					1					Time Outs					2 2 1 2 7							

### Umpires Report (Womens Only)

**Scorers**  
 1st Team Yes  No   
 2nd Team Yes  No

**Time Clock**  
 Yes  No

**Green Card**  
 Yes  No

**Yellow Card**  
 Yes  No

**Red Card**  
 Yes  No

**Correct Starting Time**  
 Yes  No

**Correct Uniforms**  
 1st Team Yes  No   
 2nd Team Yes  No

**Umpires Comments**

**Coachs' Voting**  
 Most Valuable Player  
 1 L. McCauley  
 2 B. Varga  
 3 L. Lane  
 Signature: [Signature]  
 Club: [Club]  
 Signature: [Signature]  
 Club: [Club]



Won by STURT  
 Signified Correct...  
 1st Named Team [Signature]  
 2nd Named Team [Signature]  
 Club Comments \_\_\_\_\_

Score 7 to 1  
 Umpires...  
 Referee Signature [Signature]  
 Umpire Signature [Signature]  
 White Copy to REGISTRAR Yellow Copy to UMPIRES Blue Copy to CLUB Pink Copy to PUBLICITY





Report from EAST TORRENS LACROSSE Club



Date 20TH MAY

Grade B WOMENS

1st Named Team EAST TORRENS LACROSSE

2nd Named Team NORTH ADELAIDE

Ansett Australia

No.	Initials	Surname (In Alphabetical Order)	Penal	Assist	Goals				Total	No.	Initials	Surname (In Alphabetical Order)	Penal	Assist	Goals				Total											
					1	2	3	4							1	2	3	4												
<del>40</del> M		HANSFORD	F		1	1	1		7	6	H	MAMEROW			1	1	1		4											
1	L	JORGENSEN	C							1	K	KLAWITTER																		
14	K	KRASSAY	G							7	N	KILFORD																		
16	V	RECCI								9	J	ROBERTS																		
5	H	SCHULZ	A							16	W	KILFORD							2											
8	T	SENIOR	D							13	K	MALY NIAK																		
11	P	SHARPE	D					1		5	A	KELLY																		
15	D	SMITH	D							2	K	IKIN																		
2	E	SMYTH	A							11	K	SEATON																		
7	R	O'DONNELL	-					2		10	D	CASPARI																		
3	O	VIALS	A					3		8	S	PILKINGTON																		
<del>23</del>	<del>L</del>	<del>VECKERT</del>																												
12	N	WEEKS	-																											
10	A	SHARPE	A					4																						
33	K	DUNSTAN	-																											
					<b>Totals</b>				5	1	5	6	17																	
Time Outs										Time Outs					11						<b>Totals</b>					1	2	2	1	6

**Umpires Report (Women's Only)**

**Scorers**  
 1st Team Yes  No   
 2nd Team Yes  No

**Time Clock**  
 Yes  No

**Green Card**  
 Yes  No

**Yellow Card**  
 Yes  No

**Red Card**  
 Yes  No

**Correct Starting Time**  
 Yes  No

**Correct Uniforms**  
 1st Team Yes  No   
 2nd Team Yes  No

**Umpires Comments**

**Coachs' Voting**  
 Most Valuable Player  
 1 \_\_\_\_\_  
 2 \_\_\_\_\_  
 3 \_\_\_\_\_  
 Signature \_\_\_\_\_  
 Club \_\_\_\_\_  
 Signature \_\_\_\_\_  
 Club \_\_\_\_\_



Won by \_\_\_\_\_  
 Signified Correct...  
 1st Named Team East Torrens  
 2nd Named Team North Adelaide  
 Club Comments \_\_\_\_\_

Score \_\_\_\_\_ to \_\_\_\_\_  
 Umpires...  
 Referee Signature \_\_\_\_\_  
 Umpire Signature \_\_\_\_\_  
 White Copy to REGISTRAR Yellow Copy to UMPIRES Blue Copy to CLUB Pink Copy to PUBLICITY



Report from NORTH ADELAIDE Club



Date 20.5.00 Grade B GRADE

1st Named Team ETP

2nd Named Team NTH ADELAIDE

Ansett Australia

No.	Initials	Surname (In Alphabetical Order)	Penal	Assist	Goals				Total	No.	Initials	Surname (In Alphabetical Order)	Penal	Assist	Goals				Total					
					1	2	3	4							1	2	3	4						
1	L	JORGENSEN								6	H	MAMEROW				1	1	1			4			
14	K	KRASSAY								1	K	KLAWITTER												
33	K	DUNSTAN								7	N	KILFORD												
5	H	SCHULZ								9	J	ROBERTS												
8	T	SENIOR	1					1		16	N	KILFORD						1			2			
10	A	SHARPE			1			1		13	K	MALYNAK												
11	P	SHARPE				1		1		5	A	KELLY												
15	D	SMITH								2	K	KIEN												
2	E	SMYTH								17	K	SEATON												
3	O	VIALS			1			1		10	D	CASPARI												
<del>23</del>	<del>L</del>	<del>NICKERT</del>								8	S	PILKINGTON	1											
13	R	LEICESTER																						
12	N	WEEKS																						
16	V	RICCI																						
40	M	HANSFORD						1																
7	K	O'DONNELL						1																
					<b>Totals</b>				5	1	5	6	1	7	<b>Totals</b>					1	2	2	1	6

**Umpires Report (Womens Only)**

**Scorers**  
 1st Team Yes  No   
 2nd Team Yes  No

**Time Clock**  
 Yes  No

**Green Card**  
 Yes  No

**Yellow Card**  
 Yes  No

**Red Card**  
 Yes  No

**Correct Starting Time**  
 Yes  No

**Correct Uniforms**  
 1st Team Yes  No   
 2nd Team Yes  No

**Umpires Comments**

**Coachs' Voting**  
 Most Valuable Player  
 1. L. JORGENSEN ETP  
 2. H. SCHULZ ETP  
 3. D. M. HANSFORD

Signature: \_\_\_\_\_  
 Club: ETP



Won by ETP  
 Signified Correct...  
 1st Named Team ETP  
 2nd Named Team N Adelaide  
 Club Comments \_\_\_\_\_

Score 17 to 6  
 Umpires...  
 Referee Signature A. Sloan  
 Umpire Signature L. Leicester  
 White Copy to REGISTRAR Yellow Copy to UMPIRES Blue Copy to CLUB Pink Copy to PUBLICITY



Report from Adelaide Uni Club



Date 20th May 2000 Grade B grade

1st Named Team Gleneig

2nd Named Team Adelaide University

**Ansett Australia**

No.	Initials	Surname (In Alphabetical Order)	Penal	Assist	Goals				Total	No.	Initials	Surname (In Alphabetical Order)	Penal	Assist	Goals				Total																		
					1	2	3	4							1	2	3	4																			
1	K	Baynes							27	N	OWENS				11		11	1	5																		
2	G	Hynd							36	A	MCPHERSON							1	3																		
3	S	Sloen							77	B	REID								2																		
4	S	Horn				111		4	73	K	ALLEN							11	2																		
5	C	Hobbs			1111		11	7	72	A	BRADSHAW																										
6	M	Kearse							6	C	WHITE								1																		
7	T	Toogood							3	L	LIINE																										
8	L	McMillan							13	K	NAIDA																										
9	A	Hille							10	T	GERMANN																										
10	L	Mortimer							91	M	GARNER																										
11	C	Thyrlk							39	G	PEACKER																										
12	R	EMERY						1	<div style="border: 1px solid black; width: 100%; height: 100%; transform: rotate(45deg); opacity: 0.5;"></div>																												
13	K	MORTON																																			
14	K	McNamara						1																													
15	S	Henry																																			
16	H	Kajima																																			
18	K	LORD																																			
19	(16)																																				
Time Outs			1	Totals															4	4	2	3	13	Time Outs			1	Totals					4	1	4	4	13

**Umpires Report**  
(Please Print Name)

Score: \_\_\_\_\_

1st Team: Yes  No

2nd Team: Yes  No

Time Clock: Yes  No

Green Card: Yes  No

Yellow Card: Yes  No

Red Card: Yes  No

Correct Starting Time: Yes  No

Correct Uniforms: Yes  No

Umpires Comments:

Coach's Voting: Most Valuable Player

Signature: \_\_\_\_\_  
Club: \_\_\_\_\_  
Signature: \_\_\_\_\_  
Club: \_\_\_\_\_



Won by DRAW

Signified Correct... Ch... ..

1st Named Team Gleneig

2nd Named Team Adelaide University

Club Comments \_\_\_\_\_

Score 13 to 13

Umpires... ...

Referee Signature ...

Umpire Signature ...

White Copy to REGISTRAR Yellow Copy to UMPIRES Blue Copy to CLUB Pink Copy to PUBLICITY



Report from Glenelg Club



Date 20-5-00 Grade B

1st Named Team Glenelg

2nd Named Team Adelaide Uni

**Ansett Australia**

No.	Initials	Surname (In Alphabetical Order)	Penal	Assist	Goals				Total	No.	Initials	Surname (In Alphabetical Order)	Penal	Assist	Goals				Total
					1	2	3	4							1	2	3	4	
1	K	Baynes							27	N	Crowns				1	1	1	5	
2	G	Hynd							36	A	McPherson						1	1	
3	J	Sloam	Y						77	B	Reid						1	2	
4	S	Hurn						4	73	K	Allen						1	2	
5	C	Hobbs						7	27	A	Bradshaw								
6	M	Kraebel							36	C	White				1	1	1	3	
7	T	Toogood	Y						13	L	Liinve								
8	L	McMillan							13	K	Nayda								
9	A	Hille							90	T	Eckermann								
10	L	Mortimer							29	M	Garnier								
11	C	Hryciuk							34	G	Peackey								
12	R	Emery	Y/H					1											
13	K	Morton																	
14	K	McNamara						1											
15	S	Kenyon																	
16	H	Kojima																	
18	K	Lord																	
Time Outs <u>1</u> <b>Totals</b> <u>4</u> <u>4</u> <u>2</u> <u>3</u> <u>13</u>									Time Outs <u>1</u> <b>Totals</b> <u>4</u> <u>1</u> <u>4</u> <u>4</u> <u>13</u>										

Umpires Report (Masters Only)	
Score	13 to 13
1st Team	13 to 13
2nd Team	13 to 13
Time Clock	13 to 13
Green Card	13 to 13
Yellow Card	13 to 13
Red Card	13 to 13
Correct Starting Time	13 to 13
Correct Umpires	13 to 13
Umpires Comments	
Coach's Voting	
Most Valuable Player	

Won by Draw  
 Signified Correct...  
 1st Named Team [Signature]  
 2nd Named Team [Signature]  
 Club Comments \_\_\_\_\_

Score 13 to 13  
 Umpires...  
 Referee Signature [Signature]  
 Umpire Signature [Signature]  
 White Copy to REGISTRAR Yellow Copy to UMPIRES Blue Copy to CLUB Pink Copy to PUBLICITY



Report from Southern Districts Club



Date 20-MAY-2000 Grade WOMEN B-GRADE

1st Named Team WOODVILLE

2nd Named Team Southern Districts Ansett Australia

No.	Initials	Surname (In Alphabetical Order)	Penal	Assist	Goals				No.	Initials	Surname (In Alphabetical Order)	Penal	Assist	Goals				Total							
					1	2	3	4						1	2	3	4								
11	D	CAROLLA			1	1	11	4	69	N	CLARK					1	1	11	4	0					
10	C	CARROLL						0	1	S	GIBBS									0					
4	K	COCKE						0	4	H	GIRVAN									0					
28	A	CAPPALUTTI						0	17	Re	HALL									0					
25	L	HIGGINS			1	1	1	3	3	L	HANSFORD									0					
29	A	M'CORMACK			1		1	3	14	F	MOONEY									0					
36	Z	M'CORMACK			1			1	45	S	M'CALLISTER								11	2					
35	S	MENZ						3	27	R	TROTT									0					
34	R	MICHNIEWICZ						3												0					
21	M	MORRISSEY						3												0					
31	A	OSWALD						0												0					
32	J	PRZYBYISKI						0												0					
33	L	RUSSO						0												0					
					<b>Totals</b>				5	6	5	7	23												
												Time Outs		1					<b>Totals</b>		1	0	3	2	6

**Umpires Report (Womens Only)**

**Scorers**  
 1st Team: Yes  No   
 2nd Team: Yes  No

**Time Clock**  
 Yes  No

**Green Card**  
 Yes  No

**Yellow Card**  
 Yes  No

**Red Card**  
 Yes  No

**Correct Starting Time**  
 Yes  No

**Correct Uniforms**  
 1st Team: Yes  No   
 2nd Team: Yes  No

**Umpires Comments**

**Coaches' Voting**  
 Most Valuable Player:  
 1. \_\_\_\_\_  
 2. \_\_\_\_\_  
 3. \_\_\_\_\_  
 Signature: \_\_\_\_\_  
 Club: \_\_\_\_\_  
 Signature: \_\_\_\_\_  
 Club: \_\_\_\_\_



Won by Woodville  
 Signified Correct... P. Oswald  
 1st Named Team Woodville  
 2nd Named Team Southern Districts  
 Club Comments \_\_\_\_\_

Score 23 to 6  
 Umpires...  
 Referee Signature N. Clark (WT)  
 Umpire Signature Umpires all  
 White Copy to REGISTRAR Yellow Copy to UMPIRES Blue Copy to CLUB Pink Copy to PUBLICITY



Report from WOODVILLE Club



Date 20/5/2000 Grade B

Ansett Australia

1st Named Team WOODVILLE

2nd Named Team SOUTHERN DISTRICTS

No.	Initials	Surname (In Alphabetical Order)	Penal	Assist	Goals				Total	No.	Initials	Surname (In Alphabetical Order)	Penal	Assist	Goals				Total					
					1	2	3	4							1	2	3	4						
11	D	CAROZZA			1	1	1		4	69	M	CLARK				1		1		4				
10	C	CARROLL								1	S	GIBBS												
4	K	COOKE								4	H	GIRVAN												
28	A	CAPPALOTTI								17	Re	HALL												
25	L	HIGGINS			1	1	1	1	5	3	L	HANSFORD												
29	A	MCCORMACK			1			1	3	14	F	MOONEY												
36	2	MCCORMACK			1			1	3	45	S	MALLISTER												
35	S	MENZ								27	R	TROTT							1	2				
34	R	MICHNIEWICZ						1	3															
21	M	MORRISSEY						1	2															
31	A	OSWALD				1	1		5															
23	L	<del>PRZYBYLSKI</del>																						
32	J	PRZYBYLSKI																						
33	L	ROSSO																						
					<b>Totals</b>				5	6	5	7	23						<b>Totals</b>		1	3	2	6

**Umpires Report (Womens Only)**

**Scorers**  
 1st Team Yes  No   
 2nd Team Yes  No

**Time Clock**  
 Yes  No

**Green Card**  
 Yes  No

**Yellow Card**  
 Yes  No

**Red Card**  
 Yes  No

**Correct Starting Time**  
 Yes  No

**Correct Uniforms**  
 1st Team Yes  No   
 2nd Team Yes  No

**Umpires Comments**

**Coaches' Voting**  
 Most Valuable Player  
 1. K. Cooke  
 2. L. Higgins  
 3. S. Gibbs

Signature: [Signature]  
 Club: [Signature]  
 Signature: [Signature]  
 Club: [Signature]

Won by WOODVILLE  
 Signified Correct... [Signature]  
 1st Named Team [Signature]  
 2nd Named Team [Signature]  
 Club Comments \_\_\_\_\_

Umpires...  
 Referee Signature [Signature]  
 Umpire Signature [Signature]  
 White Copy to REGISTRAR Yellow Copy to UMPIRES Blue Copy to CLUB Pink Copy to PUBLICITY



Report from BRIGHTON Club



Date 20/5/00 Grade B

1st Named Team BRIGHTON

2nd Named Team Bye

Ansett Australia

No.	Initials	Surname (In Alphabetical Order)	Penal	Assist	Goals				Total	No.	Initials	Surname (In Alphabetical Order)	Penal	Assist	Goals				Total
					1	2	3	4							1	2	3	4	
1	T	CAUFIELD																	
2	L	DUNNE																	
3	K	HAKENDORF																	
4	S	HALLION																	
5	J	KLUS																	
6	K	LIERSCH																	
7	K	MCKINNON																	
8	M	MCLEOD																	
9	H	NEWBLE																	
10	K	TRYP																	
<b>Totals</b>									<b>Totals</b>										
<b>Time Outs</b>									<b>Time Outs</b>										

LACROSSE SA  
Match  
Report

BYE

### Umpires Report

*(Masters Only)*

Scorers: \_\_\_\_\_

1st Team: Yes  No

2nd Team: Yes  No

Time Clock: Yes  No

Green Card: Yes  No

Yellow Card: Yes  No

Red Card: Yes  No

Correct Starting Time: Yes  No

Correct Uniforms: Yes  No

1st Team: Yes  No

2nd Team: Yes  No

Umpire Comments: \_\_\_\_\_

Coaches' Voting: \_\_\_\_\_

1: \_\_\_\_\_

2: \_\_\_\_\_

3: \_\_\_\_\_

Signature: \_\_\_\_\_

Club: \_\_\_\_\_



Won by \_\_\_\_\_

Signified Correct... \_\_\_\_\_

1st Named Team \_\_\_\_\_

2nd Named Team \_\_\_\_\_

Club Comments \_\_\_\_\_

Score \_\_\_\_\_ to \_\_\_\_\_

Umpires... \_\_\_\_\_

Referee Signature \_\_\_\_\_

Umpire Signature \_\_\_\_\_

White Copy to REGISTRAR Yellow Copy to UMPIRES Blue Copy to CLUB Pink Copy to PUBLICITY



Report from Southern Districts Club



Date 13-5-2000 Grade Women B5 Grade

1st Named Team BRIGHTON

2nd Named Team Southern Districts

Ansett Australia

No.	Initials	Surname (In Alphabetical Order)	Penal	Assist	Goals				Total	No.	Initials	Surname (In Alphabetical Order)	Penal	Assist	Goals				Total			
					1	2	3	4							1	2	3	4				
	M	FARDONE						0	69	N	CLARK							0				
6	R	HAKENDORF			1	1	1	3	<del>1</del>	<del>S</del>	<del>STUBBS</del>							0				
9	A	HALLION			1	1	1	3	4	H	GIRVAN							1				
GOAL 7	S	HALLION						0	71	Re	HALL							0				
7	J	KLUS					1	1	3	L	HANSFORD						1	2				
17	K	LIERSCI			1			2	14	F	MOONEY	7						0				
4	K	McKINNON					1	1	45	S	McALLISTER							0				
3	M	McLEOD			1			1	<del>2</del>	<del>R</del>	<del>TROTT</del>							0				
10	B	ROBERTS			1		1	2	27	R	TROTT				1	1	1	3				
13	T	CAUFIELD																				
					<b>Totals</b>				6					<b>Totals</b>				1	2	2	1	6

**Umpires Report**  
(Umpires Only)

Scorers  
1st Team: Yes  No   
2nd Team: Yes  No

Time Clock  
Yes  No

Green Card  
Yes  No

Yellow Card  
Yes  No

Red Card  
Yes  No

Correct Starting Time  
Yes  No

Correct Uniforms  
1st Team: Yes  No   
2nd Team: Yes  No

Umpires Comments


Couche's Voting  
1st Team: Yes  No   
2nd Team: Yes  No

Signature: \_\_\_\_\_  
Date: \_\_\_\_\_



Won by BRIGHTON  
 Signified Correct...  
 1st Named Team \_\_\_\_\_  
 2nd Named Team \_\_\_\_\_  
 Club Comments \_\_\_\_\_

Score 21 to 6  
 Umpires...  
 Referee Signature L. CRADDOCK  
 Umpire Signature K. MCGLOIN  
 White Copy to REGISTRAR Yellow Copy to UMPIRES Blue Copy to CLUB Pink Copy to PUBLICITY





GROUND ONE

Report from BRIGHTON Club



Date 13/5/00 Grade E

1st Named Team BRIGHTON

2nd Named Team STH DISTRICTS

Ansett Australia

No.	Initials	Surname (In Alphabetical Order)	Penal	Assist	Goals				Total	No.	Initials	Surname (In Alphabetical Order)	Penal	Assist	Goals				Total				
					1	2	3	4							1	2	3	4					
		<del>M FARDOBE</del>								68	N	CLARK											
6	R	HAKENDORF		"	"	"	"	3			<del>S GIBBS</del>									1			
9	A	HALLION		"	"	"	"	2	4	H	GIRVAD												
<del>6</del>	S	HALLION		"	"	"	"	1	7	R	HALL									2			
7	J	KLUS		"	"	"	"	2	3	L	HANSFORD												
17	K	LIER SCH		"	"	"	"	1	14	F	MOONLEY												
4	K	MCKINNON		"	"	"	"	1	45	S	MCALUSTER									3			
3	M	MCLEOD		"	"	"	"	1	27	R	TROT												
10	B	ROBERTS		"	"	"	"	1															
13	T	CANFIELD		"	"	"	"	1															
					<b>Totals</b>				6	7	4	4	21						<b>Totals</b>	1	2	1	6

**Umpires Report (Womens Only)**

**Scorers**  
 1st Team Yes  No   
 2nd Team Yes  No

**Time Clock**  
 Yes  No

**Green Card**  
 Yes  No

**Yellow Card**  
 Yes  No

**Red Card**  
 Yes  No

**Correct Starting Time**  
 Yes  No

**Correct Uniforms**  
 1st Team Yes  No   
 2nd Team Yes  No

**Umpires Comments**

**Coachs' Voting**  
 Most Valuable Player:  
 1. B ROBERTS  
 2. R TROT  
 3. M MCLEOD

Signature: [Signature]  
 Club: SDLC

Match Report

Won by BRIGHTON  
 Signified Correct...  
 1st Named Team [Signature]  
 2nd Named Team [Signature]  
 Club Comments \_\_\_\_\_

Score 21 to 6  
 Umpires...  
 Referee Signature [Signature] (McGowan)  
 Umpire Signature [Signature]  
 White Copy to REGISTRAR Yellow Copy to UMPIRES Blue Copy to CLUB Pink Copy to PUBLICITY



Report from WOODVILLE Club



Date 13/5/2000 Grade B

1st Named Team WOODVILLE

2nd Named Team START

Ansett Australia

No.	Initials	Surname (In Alphabetical Order)	Penal	Assist	Goals				Total	No.	Initials	Surname (In Alphabetical Order)	Penal	Assist	Goals				Total											
					1	2	3	4							1	2	3	4												
11	D	CAROLLA							41	R	SMALDON																			
10	C	CARROLL							2	J	PERRE																			
<del>20</del>	<del>M</del>	<del>COLEMAN</del>							24	G	SEERY	YY																		
4	K	COOKE							25	K	SWINTON																			
28	A	CARLUTTI							3	L	LEHMANN																			
27	R	EDWARDS							31	L	MCCAULY																			
25	L	HIGGINS					1	1		K	<del>THURSTON</del>																			
29	A	M'CORMACK							8	C	MCGROIN																			
31	Z	M'CORMACK					1			K	<del>PARSONS</del>																			
34	R	MICHNIEWICZ							30	S	LORIMER																			
21	M	MORRISSEY							38	H	VOYSEY	Y						11	2											
23	L	PIOTROWSKI																												
32	J	PRZYBYLSKI																												
33	L	RUSO																												
					<b>Totals</b>				3	3	1					8						<b>Totals</b>				1	2	1	2	6

**Umpires Report**  
(Moms Only)

Scorers  
1st Team: Yes  No   
2nd Team: Yes  No

Time Clock  
Yes  No

Green Card  
Yes  No

Yellow Card  
Yes  No

Red Card  
Yes  No

Correct Starting Time  
Yes  No

Correct Uniforms  
1st Team: Yes  No   
2nd Team: Yes  No

Umpires Comments

Coaches' Voting  
Most Valuable Player

Signature: \_\_\_\_\_  
Date: \_\_\_\_\_

Won by WOODVILLE  
 Signified Correct...  
 1st Named Team P. J. Oswald  
 2nd Named Team Carroll  
 Club Comments \_\_\_\_\_

Score 8 to 6  
 Umpires...  
 Referee Signature K. Bony  
 Umpire Signature \_\_\_\_\_  
 White Copy to REGISTRAR Yellow Copy to UMPIRES Blue Copy to CLUB Pink Copy to PUBLICITY



Report from STURT Club



Date 13-05-00

Grade B

Ansett Australia

1st Named Team WOODVILLE

2nd Named Team STURT

No.	Initials	Surname (In Alphabetical Order)	Penal	Assist	Goals				Total	No.	Initials	Surname (In Alphabetical Order)	Penal	Assist	Goals				Total								
					1	2	3	4							1	2	3	4									
11	D	CAROZZA							41	R	SMALDON																
10	C	CARROLL							2	J	PERRE																
4	K	COOKE							24	S	SEELY	Y															
28	A	CAPPELLUTTI							34	K	SWINTON	Y							4								
27	R	EDWARDS							3	L	LEHMANN																
25	L	HIGGINS				1		1		V	LEHMANN																
29	A	MC CORMACK							31	L	MC CAULY																
31	Z	MC CORMACK							8	R	THURSTON																
34	R	MICHNIEWICZ							8	L	MEGLEN																
21	M	MORRISSEY								K	PALLANT																
23	L	PIOTROWSKI							32	S	WRIMER																
32	J	PRZYBYLSKI							38	N	VOYSEY	Y							2								
33	L	RUSO				1	1	1	6																		
					Totals				3	3	8						Totals				1	2	2	6			
Time Outs			1											Time Outs													

**Umpires Report (Womens Only)**

**Scorers**  
 1st Team Yes  No   
 2nd Team Yes  No

**Time Clock**  
 Yes  No

**Green Card**  
 Yes  No

**Yellow Card**  
 Yes  No

**Red Card**  
 Yes  No

**Correct Starting Time**  
 Yes  No

**Correct Uniforms**  
 1st Team Yes  No   
 2nd Team Yes  No

**Umpires Comments**

**Coachs' Voting**  
 Most Valuable Player  
 1. L. Russo  
 2. K. Swinton  
 3. J. Perre

Signature: [Signature]  
 Club: STURT

Won by WOODVILLE  
 Signified Correct... [Signature]  
 1st Named Team [Signature]  
 2nd Named Team [Signature]  
 Club Comments \_\_\_\_\_

Score 8 to 6  
 Umpires...  
 Referee Signature [Signature]  
 Umpire Signature [Signature]



White Copy to REGISTRAR Yellow Copy to UMPIRES Blue Copy to CLUB Pink Copy to PUBLICITY

Report from NTH ADELAIDE Club



Date 13.5.00 Grade B GRADE

North Adelaide Ansett Australia

1st Named Team GLENELG

2nd Named Team NORTH ADELAIDE

No.	Initials	Surname (In Alphabetical Order)	Penal	Assist	Goals				Total	No.	Initials	Surname (In Alphabetical Order)	Penal	Assist	Goals				Total	
					1	2	3	4							1	2	3	4		
									♀	10	D	GASPARI							1	1
4	S	HURN					1			3	M	HALL								1
6	M	KOEVOETS								5	A	KELLY								
15	S	KENYON						1	7	14	C	KLAWITTER				1				2
5	C	HOBBS								6	H	MAMEROW								
9	A	HILL								13	K	MALAYNIK								
10	L	MORTIMER					1	1		4	E	SCHUBERT				1				4
8	L	MCMILLAN								16	W	KILFORD						1		1
18	3	HRYCIUK								7	N	KILFORD								
3	J	SLOAN								8	S	PILKINGTON								
					<b>Totals</b> 7 5 2 5 19									<b>Totals</b> 2 2 2 3 9						
Time Outs			1				Time Outs			1				Score		19	to	9		

**Umpires Report (Womens Only)**

**Scorers**  
 1st Team: Yes  No   
 2nd Team: Yes  No

**Time Clock**  
 Yes  No

**Green Card**  
 Yes  No

**Yellow Card**  
 Yes  No

**Red Card**  
 Yes  No

**Correct Starting Time**  
 Yes  No

**Correct Uniforms**  
 1st Team: Yes  No   
 2nd Team: Yes  No

**Umpires Comments**

**Coaches' Voting**  
 Most Valuable Player:  
 1. 5 C Hobbs GLENELG  
 2. 16 W Kilford NAD  
 3. 9 A Hill GLENELG  
 Signature: [Signature]  
 Club: [Signature]  
 Signature: [Signature]  
 Club: N Adelaide



Won by GLENELG  
 Signified Correct...  
 1st Named Team \_\_\_\_\_  
 2nd Named Team North Adelaide  
 Club Comments \_\_\_\_\_

Umpires...  
 Referee Signature \_\_\_\_\_  
 Umpire Signature [Signature]  
 White Copy to REGISTRAR Yellow Copy to UMPIRES Blue Copy to CLUB Pink Copy to PUBLICITY



Report from Glenelg Club



Date 13-5-00 Grade B Grade

1st Named Team Glenelg

2nd Named Team Nth Adelaide

**Ansett Australia**

No.	Initials	Surname (In Alphabetical Order)	Penal	Assist	Goals				Total	No.	Initials	Surname (In Alphabetical Order)	Penal	Assist	Goals				Total
					1	2	3	4							1	2	3	4	
4	S	Hurn			1	1			2	10	D	Gaspari							1
6	M	Koebets					1		1	3	M	Hall							
15	S	Kenyon								5	A	Kelly							1
5	C	Hobbs			1	1			2	14	C	Klawitter							
9	A	Hille								6	H	Mancrow							2
10	L	Mantimer								13	K	Malaynic							
8	L	McMillan						1	1	4	E	Schubert							
18	C	Hnyciuk								16	W	Kilford			1	1	1		4
3	J	Sloan						1	1	7	N	Kilford							1
										8	S	Pilkington							
<b>Totals</b>					7	5	2	5	19	<b>Totals</b>					2	2	2	3	9

**Umpires Report**  
(Players Only)

Scorers  
1st Team: Yes  No   
2nd Team: Yes  No

Time Clock  
Yes  No

Green Card  
Yes  No

Yellow Card  
Yes  No

Red Card  
Yes  No

Correct Starting Time  
Yes  No

Correct Uniforms  
1st Team: Yes  No   
2nd Team: Yes  No

Umpires Comments

Couche's Voting  
1st Couche:   
2nd Couche:

Signature: \_\_\_\_\_  
Club: \_\_\_\_\_

Won by Glenelg Score 19 to 9

Signified Correct... Yes Umpires... Yes

1st Named Team H Kenyon Referee Signature \_\_\_\_\_  
2nd Named Team W Washford Umpire Signature \_\_\_\_\_

Club Comments \_\_\_\_\_

White Copy to REGISTRAR Yellow Copy to UMPIRES Blue Copy to CLUB Pink Copy to PUBLICITY



Report from Adelaide University Club



Date 13th May 2000 Grade B grade

1st Named Team F.T.P.

2nd Named Team Adelaide University

**Ansett Australia**

No.	Initials	Surname (In Alphabetical Order)	Penal	Assist	Goals				Total	No.	Initials	Surname (In Alphabetical Order)	Penal	Assist	Goals				Total				
					1	2	3	4							1	2	3	4					
9	<del>F</del>	<del>Cameron</del>							27	N	OWENS					1	1	1	4				
4	M	Hansford						1	91	M	Garner								2				
1	L	Jorgensen							6	C	White												
14	F	Krassay							3	L	Luove												
16	V	Kerr							72	A	Broadshaw								3				
5	H	Schultz							25	M	Garrick												
8	T	Senior							13	K	NAJADA												
11	P	Sharpe							10	T	Eckermann							1	3				
15	D	Smith							42	D	Hampstead												
2	E	Smyth							39	G	Peakeley												
3	O	Vials		Y					36	A	MERTHERSON								2				
<del>23</del>	<del>V</del>	<del>Vicery</del>							4	K	Haile								1				
12	N	Weeks							22	F	K. ASZG												
	<del>R</del>	<del>Donstan</del>																					
10	A	Sharpe		Y																			
					<b>Totals</b>				0	0	1	1	2						<b>Totals</b>				
Time Outs										Time Outs					<input checked="" type="checkbox"/>				5	2	3	5	15

**Umpires Report**  
(Minimum Only)

Scorers  
1st Team: Yes  No   
2nd Team: Yes  No

Time Clock  
Yes  No

Green Card  
Yes  No

Yellow Card  
Yes  No

Red Card  
Yes  No

Correct Starting Time  
Yes  No

Correct Uniforms  
1st Team: Yes  No   
2nd Team: Yes  No

Umpires Comments

Coachs Voting  
Not Applicable



Won by Adelaide Uni  
 Signified Correct...  
 1st Named Team Sharpe  
 2nd Named Team Kerr  
 Club Comments \_\_\_\_\_

Score 15 to 2  
 Umpires...  
 Referee Signature Joan  
 Umpire Signature [Signature] [Signature]  
 White Copy to REGISTRAR Yellow Copy to UMPIRES Blue Copy to CLUB Pink Copy to PUBLICITY



Report from EAST TORRENS Club



Date 13<sup>TH</sup> MAY 2000 Grade B WOMENS

1st Named Team EAST TORRENS PAYNEHAM 2nd Named Team Adelaide Uni

Ansett Australia

No.	Initials	Surname (In Alphabetical Order)	Penal	Assist	Goals				Total	No.	Initials	Surname (In Alphabetical Order)	Penal	Assist	Goals				Total				
					1	2	3	4							1	2	3	4					
9	K	CAMERON							27	N	OWENS					1			1	1	1	4	
4	M	HANSFORD						2	21	M	GORNER											2	
1	L	JORGENSEN							6	C	WHITE												
14	K	KRASSAY							3	L	LINNE												
16	V	RICCI							72	A	BROADSNOW												
5	H	SCHULZ							25	M	GORRICK					1	1	1				5	
8	T	SENIOR							13	K	NAYDA												
11	P	SHARPE							10	T	ECKERMANN												
15	D	SMITH							42	D	HANNDFORD					1				1		2	
2	E	SMYTH							39	G	PEACHEY												
3	O	VIALS							36	A	M'PHORSON					1				1		2	
23	L	VICKERY							14	K	HOLLE											1	
12	N	WEEKS							<del>22</del>	<del>F</del>	<del>KRESSZA</del>												
		<del>K DUNSTAN</del>																					
10	A	SHARPE																					
					<b>Totals</b>				-	-	1	1				<b>Totals</b>				5	3	5	15

**Umpires Report (Womens Only)**

**Scorers**  
 1st Team Yes  No   
 2nd Team Yes  No

**Time Clock**  
 Yes  No

**Green Card**  
 Yes  No

**Yellow Card**  
 Yes  No

**Red Card**  
 Yes  No

**Correct Starting**  
 Yes  No

**Correct Uniforms**  
 1st Team Yes  No   
 2nd Team Yes  No

**Umpires Comments**

**Coachs' Voting**  
 Most Valuable Player

1 \_\_\_\_\_  
 2 \_\_\_\_\_  
 3 \_\_\_\_\_  
 Signature \_\_\_\_\_  
 Club \_\_\_\_\_  
 Signature \_\_\_\_\_  
 Club \_\_\_\_\_



Won by Adelaide Uni  
 Signified Correct...  
 1st Named Team Stoye  
 2nd Named Team Stoye  
 Club Comments \_\_\_\_\_

Score 15 to 2  
 Umpires...  
 Referee Signature [Signature]  
 Umpire Signature [Signature]  
 White Copy to REGISTRAR Yellow Copy to UMPIRES Blue Copy to CLUB Pink Copy to PUBLICITY



Report from W.T. Club



Date 13.5.00 Grade B

1st Named Team W Torrens

2nd Named Team \_\_\_\_\_

**Ansett Australia**

No.	Initials	Surname (In Alphabetical Order)	Penal	Assist	Goals				Total	No.	Initials	Surname (In Alphabetical Order)	Penal	Assist	Goals				Total
					1	2	3	4							1	2	3	4	
16	M	Clark																	
18	K	Clark																	
32	V	Clark																	
35	D	Cook																	
28	C	Curran																	
40	L	Davidson																	
36	L	Hooper																	
11	K	Lane																	
3	B	Varga																	
9	S	Lane																	
24	S	Vaselli																	
7	R	Lane																	
33	S	Whitman																	
					<b>Totals</b>										<b>Totals</b>				

LACROSSE S.A.  
Match  
Report

**Umpires Report**  
(Moment Only)

Scored  
1st Team Yes  No   
2nd Team Yes  No

Time Clock  
Yes  No

Green Card  
Yes  No

Yellow Card  
Yes  No

Red Card  
Yes  No

Correct Starting Time  
Yes  No

Correct Uniforms  
1st Team Yes  No   
2nd Team Yes  No

Umpires Comments

---

Coach's Voting  
None Visible Please

Signature \_\_\_\_\_ Club \_\_\_\_\_  
Signature \_\_\_\_\_ Club \_\_\_\_\_



Won by \_\_\_\_\_ Score \_\_\_\_\_ to \_\_\_\_\_  
**Signified Correct...** Umpires...  
 1st Named Team \_\_\_\_\_ Referee Signature \_\_\_\_\_  
 2nd Named Team \_\_\_\_\_ Umpire Signature \_\_\_\_\_  
 Club Comments \_\_\_\_\_

White Copy to REGISTRAR Yellow Copy to UMPIRES Blue Copy to CLUB Pink Copy to PUBLICITY





Report from STURT Club



Date 6-5-00 Grade B

1st Named Team STURT

2nd Named Team GLENELG

Ansett Australia

No.	Initials	Surname (In Alphabetical Order)	Penal	Assist	Goals				Total	No.	Initials	Surname (In Alphabetical Order)	Penal	Assist	Goals				Total					
					1	2	3	4							1	2	3	4						
42	L	M <sup>c</sup> GLOIN								1	K	Baynes			1				2					
8	C	M <sup>c</sup> GLOIN								2	G	Hlynd			1				1					
21	J	PERRE								3	J	Sleah												
25	K	SWINTON								4	S	Horn						1	2					
24	S	SEERY								5	C	Hobbs												
11	V	LEHMANN						1		6	M	Koerveets												
12	A	PEROPAT								7	T	Toogood												
20	J	LOWN								8	L	M <sup>c</sup> Millan							1					
22	L	M <sup>c</sup> CAWLEY								9	A	Hille												
6	K	R THURSTON								10	L	Mortimer												
										11	C	Hlynduk						1	1					
										12	R	Emery						III	3					
										13	K	Morton												
										14	K	McNamara												
										15	S	Kenyon												
										17	S	Smieszde												
										18	K	Lowd												
Time Outs					1	1	Totals				1	2	3	Time Outs					Totals	5	1	3	5	14

**Umpires Report (Womens Only)**

**Scorers**  
 1st Team Yes  No   
 2nd Team Yes  No

**Time Clock**  
 Yes  No

**Green Card**  
 Yes  No

**Yellow Card**  
 Yes  No

**Red Card**  
 Yes  No

**Correct Starting Time**  
 Yes  No

**Correct Uniforms**  
 1st Team Yes  No   
 2nd Team Yes  No

**Umpires Comments**

**Coaches' Voting**  
 Most Valuable Player

1. EMERY  
 2. M. McMillan  
 3. M. Koerveets  
 Signature: [Signature]  
 Club: STURT  
 Signature: [Signature]  
 Club: GLE



Won by Glenelg  
 Signified Correct...  
 1st Named Team [Signature]  
 2nd Named Team [Signature]  
 Club Comments \_\_\_\_\_

Score 14 to 3  
 Umpires...  
 Referee Signature [Signature]  
 Umpire Signature [Signature]

White Copy to REGISTRAR Yellow Copy to UMPIRES Blue Copy to CLUB Pink Copy to PUBLICITY



Report from Glenelg Club



Date 6<sup>th</sup> May Grade B Grade

Ansett Australia

1st Named Team Sturt

2nd Named Team Glenelg

No.	Initials	Surname (In Alphabetical Order)	Penal	Assist	Goals				Total	No.	Initials	Surname (In Alphabetical Order)	Penal	Assist	Goals				Total
					1	2	3	4							1	2	3	4	
42	L	McGloin							1	K	Baynes							2	
8	C	McGloin							2	G	Hynd							1	
2	J	Perre							3	J	Sloan							-	
25	K	Swinton							4	S	Huon							2	
24	S	Serry							6	M	Kraebets								
11	V	Lehmann						1	7	T	Toogood-							1	
12	A	Paropat							8	L	Mc Millan							1	
20	J	Cann							9	A	Hille								
37	L	Mc Cauley	Y					1	10	L	Martimer							1	
6	K	Thurston							11	C	Hryciuk							3	
									12	R	Emery							1	
									13	K	Morton							1	
									14	K	Mc Namara							1	
									15	S	Kenyon								
									17	S	Shields							1	
									18	K	Lord								
									5	C	Hobbs								
Time Outs			1	1	Totals				1-2-3	Time Outs					Totals				5-1-3-5-14

**Umpires Report**  
(Whispera Only)

Incidents  
1st Team: Yes  No   
2nd Team: Yes  No

Time Clock  
Yes  No

Green Card  
Yes  No

Yellow Card  
Yes  No

Red Card  
Yes  No

Correct Starting Time  
Yes  No

Correct Uniforms  
1st Team: Yes  No   
2nd Team: Yes  No

Umpires Comments

Copied/Visited  
And Relative Field

1  
2  
3  
Signature  
Club  
Signature  
Club



Won by Glenelg  
 Signified Correct...  
 1st Named Team Sturt  
 2nd Named Team Glenelg  
 Club Comments

Score 14 to 3  
 Umpires...  
 Referee Signature K Bonney - M. Lawrence  
 Umpire Signature  
 White Copy to REGISTRAR Yellow Copy to UMPIRES Blue Copy to CLUB Pink Copy to PUBLICITY



Report from Southern Districts Club



Date 6-5-2000 Grade B Women

1st Named Team West Torrens

2nd Named Team Southern Districts Ansett Australia

No.	Initials	Surname (In Alphabetical Order)	Penal	Assist	Goals				Total	No.	Initials	Surname (In Alphabetical Order)	Penal	Assist	Goals				Total						
					1	2	3	4							1	2	3	4							
18	K	CLARK			1		11		3	69	N	CLARK							0						
32	V	CLARK							0	1	S	GIBBS			11	1111	1		7						
38	D	COOK				11	1		3	4	H	GIRVAN							0						
28	C	CURRAN						1	1	7	Re	HALL							0						
40	L	DAVIDSON					1		1	17	L	HANSFORD							0						
24	S	HOOPER VASELLI							0	14	F	MOONEY							0						
36	L	HOOPER			1				1	45	S	MCALLISTER							0						
11	K	LANE							0	15	N	TROTT			1				1						
14	KJ	LANE							0	27	Re	TROTT						1	1						
37	R	LANE							0																
17	J	SHEPHERD			11	1	111		7																
37	A	SPRACER							0																
6	K	SULLIVAN							0																
29	L	SULLIVAN		4		3			0																
33	S	WHATMAN							0																
					<b>Totals</b>					4	3	5	4	16						<b>Totals</b>	3	3	1	2	9
Time Outs					-					1						Time Outs					-				

**Umpires Report**  
(Umpires Only)

Score: \_\_\_\_\_

1st Team: Yes  No

2nd Team: Yes  No

Time Clock: Yes  No

Green Card: Yes  No

Yellow Card: Yes  No

Red Card: Yes  No

Correct Starting Time: Yes  No

Correct Uniforms: Yes  No

Umpire Comments: \_\_\_\_\_

Coaches' Voting: \_\_\_\_\_

Signature: \_\_\_\_\_

Club: \_\_\_\_\_



Won by West Torrens

Score 16 to 9

Signified Correct... [Signature]

Umpires... [Signature]

Referee Signature [Signature]

Umpire Signature [Signature]

1st Named Team [Signature]

2nd Named Team [Signature]

Club Comments \_\_\_\_\_

White Copy to REGISTRAR Yellow Copy to UMPIRES Blue Copy to CLUB Pink Copy to PUBLICITY



Report from West Torrens Club



Date 1.5.2000

Grade B. Women

1st Named Team West Torrens

2nd Named Team Southern Districts

Ansett Australia

No.	Initials	Surname (In Alphabetical Order)	Penal	Assist	Goals				Total	No.	Initials	Surname (In Alphabetical Order)	Penal	Assist	Goals				Total
					1	2	3	4							1	2	3	4	
18	K	Clark.			1		11	3	69	N	Clark.							0	
32	V	Clark.						0	1	S	Gibb.				1	1	1	7	
38	D	Cook				11	1	3	4	H	Girvan							0	
28	C	Curren					1	1	71	R	Hall							6	
40	L	Davidson					1	1	17	L	Hansford							6	
24	S	<del>Hooper</del> VASELLI						0	14	F	Mooney							0	
36	L	Hooper.		1				1	25	S	M <sup>c</sup> Allister							0	
11	K	Lane.						0	15	N	Trett			1				1	
14	KI	Lane						0	27	Re	Trett						1	1	
7	R	Lane.						0											
17	J	Shepherd.				11	1	11											
37	A	Spencer.						0											
6	K	Sullivan.						0											
29	L	Sullivan.		1				0											
33	S	Whatman.						0											
					<b>Totals</b> 4 3 5 4 16									<b>Totals</b> 3 3 1 2 9					
Time Outs		-	1																

**Umpires Report (Womens Only)**

**Scorers**  
 1st Team Yes  No   
 2nd Team Yes  No

**Time Clock**  
 Yes  No

**Green Card**  
 Yes  No

**Yellow Card**  
 Yes  No

**Red Card**  
 Yes  No

**Correct Starting Time**  
 Yes  No

**Correct Uniforms**  
 1st Team Yes  No   
 2nd Team Yes  No

**Umpires Comments**

**Coachs' Voting**  
 Most Valuable Player  
 1. J. Shepherd  
 2. R. Trett  
 3. L. Davidson  
 Signature: \_\_\_\_\_  
 Club: \_\_\_\_\_  
 Signature: \_\_\_\_\_  
 Club: \_\_\_\_\_



Won by West Torrens  
 Signified Correct...  
 1st Named Team R. Shepherd  
 2nd Named Team N.T.  
 Club Comments \_\_\_\_\_

Score 16 to 9  
 Umpires... R. COOPER G.L.C.  
 Referee Signature K. Hooper  
 Umpire Signature Sum Hooper  
 White Copy to REGISTRAR Yellow Copy to UMPIRES Blue Copy to CLUB Pink Copy to PUBLICITY



Report from Brighton Club



Date 6/5/00 Grade B

1st Named Team BRIGHTON

2nd Named Team NORTH ADELAIDE

Ansett Australia

No.	Initials	Surname (In Alphabetical Order)	Penal	Assist	Goals				Total	No.	Initials	Surname (In Alphabetical Order)	Penal	Assist	Goals				Total							
					1	2	3	4							1	2	3	4								
9	A	HALLION			1				1	10	D	GASPARI														
14	S	HALLION								3	M	HALL	6													
6	R	HARENDORF								5	A	KELLY														
13	T	CAVFIELD								15	K	KELWITER														
5	C	MAGOR							4	16	N	KILFORD														
3	M	MCLEOD							2	87	S	PILKINGTON														
17	K	LIERSCH							2	68	H	MAMEROW														
11	K	TAPP							1	136	K	MAZAYNIC														
		<del>M. FARROWE</del>								2	K	IRAN														
7	J	KLUS								11	K	SEATON														
4	E	HILL							7	7	N	KILFORD														
8	H	NIELSON																								
					<b>Totals</b> 8				3	8	5	24						<b>Totals</b> 11					1	1	1	4

**Umpires Report (Womens Only)**

**Scorers**  
 1st Team Yes  No   
 2nd Team Yes  No

**Time Clock**  
 Yes  No

**Green Card**  
 Yes  No

**Yellow Card**  
 Yes  No

**Red Card**  
 Yes  No

**Correct Starting Time**  
 Yes  No

**Correct Uniforms**  
 1st Team Yes  No   
 2nd Team Yes  No

**Umpires Comments**

**Coachs' Voting**  
 Most Valuable Player:  
 1. K. KLUS  
 2. T. CAVFIELD  
 3. J. TAPP  
 Signature: [Signature]  
 Club: SA  
 Signature: [Signature]  
 Club: N Adelaide



Won by BRIGHTON  
 Signified Correct...  
 1st Named Team [Signature]  
 2nd Named Team [Signature]  
 Club Comments \_\_\_\_\_

Score 24 to 4  
 Umpires...  
 Referee Signature [Signature]  
 Umpire Signature [Signature]  
 Write Copy to REGISTRAR Yellow Copy to UMPIRES Blue Copy to CLUB Pink Copy to PUBLICITY



Report from Nth Adelaide Club



Date 6.5.02 Grade B

1st Named Team Brighton

2nd Named Team Nth Adelaide

Ansett Australia

No.	Initials	Surname (In Alphabetical Order)	Penal	Assist	Goals				Total	No.	Initials	Surname (In Alphabetical Order)	Penal	Assist	Goals				Total								
					1	2	3	4							1	2	3	4									
9	A	Halloran			11		11		4	10	D	Gaspari			1				1								
14	S	Halloran								3	M	Hall															
6	R	Hakendampf			1	1	1	1	4	5	A	Hilly															
13	T	Campfield								15	K	Hewitter															
5	C	Magor			11		1		4	16	W	Ward															
3	M	McLeod						11	2	7	N	Hillford						1	1								
17	K	Kiersch				11			2	8	S	Pilington															
11	K	Lapp					1	1		6	H	Mamcar				1	1		2								
		<del>M. Kiersch</del>								13	K	Malagani															
7	J	Klus								2	K	Ken															
14	E	Hill			11	11			6	11	K	Scaton															
8	H	Nielson																									
					<b>Totals</b>				8	3	8	5	24						<b>Totals</b>					1	1	1	4

**Umpires Report**  
(Masters Only)

Scorers  
1st Team Yes  No   
2nd Team Yes  No

Time Clock  
Yes  No

Green Card  
Yes  No

Yellow Card  
Yes  No

Red Card  
Yes  No

Correct Starting Time  
Yes  No

Correct Uniforms  
1st Team Yes  No   
2nd Team Yes  No

Umpire Comments

Coaches' Voting  
(After 15 minutes play)

1.  Brighton  
2.  Nth Adelaide  
3.  Ansett  
4.  Other

Signature: \_\_\_\_\_  
Signature: \_\_\_\_\_  
Signature: \_\_\_\_\_  
Signature: \_\_\_\_\_



Won by Brighton  
 Signified Correct...  
 1st Named Team W. Hakendampf  
 2nd Named Team W. Hill  
 Club Comments \_\_\_\_\_

Score 24 to 4  
 Umpires...  
 Referee Signature [Signature]  
 Umpire Signature [Signature] [Signature]  
 White Copy to REGISTRAR Yellow Copy to UMPIRES Blue Copy to CLUB Pink Copy to PUBLICITY



Report from WOODVILLE Club



Date 6/5/2000 Grade B

1st Named Team WOODVILLE

2nd Named Team ADELAIDE UNIVERSITY

Ansett Australia

No.	Initials	Surname (In Alphabetical Order)	Penal	Assist	Goals				Total	No.	Initials	Surname (In Alphabetical Order)	Penal	Assist	Goals				Total	
					1	2	3	4							1	2	3	4		
11	D	CAROLLA								13	K	NAYDA								
10	E	CARROLL								36	A	MCPHERSON								
20	M	COLLINS								72	A	BREDSMAN								
4	K	COOKE								25	M	COORICK								
28	S	CROCKETT								6	C	WHITE								
27	R	EDWARDS								3	L	LIINVE								
25	L	HICINS								10	T	EKKERMANN								
23	R	HOGAN								39	E	PEACHY								
29	A	MCCORMACK								82	D	HANNAPPEL								
28	Z	MCCORMACK								14	K	MOILE								
35	S	MENZ								91	M	EARNER								
34	R	MICHNIEWICZ								22	T	KULESLA								
21	M	MORRISSEY								27	N	OWENS								
31	A	OSWALD																		
32	J	PRZYBYLSKI																		
33	L	RUSSO																		
<b>Totals</b> - 3 1 1 5									<b>Totals</b> 2 2 3 4 11											
Time Outs									Time Outs											

**Umpires Report (Womens Only)**

**Scorers**  
 1st Team Yes  No   
 2nd Team Yes  No

**Time Clock**  
 Yes  No

**Green Card**  
 Yes  No

**Yellow Card**  
 Yes  No

**Red Card**  
 Yes  No

**Correct Starting Time**  
 Yes  No

**Correct Uniforms**  
 1st Team Yes  No   
 2nd Team Yes  No

**Umpires Comments**

**Coachs' Voting**  
 Most Valuable Player

1 \_\_\_\_\_  
 2 \_\_\_\_\_  
 3 \_\_\_\_\_

Signature \_\_\_\_\_  
 Club \_\_\_\_\_  
 Signature \_\_\_\_\_  
 Club \_\_\_\_\_

Won by ADELAIDE UNI  
 Signified Correct...  
 1st Named Team P. Oswald  
 2nd Named Team \_\_\_\_\_  
 Club Comments \_\_\_\_\_

Score 11 to 5  
 Umpires...  
 Referee Signature \_\_\_\_\_  
 Umpire Signature \_\_\_\_\_  
 White Copy to REGISTRAR Yellow Copy to UMPIRES Blue Copy to CLUB Pink Copy to PUBLICITY



Report from Adelaide Uni Club



Date 6th May 2000 Grade B grade

1st Named Team Woodville

2nd Named Team Adelaide University

**Ansett Australia**

No.	Initials	Surname (In Alphabetical Order)	Penal	Assist	Goals				Total	No.	Initials	Surname (In Alphabetical Order)	Penal	Assist	Goals				Total
					1	2	3	4							1	2	3	4	
11	D	CAROLZA							13	IC	NAYDA								
10	C	CARROLL							36	A	MCPHERSON			1		1		2	
20	M	COLLINS							72	A	BRADSTIAN								
4	K	COOKE			1			1	25	M	GORRICK								
27	R	EDWARDS							6	C	WHITE				1		1	2	
25	L	HIGGINS							3	L	Linne								
29	A	MC CORMACK							10	T	ECKERMAN								
28	2	MC CORMACK							39	G	Peckey								
35	S	MENZ							42	D	HANNAFORD			1				1	
34	R	MICHNIEWICZ							14	K	Hoile						1	1	
21	M	MORRISSEY							91	M	GARDNER								
31	A	OSWALD							22	T	KUPFER								
32	J	PRZYBYLSKI							27	N	OWENS					1	1	1	5
33	L	RUSSE				1	1	1	4										
<b>Report</b>																			
Time Outs			<b>Totals</b> - 3 1 1 5						Time Outs			<b>Totals</b> 2 2 3 4 11							

Umpires Report (Women's Only)			
Scored	Yes	No	
Time Clock	Yes	No	
Green Card	Yes	No	
Yellow Card	Yes	No	
Red Card	Yes	No	
Correct Starting Time	Yes	No	
Correct Uniforms	Yes	No	
Umpire Comments			
Coach's Voting			



Won by ADELAIDE UNIVERSITY  
 Signified Correct...  
 1st Named Team [Signature]  
 2nd Named Team [Signature]  
 Club Comments \_\_\_\_\_

Score 11 to 5  
 Umpires...  
 Referee Signature [Signature] BUC.  
 Umpire Signature [Signature] NT  
 White Copy to REGISTRAR Yellow Copy to UMPIRES Blue Copy to CLUB Pink Copy to PUBLICITY





No.	Initials	Surname (In Alphabetical Order)	Penal	Assist	Goals				Total	No.	Initials	Surname (In Alphabetical Order)	Penal	Assist	Goals				Total
					1	2	3	4							1	2	3	4	
9	K	CAMERON																	
4	M	HANSFORD																	
1	L	JORGENSEN																	
14	K	KRASSKY																	
16	V	RICCI																	
5	S	SCHULZ																	
8	T	SCHEER																	
11	P	SHARPE																	
15	D	SMITH																	
10	O	VALIS																	
23	L	VICKERY																	
12	N	WEEKS																	
Time Outs			Totals			Time Outs			Totals										

### Umpires Report

*(Minimum Data)*

Scoring  
 1st Team: Yes  No   
 2nd Team: Yes  No

Time Clock  
 Yes  No

Green Card  
 Yes  No

Yellow Card  
 Yes  No

Red Card  
 Yes  No

Correct Starting Time  
 Yes  No


Correct Uniforms  
 1st Team: Yes  No   
 2nd Team: Yes  No

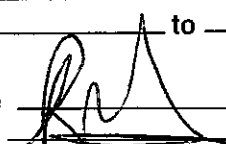
Umpires Comments  
 \_\_\_\_\_

Coaches Voting  
 1st: \_\_\_\_\_  
 2nd: \_\_\_\_\_  
 3rd: \_\_\_\_\_  
 Club: \_\_\_\_\_

LACROSSE S.A.  
Match  
Report



Won by HTP  
 Signified Correct...   
 1st Named Team \_\_\_\_\_  
 2nd Named Team \_\_\_\_\_  
 Club Comments \_\_\_\_\_

Score \_\_\_\_\_ to \_\_\_\_\_  
 Umpires...  
 Referee Signature   
 Umpire Signature \_\_\_\_\_  
 White Copy to REGISTRAR Yellow Copy to UMPIRES Blue Copy to CLUB Pink Copy to PUBLICITY



Report from NTH Adelaide Club



Date 29/4/2000 Grade B

1st Named Team North Adelaide 2nd Named Team Adelaide University

Ansett Australia

No.	Initials	Surname (In Alphabetical Order)	Penal	Assist	Goals				Total	No.	Initials	Surname (In Alphabetical Order)	Penal	Assist	Goals				Total
					1	2	3	4							1	2	3	4	
3	M	HALL							13	K	NAYDA								
5	A	KELLY							22	T	KULESZA								
7	N	KILFORD							<del>24</del>	N	OWENS	6							
16	W	KILFORD							73	K	ALLEN								
13	K	MALAYNIC							6	C	WHITE								
6	H	MAMEROW							72	A	BRADSHAW								
11	K	SEATON							10	T	ECKERMANN								
15	K	KHAWITTER							25	M	GORRICK								
10	D	GASPARI							39	G	PEACHEY								
8	S	PILKINGTON							42	D	HANNAFORD								
<div style="border: 1px solid black; width: 100%; height: 100%; transform: rotate(45deg); opacity: 0.5; display: flex; align-items: center; justify-content: center;"> <h1 style="font-size: 4em; margin: 0;">Report</h1> </div>																			
Time Outs									Time Outs										
Totals - 1 2 1 4									Totals 7 5 3 2 17										

**Umpires Report (Womens Only)**

**Scorers**  
 1st Team Yes  No   
 2nd Team Yes  No

**Time Clock**  
 Yes  No

**Green Card**  
 Yes  No

**Yellow Card**  
 Yes  No

**Red Card**  
 Yes  No

**Correct Starting Time**  
 Yes  No

**Correct Uniforms**  
 1st Team Yes  No   
 2nd Team Yes  No

**Umpires Comments**

---

**Coachs' Voting**  
 Most Valuable Player  
 1) GORRICK  
 2) SEATON  
 3) KILFORD  
 Signature: [Signature]  
 Club: NTH  
 Signature: [Signature]  
 Club: Adelaide Uni



Won by Adelaide Uni  
 Signified Correct...  
 1st Named Team N. Mansland  
 2nd Named Team [Signature]  
 Club Comments \_\_\_\_\_

Score 17 to 4  
 Umpires...  
 Referee Signature [Signature]  
 Umpire Signature [Signature]  
 White Copy to REGISTRAR Yellow Copy to UMPIRES Blue Copy to CLUB Pink Copy to PUBLICITY



Report from Adelaide Uni Club



Date 29th April 2000 Grade B grade

1st Named Team Nth Adelaide

2nd Named Team Adelaide University

**Ansett Australia**

No.	Initials	Surname (In Alphabetical Order)	Penal	Assist	Goals				Total	No.	Initials	Surname (In Alphabetical Order)	Penal	Assist	Goals				Total
					1	2	3	4							1	2	3	4	
3	M	HALL							13	K	NAVDA								
5	A	KELLY							22	T	KULESZA								
16	W	KILFORD							23	N	OWENS	4							4
13	K	MALAYNIC							73	K	ALLEN								
6	H	MAMEROW							6	C	WHITE								
11	K	SEATON							72	A	BRADSHAW								
15	K	KLAWITTER							10	T	ECKERMANN								
10	D	CASPARI							25	M	GORRICK								7
8	S	PILKINGTON							30	G	REACHEY								
7	N	Kilford							42	D	HANNAFORD								10
Totals 0 1 2 1 4									Totals 7 5 3 2 17										

**Umpires Report (Womens Only)**

**Scorers**  
 1st Team Yes  No   
 2nd Team Yes  No

**Time Clock**  
 Yes  No

**Green Card**  
 Yes  No

**Yellow Card**  
 Yes  No

**Red Card**  
 Yes  No

**Correct Starting Time**  
 Yes  No

**Correct Uniforms**  
 1st Team Yes  No   
 2nd Team Yes  No

**Umpires Comments**

**Coachs' Voting**  
 Most Valuable Player  
 1. M GORRICK (S)  
 2. K SEATON (S)  
 3. W KILFORD (S)  
 Signature: [Signature]  
 Club: Adelaide University  
 Signature: [Signature]  
 Club: Nth Adelaide

Won by UNIVERSITY  
 Signified Correct...  
 1st Named Team Nth Adelaide  
 2nd Named Team Adelaide University  
 Club Comments \_\_\_\_\_

Score 17 to 4  
 Umpires...  
 Referee Signature [Signature]  
 Umpire Signature [Signature]  
 Write Copy to REGISTRAR Yellow Copy to UMPIRES Blue Copy to CLUB Pink Copy to PUBLICITY



Report from EAST TORRENS Club



Date 29<sup>TH</sup> APRIL 2000 Grade B WOMENS

1st Named Team BRIGHTON

2nd Named Team EAST TORRENS

Ansett Australia

No.	Initials	Surname (In Alphabetical Order)	Penal	Assist	Goals				Total	No.	Initials	Surname (In Alphabetical Order)	Penal	Assist	Goals				Total										
					1	2	3	4							1	2	3	4											
1	K	TAPP								K	DUNSTAN																		
9	A	HALLION							3	1	L	JORGENSEN									1								
3	S	HALLION								14	K	KRASSAY																	
5	C	MAGOR							10	5	H	SCHULZ									2								
7	J	KLUS								8	T	SENEOR																	
2	H	NEWBLE							1	10	A	SHARPE									2								
6	R	HAKENDORF							1	15	D	SMITH.																	
8	M	M'LEOD								2	E	SMYTH																	
		M FARDONE								3	O	VEALS									5								
		A JAENSCH								23	L	VICKERY																	
		S JAENSCH								<del>13</del>	<del>K</del>	<del>LEICESTER</del>																	
	(8)									12	N	WEERS.																	
										34	V	RICCI																	
										4	M	HANSFORD									4								
					Totals					5	2	3	5	15						Totals					5	4	3	2	14

**Umpires Report (Womens Only)**

**Scorers**  
 1st Team Yes  No   
 2nd Team Yes  No

**Time Clock**  
 Yes  No

**Green Card**  
 Yes  No

**Yellow Card**  
 Yes  No

**Red Card**  
 Yes  No

**Correct Starting Time**  
 Yes  No

**Correct Uniforms**  
 1st Team Yes  No   
 2nd Team Yes  No

**Umpires Comments**

**Coachs' Voting Most Valuable Player**  
 1 \_\_\_\_\_  
 2 \_\_\_\_\_  
 3 \_\_\_\_\_

Signature: \_\_\_\_\_  
 Club: \_\_\_\_\_  
 Signature: \_\_\_\_\_  
 Club: \_\_\_\_\_



Won by BRIGHTON  
 Signified Correct...  
 1st Named Team [Signature]  
 2nd Named Team [Signature]  
 Club Comments \_\_\_\_\_

Score 15 to 14  
 Umpires...  
 Referee Signature [Signature]  
 Umpire Signature [Signature]  
 White Copy to REGISTRAR Yellow Copy to UMPIRES Blue Copy to CLUB Pink Copy to PUBLICITY



Report from BRIGHTON Club



Date 29/4/00 Grade B

1st Named Team BRIGHTON

2nd Named Team ETP

Ansett Australia

No.	Initials	Surname (In Alphabetical Order)	Penal	Assist	Goals				Total	No.	Initials	Surname (In Alphabetical Order)	Penal	Assist	Goals				Total												
					1	2	3	4							1	2	3	4													
1	K	TAPP									<del>K</del> DUNSTAN																				
9	A	HALLION				1			1		L	JORGENSEN																			
3	S	HALLION									K	KRASSAY																			
5	C	MAGOR									S	H SCHULZ																			
7	J	KLUS									T	SENIOR																			
2	H	NEWBLE									10	A	SHARPE																		
6	R	HAKENDORF									15	D	SMITH																		
8	M	MCLEOD									2	E	SMYTH																		
		<del>K LTERSCH</del>									3	O	VIALS																		
		<del>M FARDONE</del>									23	L	VICKERY																		
		<del>A JAENSCH</del>									<del>13</del> K	<del>LEICESTER</del>																			
		<del>S JAENSCH</del>									12	N	NEEKS																		
											34	V	RICCI																		
											9	M	HANSFORD																		
Time Outs					1	Totals					5	2	3	5	15	Time Outs					1	Totals					5	4	3	2	14

**Umpires Report (Womens Only)**

**Scorers**  
 1st Team Yes  No   
 2nd Team Yes  No

**Time Clock**  
 Yes  No

**Green Card**  
 Yes  No

**Yellow Card**  
 Yes  No

**Red Card**  
 Yes  No

**Correct Starting Time**  
 Yes  No

**Correct Uniforms**  
 1st Team Yes  No   
 2nd Team Yes  No

**Umpires Comments**

**Coachs' Voting**  
 Most Valuable Player  
 1 S C MAGOR BTR  
 23 O VIALS BTR  
 32 H NEWBLE BTR

Signature \_\_\_\_\_  
 Club \_\_\_\_\_  
 Signature \_\_\_\_\_  
 Club \_\_\_\_\_



Won by BRIGHTON  
 Signified Correct...  
 1st Named Team [Signature]  
 2nd Named Team [Signature]  
 Club Comments \_\_\_\_\_

Score 15 to 14  
 Umpires...  
 Referee Signature [Signature]  
 Umpire Signature [Signature]  
 White Copy to REGISTRAR Yellow Copy to UMPIRES Blue Copy to CLUB



Report from WOODVILLE Club



Date 29/4/2000 Grade B GRADE

1st Named Team WOODVILLE

2nd Named Team WEST TORRENS

Ansett Australia

No.	Initials	Surname (In Alphabetical Order)	Penal	Assist	Goals				Total	No.	Initials	Surname (In Alphabetical Order)	Penal	Assist	Goals				Total
					1	2	3	4							1	2	3	4	
11	D	CAROZZA				1		1	22	V	CLARKE								
10	C	CARROLL							40	L	DAVIDSON								
20	M	COLLINS		1				1	11	K	LANE				1				2
27	R	EDWARDS							19	KJ	LANE								
25	L	HILLINS				1		3	7	R	LANE								
13	R	HUNT							9	S	LANE								
29	A	MCCORMACK							17	J	SHEPHERD				1				3
31	Z	MCCORMACK							3	B	VARGA								
35	S	MENZ																	
34	R	MICHNIEWICZ					1	1											
21	M	MORRISSET																	
32	J	PRZYBYLSKI																	
33	Z	RUSSO			1		1	1	4										
<div style="border: 1px solid black; border-radius: 50%; width: 40px; height: 40px; display: flex; align-items: center; justify-content: center; margin: 0 auto;"> <span style="font-size: 24px; font-weight: bold;">72</span> </div>									<div style="border: 1px solid black; border-radius: 50%; width: 40px; height: 40px; display: flex; align-items: center; justify-content: center; margin: 0 auto;"> <span style="font-size: 24px; font-weight: bold;">7</span> </div>										
<b>Totals</b> 4 - 3 3 10									<b>Totals</b> - 3 2 - 5										

**Umpires Report**  
(Mandatory Only)

1st Team: Yes  No

2nd Team: Yes  No

Time Clock: Yes  No

Green Card: Yes  No

Yellow Card: Yes  No

Red Card: Yes  No

Correct Starting Time: Yes  No

Correct Endtime: Yes  No

Umpire Comments:

Coach's Voting: Yes  No

1. \_\_\_\_\_

2. \_\_\_\_\_

3. \_\_\_\_\_

Signature: \_\_\_\_\_

Date: \_\_\_\_\_



Won by WOODVILLE

Signified Correct... P.J. Oswald

1st Named Team P.J. Oswald

2nd Named Team A. Shepherd

Club Comments \_\_\_\_\_

Score 10 to 5

Umpires... [Signature]

Referee Signature \_\_\_\_\_

Umpire Signature \_\_\_\_\_

White Copy to REGISTRAR Yellow Copy to UMPIRES Blue Copy to CLUB Pink Copy to PUBLICITY



Report from West Torrens Club



Date 29.4.2000 Grade B

1st Named Team Woodville

2nd Named Team West Torrens

Ansett Australia

No.	Initials	Surname (In Alphabetical Order)	Penal	Assist	Goals				Total	No.	Initials	Surname (In Alphabetical Order)	Penal	Assist	Goals				Total					
					1	2	3	4							1	2	3	4						
11	D	Carozze					1		1	32	V	Clarke												
10	C	Carolle								40	L	Davidson												
20	M	Collins					1		1	11	K	Lane												
27	R	Edwards								17	KJ	Lane												
25	L	Higgins					1		3	7	R	Lane												
13	R	Hunt								9	S	Lane												
20	A	McCormack								17	J	Shepherd												
31	Z	McCormack								3	B	Vanya												
35	S	Menz																						
34	R	Michnewicz						1	1	8														
21	M	Morrissey																						
32	J	Przybyrski																						
33	L	Russo						1	1	4														
(12)																								
					Totals					4	-	3	3	10	Totals					-	3	2	-	5

**Umpires Report (Womens Only)**

**Scorers**  
 1st Team: Yes  No   
 2nd Team: Yes  No

**Time Clock**  
 Yes  No

**Green Card**  
 Yes  No

**Yellow Card**  
 Yes  No

**Red Card**  
 Yes  No

**Correct Starting Time**  
 Yes  No

**Correct Uniforms**  
 1st Team: Yes  No   
 2nd Team: Yes  No

**Umpires Comments**

**Coachs' Voting**  
 Most Valuable Player  
 1  J. Shepherd  
 2  L. Russo  
 3  R. Edwards

Signature: \_\_\_\_\_  
 Club: WTT  
 Signature: \_\_\_\_\_  
 Club: WTT



Won by Woodville

Signed Correct...  
 1st Named Team [Signature]  
 2nd Named Team [Signature]  
 Club Comments \_\_\_\_\_

Score 10 to 5

Umpires...  
 Referee Signature \_\_\_\_\_  
 Umpire Signature \_\_\_\_\_  
 Write Copy to REGISTRAR Yellow Copy to UMPIRES Blue Copy to CLUB Pink Copy to PUBLICITY







Date 29-4-2000 Grade B Women

Ansett Australia

South Australia Southern Districts 2nd Named Team



Report from Southern Districts Club

1st Named Team GLENELG

**Umpires Report (Women's Only)**

**Scorers**  
 1st Team Yes  No   
 2nd Team Yes  No

**Time Clock**  
 Yes  No

**Green Card**  
 Yes  No

**Yellow Card**  
 Yes  No

**Red Card**  
 Yes  No

**Correct Starting Time**  
 Yes  No

**Correct Uniforms**  
 1st Team Yes  No   
 2nd Team Yes  No

**Umpires Comments**

**Coachs Voting**  
 Most Valuable Player

1  
2  
3  
Signature  
Club  
Signature  
Club

No. Initials	Surname (In Alphabetical Order)	Penal Assist	Goals				Total	No. Initials	Surname (In Alphabetical Order)	Penal Assist	Goals				Total
			1	2	3	4					1	2	3	4	
69	N CLARK						1	S GIBBS							
							17	L THURSTON							
							3	F MCGARY							
							45	S ASPHALISTER							
							27	Re TROTT							
<p>Report for FILE</p>															
<p>Match</p>															
<p>Report</p>															
<p>Totals</p>															
<p>Time Outs</p>															
<p>Totals</p>															
<p>Time Outs</p>															
<p>Totals</p>															

Won by Glenelg Signified Correct...

Score \_\_\_\_\_ to \_\_\_\_\_


Umpires... \_\_\_\_\_

Referee Signature \_\_\_\_\_

2nd Named Team \_\_\_\_\_

Club Comments \_\_\_\_\_

Write copy to REGISTRAR Yellow Copy to UMPIRES Blue Copy to CLUB Pink Copy to PUBLICITY



Report from STURT Club



Date 29/4/2000 Grade B-GRADE

1st Named Team STURT

2nd Named Team BYE

Ansett Australia

No.	Initials	Surname (In Alphabetical Order)	Penal	Assist	Goals				Total	No.	Initials	Surname (In Alphabetical Order)	Penal	Assist	Goals				Total					
					1	2	3	4							1	2	3	4						
	N	VOYSEY																						
	L	MCGLOIN																						
	C	MCGLOIN																						
	K	SMITH																						
	J	PERRE																						
	S	SEERY																						
	L	MCCAULEY																						
	J	CONN																						
	A	POROPAT																						
	L	LEHMAN																						
	V	LEHMAN																						
Time Outs			Totals							Time Outs			Totals											

**Umpires Report**  
(Nonmens Only)

**Scorers**  
1st Team Yes  No   
2nd Team Yes  No

**Time Clock**  
Yes  No

**Green Card**  
Yes  No

**Yellow Card**  
Yes  No

**Red Card**  
Yes  No

**Correct Starting Time**  
Yes  No

**Correct Uniforms**  
1st Team Yes  No   
2nd Team Yes  No

**Umpires Comments**

---

**Coachs' Voting**  
Most Valuable Player

1 \_\_\_\_\_  
2 \_\_\_\_\_  
3 \_\_\_\_\_

Signature \_\_\_\_\_  
Club \_\_\_\_\_  
Signature \_\_\_\_\_  
Club \_\_\_\_\_



Won by \_\_\_\_\_ Score \_\_\_\_\_ to \_\_\_\_\_  
**Signified Correct...**  
 1st Named Team \_\_\_\_\_  
 2nd Named Team \_\_\_\_\_  
 Club Comments \_\_\_\_\_

Umpires...  
 Referee Signature \_\_\_\_\_  
 Umpire Signature \_\_\_\_\_

White Copy to REGISTRAR Yellow Copy to UMPIRES Blue Copy to CLUB Pink Copy to PUBLICITY



Report from BRIGHTON Club



Date 8/9/00

Grade B

Ansett Australia

1st Named Team BRIGHTON

2nd Named Team WEST TORRENS

No.	Initials	Surname (In Alphabetical Order)	Penal	Assist	Goals				Total	No.	Initials	Surname (In Alphabetical Order)	Penal	Assist	Goals				Total								
					1	2	3	4							1	2	3	4									
9	A	Hallion			'	'	'		3	38	D	COOK					"	"			3						
3	S	Hallion								18	K	CLARK															
1	K	Liersch								14	K	LANE															
6	R	Hakendorf							1	11	K	LANE															
5	C	Majer			"	"	"	"	7	32	V	CLARK															
7	J	Kius								40	L	DAVIDSON									1						
14	D	Ross			'	'	'	'	4	7	R	LANE															
10	M	Fardone							4	33	S	NATHAN															
	<del>M</del>	<del>Spencer</del>								6	K	SULLIVAN									1						
8	M	McLeod								29	L	SULLIVAN															
	<del>H</del>	<del>Newbie</del>								12	S	FELMIND				"	"				3						
										2	S	CHEERS									1						
										3	B	VAREA															
<b>Totals</b>									6	5	4	6	21	<b>Totals</b>									2	2	3	2	9

**Umpires Report**  
(Minimum Daily)

**Scoring**  
1st Team: Yes  No   
2nd Team: Yes  No

**Time Clock**  
Yes  No

**Green Card**  
Yes  No

**Yellow Card**  
Yes  No

**Red Card**  
Yes  No

**Correct Starting Time**  
Yes  No

**Correct Uniforms**  
1st Team: Yes  No   
2nd Team: Yes  No

**Umpires Comments**

**Coachs Voting**  
1st Umpire:   
2nd Umpire:   
3rd Umpire:

Won by BRIGHTON  
**Signified Correct** [Signature] (Brighton)  
 1st Named Team [Signature]  
 2nd Named Team [Signature]  
 Club Comments \_\_\_\_\_

Score 21 to 9  
**Umpires...**  
 Referee Signature [Signature]  
 Umpire Signature [Signature] [Signature] SLG  
 White Copy to REGISTRAR Yellow Copy to UMPIRES Blue Copy to CLUB Pink Copy to PUBLICITY



Report from W. TORRENS Club



Date 8.4.00 Grade B

1st Named Team BRIGHTON

2nd Named Team WEST TORRENS

Ansett Australia

No.	Initials	Surname (In Alphabetical Order)	Penal	Assist	Goals				Total	No.	Initials	Surname (In Alphabetical Order)	Penal	Assist	Goals				Total									
					1	2	3	4							1	2	3	4										
9	A	HALLION				1			3	38	D	Doak																
3	S	HALLION								18	K	Gark										3						
1	K	LIERECH						2		14	K	Lane																
6	R	HAKENDORE						1		11	K	Lane																
5	C	MAGGE				1	1		7	32	V	Clark																
7	T	KLUS								40	L	Davidson										1						
14	D	ROSS	Y			1			4	7	R	Lane																
10	M	FORDONE						4		33	S	Whalman																
		<del>M SPENCER</del>								6	K	Sullivan										1						
8	M	M'LEOD								29	L	Sullivan	Y															
		<del>H NEWBLE</del>								12	S	fleming										3						
										2	S	cheers										1						
										3	B	Vargg																
					<b>Totals</b>				6	5	4	6	21						<b>Totals</b>					2	2	3	2	9

**Umpires Report (Womens Only)**

**Scorers**  
 1st Team Yes  No   
 2nd Team Yes  No

**Time Clock**  
 Yes  No

**Green Card**  
 Yes  No

**Yellow Card**  
 Yes  No

**Red Card**  
 Yes  No

**Correct Starting Time**  
 Yes  No

**Correct Uniforms**  
 1st Team Yes  No   
 2nd Team Yes  No

**Umpires Comments**

**Coachs' Voting**  
 Most Valuable Player  
 1 M Fordone  
 2 L Davidson  
 3 R Hakendore  
 Signature [Signature]  
 Club [Club]  
 Signature [Signature]  
 Club [Club]



Won by BRIGHTON  
**Signified Correct...**  
 1st Named Team [Signature]  
 2nd Named Team [Signature]  
 Club Comments \_\_\_\_\_

Score 21 to 9  
**Umpires...**  
 Referee Signature [Signature]  
 Umpire Signature [Signature]  
 White Copy to REGISTRAR Yellow Copy to UMPIRES Blue Copy to CLUB Pink Copy to PUBLICITY



Report from WOODVILLE Club



Date 8/4/2000 Grade B GRADE  
 NORTH ADELAIDE  
**Ansett Australia**

1st Named Team WOODVILLE

2nd Named Team

No.	Initials	Surname (In Alphabetical Order)	Penal	Assist	Goals				Total	No.	Initials	Surname (In Alphabetical Order)	Penal	Assist	Goals				Total
					1	2	3	4							1	2	3	4	
10	C	CARROLL							10	D	Gaspari								
<del>20</del>	<del>IA</del>	<del>COLLINS</del>							3	M	Hall								
27	R	EDWARDS							5	A	Kelly								2
25	L	HIGGINS							16	D	Kilford								
13	R	HUNT							7	N	Kilford								
21	M	MORRISSEY							14	C	Klawitter								2
31	A	OSWALD						7	6	H	Mamerow								
23	L	PIOTROWSKI							5	S	Pitkington								
32	J	PRZYBYSKI							12	J	Robertson								
33	L	RUSO						6	4	E	Schubert								
4	K	LOOKE							1	L	Young								
34	R	MICHNIEWICZ																	
<del>30</del>	<del>L</del>	<del>White</del>																	
					<b>Totals</b> 4 5 4 3 16									<b>Totals</b> 1 2 - 1 4					

Umpires Report (Players Only)	
Secretary	
1st Team	Yes <input type="checkbox"/> No <input type="checkbox"/>
2nd Team	Yes <input type="checkbox"/> No <input type="checkbox"/>
Time Clock	Yes <input type="checkbox"/> No <input type="checkbox"/>
Green Card	Yes <input type="checkbox"/> No <input type="checkbox"/>
Yellow Card	Yes <input type="checkbox"/> No <input type="checkbox"/>
Red Card	Yes <input type="checkbox"/> No <input type="checkbox"/>
Correct Starting Time	Yes <input type="checkbox"/> No <input type="checkbox"/>
Correct Uniforms	Yes <input type="checkbox"/> No <input type="checkbox"/>
1st Team	Yes <input type="checkbox"/> No <input type="checkbox"/>
2nd Team	Yes <input type="checkbox"/> No <input type="checkbox"/>
Umpires Comments	
Coach's Voting	
Most Valuable Player	
Signature	
Club	
Signature	
Club	



Won by WOODVILLE  
 Signified Correct...  
 1st Named Team P.J. Oswald.  
 2nd Named Team Mamerow  
 Club Comments \_\_\_\_\_

Score 16 to 4  
 Umpires...  
 Referee Signature [Signature]  
 Umpire Signature [Signature]  
 White Copy to REGISTRAR Yellow Copy to UMPIRES Blue Copy to CLUB Pink Copy to PUBLICITY



Report from North Adelaide Club



Date 8.4.2000

Grade B

Ansett Australia

1st Named Team Woodville

2nd Named Team North Adelaide

No.	Initials	Surname (In Alphabetical Order)	Penal	Assist	Goals				Total	No.	Initials	Surname (In Alphabetical Order)	Penal	Assist	Goals				Total															
					1	2	3	4							1	2	3	4																
10	C	Carroll								10	D	Gaspari																						
4	K	Coke								3	m	Hall																						
27	R	Edwards								5	A	Kelly																						
25	L	Higgins								16	w	Kilford																						
13	R	Hart								14	e	Klawitter																						
21	M	Morrissey								6	H	Mamerow																						
31	A	Oswald								8	S	Pitkington																						
23	L	Piotrowski								12	J	Roberts																						
32	J	Przybylski								4	E	Schubert																						
33	L	Russo								11	L	Young																						
34	R	Michniewicz								7	N	Kilford																						
35	L	White																																
					<b>Totals</b> 4 5 4 3 16									<b>Totals</b> 1 2 0 1 4																				
Time Outs		<input type="checkbox"/>								Time Outs		<input checked="" type="checkbox"/>																						

### Umpires Report (Womens Only)

**Scorers**  
 1st Team Yes  No   
 2nd Team Yes  No

**Time Clock**  
 Yes  No

**Green Card**  
 Yes  No

**Yellow Card**  
 Yes  No

**Red Card**  
 Yes  No

**Correct Starting Time**  
 Yes  No

**Correct Uniforms**  
 1st Team Yes  No   
 2nd Team Yes  No

**Umpires Comments**

**Coachs' Voting**  
 Most Valuable Player  
 1 A Higgins  
 2 A Brown  
 3 C Klawitter

Signature: \_\_\_\_\_  
 Club: \_\_\_\_\_  
 Signature: \_\_\_\_\_  
 Club: \_\_\_\_\_

Won by Woodville  
 Signified Correct...  
 1st Named Team P. Oswald  
 2nd Named Team Williamson  
 Club Comments \_\_\_\_\_

Score 16 to 4  
 Umpires...  
 Referee Signature [Signature]  
 Umpire Signature [Signature]  
White Copy to REGISTRAR Yellow Copy to UMPIRES Blue Copy to CLUB Pink Copy to PUBLICITY



Report from Southern Districts Club



Date 8-APRIL-2000 Grade B Womens

1st Named Team STURT

2nd Named Team Southern Districts Ansett Australia

No.	Initials	Surname (In Alphabetical Order)	Penal	Assist	Goals				Total	No.	Initials	Surname (In Alphabetical Order)	Penal	Assist	Goals				Total												
					1	2	3	4							1	2	3	4													
42	L	McGoin						1	1	69	N	CLARK																			
14	C	McGUINNESS								1	S	GIBBS																			
23	S	ELM							9	4	H	GIRVAN																			
1	V	Lehmann							4	7	R	HALL																			
2	L	LEHMAN							1	17	L	HANSFORD																			
20	J	Conn								3	R	LITTON																			
3	L	Lehmann							1	14	F	MOONEY																			
24	S	SEELY							1	3	45	S	M'ALLESTER																		
25	K	Swinfan							6	15	C	REDFORD																			
22	L	McCaughey								27	R	TROTT																			
12	A	Parapat.																													
		<del>D GILL</del>																													
		<del>S LORIMER</del>																													
										Totals																					

**Umpires Report (Womens Only)**

**Scorers**  
 1st Team Yes  No   
 2nd Team Yes  No

**Time Clock**  
 Yes  No

**Green Card**  
 Yes  No

**Yellow Card**  
 Yes  No

**Red Card**  
 Yes  No

**Correct Starting Time**  
 Yes  No

**Correct Uniforms**  
 1st Team Yes  No   
 2nd Team Yes  No

**Umpires Comments**  
 Grand won't reach

**Coachs' Voting**  
 Most Valuable Player

1 \_\_\_\_\_  
 2 \_\_\_\_\_  
 3 \_\_\_\_\_

Signature \_\_\_\_\_  
 Club \_\_\_\_\_

Signature \_\_\_\_\_  
 Club \_\_\_\_\_



Won by STURT  
 Signified Correct... Ballant  
 1st Named Team Ansett  
 2nd Named Team \_\_\_\_\_  
 Club Comments \_\_\_\_\_

Umpires...  
 Referee Signature Robert (GLC)  
 Umpire Signature WRN (AULC)  
 White Copy to REGISTRAR Yellow Copy to UMPIRES Blue Copy to CLUB Pink Copy to PUBLICITY



Report from STURT Club



Date 8th April Grade B Grade

Ansett Australia

1st Named Team STURT

2nd Named Team Sth Districts

No.	Initials	Surname (In Alphabetical Order)	Penal	Assist	Goals				Total	No.	Initials	Surname (In Alphabetical Order)	Penal	Assist	Goals				Total		
					1	2	3	4							1	2	3	4			
42	L	McGloin	2				1	1	69	N	CLARK				1	1					4
14	C	McAinness						9	1	S	GIBBS										
23	S	Finne	1		1	1	1	4	4	H	GIRVAN										
1	V	Lehmann			1	1	1	4	71	Re	HAUL										
2	J	Perre					1	1	17	L	HANSTFORD										
20	J	Conn						1	<del>3</del>	R	LISTON										
3	L	Wohmann						1	14	F	MOONEY										
24	S	Seery				1	1	3	45	S	McALLISTER										
25	K	Swinton				1	1	6	15	C	REDFORD										
22	L	McCauley							27	R	TROTT										
12	A	Parapat																			
		<del>Gitt</del>																			
		S. Lovimer																			
Totals					4	8	4	9	25	Totals					3	1	0	0	4		

**Umpires Report (Womens Only)**

**Scorers**  
1st Team Yes  No   
2nd Team Yes  No

**Time Clock**  
Yes  No

**Green Card**  
Yes  No

**Yellow Card**  
Yes  No

**Red Card**  
Yes  No

**Correct Starting Time**  
Yes  No

**Correct Uniforms**  
1st Team Yes  No   
2nd Team Yes  No

**Umpires Comments**  
GRAND WASNT READY

**Coachs' Voting**  
Most Valuable Player  
1. S. Finne  
2. L. McGloin  
3. S. Gibbs

Signature: [Signature]  
Club: STURT  
Signature: [Signature]  
Club: SD Districts

L. GRADDOCK  
DID NOT  
UMPIRE INGRESS  
NO FAN LINE  
NO HISH MARKS



Won by STURT  
Signified Correct... [Signature]  
1st Named Team [Signature]  
2nd Named Team [Signature]  
Club Comments \_\_\_\_\_

Score 25 to 4  
Umpires...  
Referee Signature [Signature] (GLC)  
Umpire Signature [Signature] (AULC)  
White Copy to REGISTRAR Yellow Copy to UMPIRES Blue Copy to CLUB Pink Copy to PUBLICITY





Report from East Torrens Payreham Club



Date 3/4/00 Grade B Grade

1st Named Team Glenelg

2nd Named Team East Torrens Payreham

Ansett Australia

No.	Initials	Surname (In Alphabetical Order)	Penal	Assist	Goals				Total	No.	Initials	Surname (In Alphabetical Order)	Penal	Assist	Goals				Total										
					1	2	3	4							1	2	3	4											
3	J	SLOAN									<del>1</del> L	<del>JORGENSEN</del>																	
4	S	HERN			1	1	1	1	5	14	K	KRASSAY																	
1	R	EMERY								9	K	DUNSTAN																	
6	M	KOEVOETS								5	H	SCHULZ																	
7	T	TOOGOOD								3	T	SENIOR																	
8	L	McMILLAN					1	1	3	10	A	SHARPE							1		1								
10	L	MORTIMER					1	1	1	11	P	SHARPE																	
13	K	MORTON					1	1	1	15	D	SMITH																	
15	S	KENYON								2	E	SMYTH																	
17	S	SNIEDZE				1	1	2	2	3	O	VIALS							1	1	3								
18	C	HRZYKINK								23	L	VICKERY	(6)								12								
										13	K	LETCESTER																	
										12	N	WEEKS																	
										34	V	RICCI																	
										4	M	HANSFORD							1		4								
										32	L	DANES																	
										9	K	CAMRON																	
					Totals					7	3	6	1	12						Totals					3	1	1	4	9

**Umpires Report (Womens Only)**

**Scorers**  
 1st Team Yes  No   
 2nd Team Yes  No

**Time Clock**  
 Yes  No

**Green Card**  
 Yes  No

**Yellow Card**  
 Yes  No

**Red Card**  
 Yes  No

**Correct Starting Time**  
 Yes  No

**Correct Uniforms**  
 1st Team Yes  No   
 2nd Team Yes  No

**Umpires Comments**

**Coachs' Voting**  
 Most Valuable Player  
 1 \_\_\_\_\_  
 2 \_\_\_\_\_  
 3 \_\_\_\_\_  
 Signature: \_\_\_\_\_  
 Club: \_\_\_\_\_  
 Signature: \_\_\_\_\_  
 Club: \_\_\_\_\_



Won by GLENELG  
 Signified Correct...  
 1st Named Team \_\_\_\_\_  
 2nd Named Team \_\_\_\_\_  
 Club Comments \_\_\_\_\_

Score 12 to 9  
 Umpires...  
 Referee Signature \_\_\_\_\_  
 Umpire Signature \_\_\_\_\_  
 White Copy to REGISTRAR Yellow Copy to UMPIRES Blue Copy to CLUB Pink Copy to PUBLICITY



Report from Alenelg Club



Date 8th April

Grade B Grade

1st Named Team Alenelg

2nd Named Team E.T.P.

Ansett Australia

No.	Initials	Surname (In Alphabetical Order)	Penal	Assist	Goals				Total	No.	Initials	Surname (In Alphabetical Order)	Penal	Assist	Goals				Total
					1	2	3	4							1	2	3	4	
3	J	Sloan							1	L	Jorgenson								
4	S	Hern						5	14	K	Knassay								
1	R	Emery							9	K	<del>Knassay</del> Cameron								
6	M	Koervoets							6	H	Schultz								
7	ST	Toogood							8	T	Senior								
8	L	McMillan						3	10	A	Sharpe					1		1	
10	L	Mortimer						1	H	P	Sharpe								
B	K	Morton						1	15	D	Smith								
15	S	Kenyon							2	E	Smith								
17	S	Sniedze						2	3	O	Viats					1		3	
18	C	Hryciuk							23	L	Vichery	G						1	
									13	K	Leicester								
									2	N	Weeks								
									3A	V	Ricci								
									A	M	Hanford							4	
									32	L	Dawes								
Time Outs			1	Totals				236112	Time Outs			1	Totals				31149		

**Umpires Report (Womens Only)**

**Scorers**  
 1st Team Yes  No   
 2nd Team Yes  No

**Time Clock**  
 Yes  No

**Green Card**  
 Yes  No

**Yellow Card**  
 Yes  No

**Red Card**  
 Yes  No

**Correct Starting Time**  
 Yes  No

**Correct Uniforms**  
 1st Team Yes  No   
 2nd Team Yes  No

**Umpires Comments**

**Coachs' Voting**  
 Most Valuable Player  
 1. S. Sniedze  
 2. M. Hanford  
 3. L. R. Emery  
 Signature: [Signature]  
 Club: E.T.P.  
 Signature: [Signature]  
 Club: E.T.P.



Won by Alenelg  
 Signified Correct...  
 1st Named Team Kenyon  
 2nd Named Team Starke  
 Club Comments \_\_\_\_\_

Score 12 to 9  
 Umpires...  
 Referee Signature [Signature]  
 Umpire Signature [Signature]  
 White Copy to REGISTRAR Yellow Copy to UMPIRES Blue Copy to CLUB Pink Copy to PUBLICITY



Report from Adeleide Uni Club



Date 8th April Grade B

Ansett Australia

1st Named Team Adeleide Uni

2nd Named Team Bye

No.	Initials	Surname (In Alphabetical Order)	Penal	Assist	Goals				Total	No.	Initials	Surname (In Alphabetical Order)	Penal	Assist	Goals				Total
					1	2	3	4							1	2	3	4	
73	R	ALLEN																	
72	A	BRADSHAW																	
10	T	ECKERMANN																	
25	M	GOURIODE																	
42	D	HAWTHORND																	
22	T	KUZESA																	
13	K	NAYDA																	
27	N	OWENS																	
<b>Totals</b>									<b>Totals</b>										

**Umpires Report (Womens Only)**

**Scorers**  
 1st Team Yes  No   
 2nd Team Yes  No

**Time Clock**  
 Yes  No

**Green Card**  
 Yes  No

**Yellow Card**  
 Yes  No

**Red Card**  
 Yes  No

**Correct Starting Time**  
 Yes  No

**Correct Uniforms**  
 1st Team Yes  No   
 2nd Team Yes  No

**Umpires Comments**

**Coachs' Voting**  
 Most Valuable Player  
 1 \_\_\_\_\_  
 2 \_\_\_\_\_  
 3 \_\_\_\_\_  
 Signature \_\_\_\_\_  
 Club \_\_\_\_\_  
 Signature \_\_\_\_\_  
 Club \_\_\_\_\_



Won by \_\_\_\_\_  
 Signified Correct... \_\_\_\_\_  
 1st Named Team \_\_\_\_\_  
 2nd Named Team \_\_\_\_\_  
 Club Comments \_\_\_\_\_

Score \_\_\_\_\_ to \_\_\_\_\_  
 Umpires... \_\_\_\_\_  
 Referee Signature \_\_\_\_\_  
 Umpire Signature \_\_\_\_\_  
White Copy to REGISTRAR Yellow Copy to UMPIRES Blue Copy to CLUB Pink Copy to PUBLICITY



Report from West Torrens Club



Date 2.11.2000 Grade B

1st Named Team West Torrens

2nd Named Team North Adelaide

**Ansett Australia**

No.	Initials	Surname (In Alphabetical Order)	Penal	Assist	Goals				Total	No.	Initials	Surname (In Alphabetical Order)	Penal	Assist	Goals				Total												
					1	2	3	4							1	2	3	4													
		<del>I Bezzina</del>																													
38	D	Cook						1	1	14	C	Klawitter					1	1													
28	C	Cunha						1	1	3	M	Hall																			
12	S	Fiumani				III		1	4	9	F	Hall																			
10	L	Hooper								5	A	Kelly																			
16	R	Kiplocks				I	I		2	2	E	Schubert																			
11	K	Lane								16	W	Kilford																			
14	KJ	Lane								13	K	Malaynie																			
7	R	Lane								12	J	Roberts	Y																		
6	K	Sullivan								10	D	Gaspari																			
17	J	Shepherd				II	III		6	1	L	Young																			
3	B	Varga				I			1	8	S	Pilkington	Y																		
33	S	Whitman																													
					Totals					3					15						Totals					3					11

**Umpires Report (Womens Only)**

Scorers  
1st Team Yes  No   
2nd Team Yes  No

Time Clock  
Yes  No

Green Card  
Yes  No

Yellow Card  
Yes  No

Red Card  
Yes  No

Correct Starting Time  
Yes  No

Correct Uniforms  
1st Team Yes  No   
2nd Team Yes  No

Umpires Comments

Coachs' Voting  
Most Valuable Player  
1 R Kiplocks  
2 K Kilford  
3 S Fiumani  
Signature \_\_\_\_\_ Club: \_\_\_\_\_  
Signature \_\_\_\_\_ Club: \_\_\_\_\_

Won by West Torrens  
Signified Correct...  
1st Named Team R Shepherd  
2nd Named Team M Klawitter  
Club Comments \_\_\_\_\_

Score 15 to 11  
Umpires...  
Referee Signature SW  
Umpire Signature WLF  
Write Copy to REGISTRAR Yellow Copy to UMPIRES Blue Copy to CLUB Pink Copy to PUBLICITY



Report from North Adelaide Club



Date 2.4.2000 Grade 'B'

**Ansett Australia**

1st Named Team West Torrens

2nd Named Team North Adelaide

No.	Initials	Surname (In Alphabetical Order)	Penal	Assist	Goals				Total	No.	Initials	Surname (In Alphabetical Order)	Penal	Assist	Goals				Total									
					1	2	3	4							1	2	3	4										
	J	Bessing							6	H	Mameraw				1	1	1	1	7									
38	D	Cook					1	1	14	C	Klawitter																	
28	C	Curtin					1	1	3	M	M																	
12	S	Flumiani					1	1	9	F	Hall	Y																
10	L	Hooper							5	A	Kelly																	
16	R	Kiplocks					1	1	2	E	Shubert																	
11	K	Lane							16	W	Kilford							1	1	4								
14	KJ	Lane							13	K	Makynic																	
7	R	Lane							12	J	Roberts	Y																
6	K	Sullivan							10	D	Gaspari																	
17	J	Shepherd					1	1	1	L	Young																	
3	B	Varga							1	S	Pilkington	Y																
33	S	Whitman																										
					<b>Totals</b>				3	4	5	3	15						<b>Totals</b>					3	3	3	2	11

**Umpires Report**  
(Please Print Name)

Scoring  
1st Team: Yes  No   
2nd Team: Yes  No

Time Clock  
Yes  No

Green Card  
Yes  No

Yellow Card  
Yes  No

Red Card  
Yes  No

Correct Starting Time  
Yes  No

Correct Uniforms  
1st Team: Yes  No   
2nd Team: Yes  No

Umpires Comments

Coachs Voting  
1st Team:   
2nd Team:

Signature: \_\_\_\_\_  
Club: \_\_\_\_\_



Won by West Torrens  
**Signified Correct...**  
 1st Named Team R. Shubert  
 2nd Named Team H. Mameraw  
 Club Comments \_\_\_\_\_

Score 15 to 11  
**Umpires...**  
 Referee Signature [Signature]  
 Umpire Signature [Signature]  
 Write Copy to REGISTRAR Yellow Copy to UMPIRES Blue Copy to CLUB Pink Copy to PUBLICITY



Report from STURT Club



Date 2/4/00 Grade B GRADE

1st Named Team STURT

2nd Named Team ADELAIDE UNI

**Ansett Australia**

No.	Initials	Surname (In Alphabetical Order)	Penal	Assist	Goals				Total	No.	Initials	Surname (In Alphabetical Order)	Penal	Assist	Goals				Total
					1	2	3	4							1	2	3	4	
23	S	Eime							3	27	N	Owens							10
38	N	Vousey								25	M	Gorriok							
24	E	Chase								22	A	Bradshaw							
42	L	McGlavin								29	G	Peachy							
02	J	Perre								6	C	White							
20	J	Conn		Y						3	L	Liine							
		Gill								13	K	Nayad							
1	V	Lehmann								22	T	Kulesza							8
3	L	Lehmann								2	S	Riley							4
14	C	McGuinness								42	D	Hannaford							
24	S	Seery								10	T	Eckermann							
22	L	McCauley																	
46	K	Smith																	
					<b>Totals</b> 3 1 0 0 4									<b>Totals</b> 7 8 2 5 22					

**Umpires Report (Womens Only)**

**Scorers**  
 1st Team Yes  No   
 2nd Team Yes  No

**Time Clock**  
 Yes  No

**Green Card**  
 Yes  No

**Yellow Card**  
 Yes  No

**Red Card**  
 Yes  No

**Correct Starting Time**  
 Yes  No

**Correct Uniforms**  
 1st Team Yes  No   
 2nd Team Yes  No

**Umpires Comments**

**Coaches' Voting**  
 Most Valuable Player  
 1. N. OWENS  
 2. S. RILEY  
 3. S. SEERY

Signature [Signature]  
 Club STURT  
 Signature [Signature]  
 Club ADELAIDE UNI

**EXCESSIVE DID NOT PROVIDE AS UMPIRE**

Won by ADELAIDE UNI  
 Signified Correct... [Signature]  
 1st Named Team WALLAND  
 2nd Named Team CROFTON  
 Club Comments \_\_\_\_\_

Score 22 to 4  
 Umpires... [Signature]  
 Referee Signature [Signature]  
 Umpire Signature [Signature]  
 White Copy to REGISTRAR Yellow Copy to UMPIRES Blue Copy to CLUB Pink Copy to PUBLICITY



Report from Adelaide Uni Club



Date 2nd April 2006 Grade B grade

<sup>2ND</sup>  
1st Named Team Adeluni

2nd Named Team STURT

**Ansett Australia**

No.	Initials	Surname (In Alphabetical Order)	Penal	Assist	Goals				Total	No.	Initials	Surname (In Alphabetical Order)	Penal	Assist	Goals				Total								
					1	2	3	4							1	2	3	4									
27	N	OWENS							10	23	S	EIME							3								
25	M	GORRIOK								38	N	VOUSEY															
72	A	BRADSHAW								42	G	MAGLISIN															
39	G	PEACHY								02	J	PERCE															
6	C	WHITE								20	J	CONN															
3	L	LIINE									D	GILL															
13	K	NAYAD								1	V	LEHMANN															
22	T	KULESZA								3	K	LEHMANN															
2	B	RILEY						8	14	C	MCGUINNESS																
12	D	HANNAFORD						4	24	S	SEERY																
10	T	ECKERMAN							22	L	MCCOULEY																
									46	K	SMITH								1								
<b>Totals</b>									7	8	2	5	22	<b>Totals</b>									3	1	0	0	4

**Umpires Report**  
(Members Only)

Scorers  
1st Team Yes  No   
2nd Team Yes  No

Time Clock  
Yes  No

Green Card  
Yes  No

Yellow Card  
Yes  No

Red Card  
Yes  No

Correct Starting Time  
Yes  No

Correct Uniforms  
1st Team Yes  No   
2nd Team Yes  No

Umpires Comments

Coches' Voting  
Most Valuable Player

1  
2  
3  
Signature  
Club



Won by 18 Adelaide Uni Score 22 to 4  
**Signified Correct...**  
 1st Named Team Adelaide Uni  
 2nd Named Team Sturt  
 Club Comments \_\_\_\_\_

Umpires...  
 Referee Signature \_\_\_\_\_  
 Umpire Signature \_\_\_\_\_  
 White Copy to REGISTRAR Yellow Copy to UMPIRES Blue Copy to CLUB Pink Copy to PUBLICITY



Report from EAST TORRENS Club



Date 2/4/2000 Grade B WOMENS

1st Named Team EAST TORRENS

2nd Named Team WOODVILLE

Ansett Australia

No.	Initials	Surname (In Alphabetical Order)	Penal	Assist	Goals				Total	No.	Initials	Surname (In Alphabetical Order)	Penal	Assist	Goals				Total					
					1	2	3	4							1	2	3	4						
1	L	JORGENSEN				1			1	10	C	CARROLL						4	-					
14	K	KRASSAY							-	11	D	CAROLLA	Y				1	4	1					
5	H	SCHULZ							-	20	M	COLLINS							1					
8	T	SENIOR	Y						-	4	K	COOKE												
10	A	SHARPE			1	1			4	27	R	EDWARDS												
11	P	SHARPE					1		1	13	R	HUNT												
15	D	SMITH							-	25	L	HIGGINS						1	1					
2	E	SMYTH						1	1	35	S	MENZ												
3	O	VEALS						2	2	21	M	MORRISSEY												
23	L	VICKERY				1	1		2	31	A	OSWALD												
12	N	WEERKS	Y						-	23	L	POITROWSKI												
13	K	LEICESTER							-	32	J	PRZYBYLSKI												
4	M	HANSFORD					1	1	4															
34	V	RICCI							-															
					<b>Totals</b>				3	4	4	4	15						<b>Totals</b>	-	-	2	1	3

**Umpires Report (Womens Only)**

**Scorers**  
 1st Team Yes  No   
 2nd Team Yes  No

**Time/Clock**  
 Yes  No

**Green Card**  
 Yes  No

**Yellow Card**  
 Yes  No

**Red Card**  
 Yes  No

**Correct Starting Time**  
 Yes  No

**Correct Uniforms**  
 1st Team Yes  No   
 2nd Team Yes  No

**Umpires Comments**

**Coachs' Voting**  
 Most Valuable Player  
 1. O VEALS  
 2. K COOKE  
 3. A SHARPE

Signature: [Signature]  
 Club: [Club]  
 Signature: [Signature]  
 Club: [Club]

Won by ETP  
 Signified Correct...  
 1st Named Team [Signature]  
 2nd Named Team [Signature]  
 Club Comments \_\_\_\_\_

Score 15 to 3  
 Umpires...  
 Referee Signature [Signature]  
 Umpire Signature [Signature]  
 White Copy to REGISTRAR Yellow Copy to UMPIRES Blue Copy to CLUB Pink Copy to PUBLICITY





Report from WOODVILLE Club



Date 2/4/2000 Grade B GRADE

1st Named Team E.T.P.

2nd Named Team WOODVILLE

Ansett Australia

No.	Initials	Surname (In Alphabetical Order)	Penal	Assist	Goals				Total	No.	Initials	Surname (In Alphabetical Order)	Penal	Assist	Goals				Total				
					1	2	3	4							1	2	3	4					
1	L	JORGENSEN			1				1	10	C	CARROLL											
14	K	KRASSAY								11	D	CAROLLA	Y					1		1			
5	H	SCHULZ								26	M	COLLINS											
8	T	SENIOR								4	K	COOKE								1			
10	A	SHARPE						1	1	4	B	CRITCHLEY											
11	P	SHARPE						1	1	27	R	EDWARDS											
15	D	SMITH								13	R	HUNT											
2	E	SMYTH						1	1	25	L	HIGGINS								1			
3	O	VIALS						2	2	35	S	MENZ											
23	L	VICKERY						1	1	2	M	MORRISSEY											
12	N	WEEKS								31	A	OSWALD											
13	K	LEICESTER								23	L	PIOTROWSKI											
4	M	HANSFORD						1	1	4	J	PRZYBYISKI											
34	V	RICCI																					
					<b>Totals</b>				3	4	4	4	15										
									<b>Totals</b>					-	-	2	1	3					

**Umpires Report**  
(Please Print)

**Scorers**  
1st Team: Yes ( ) No ( )  
2nd Team: Yes ( ) No ( )

**Time Clock**  
Yes ( ) No ( )

**Green Card**  
Yes ( ) No ( )

**Yellow Card**  
Yes ( ) No ( )

**Red Card**  
Yes ( ) No ( )

**Correct Starting Time**  
Yes ( ) No ( )

**Correct Uniforms**  
1st Team: Yes ( ) No ( )  
2nd Team: Yes ( ) No ( )

**Umpires Comments**

---

**Coaches' Voting**  
Not Available Please

2. \_\_\_\_\_  
3. \_\_\_\_\_

Signature Club \_\_\_\_\_  
Signature Club \_\_\_\_\_

Won by E.T.P.  
 Signified Correct...  
 1st Named Team \_\_\_\_\_  
 2nd Named Team \_\_\_\_\_  
 Club Comments \_\_\_\_\_

Score 15 to 3  
 Umpires...  
 Referee Signature J. Benges  
 Umpire Signature L.E. Thompson STURT  
 White Copy to REGISTRAR Yellow Copy to UMPIRES Blue Copy to CLUB Pink Copy to PUBLICITY



Report from Glendy Club Brighton



Date 2/4/2000 Grade B

1st Named Team Brighton 2nd Named Team Glendy

Ansett Australia

No.	Initials	Surname (In Alphabetical Order)	Penal	Assist	Goals				Total	No.	Initials	Surname (In Alphabetical Order)	Penal	Assist	Goals				Total
					1	2	3	4							1	2	3	4	
	J	Sloan																	
	S	Hern																	
	C	Handley																	
	H	Koverts																	
	L	McMillian																	
	K	Martimer																	
	K	Marten																	
	S	Kenion																	
	C	Hartstic #21/CVIC																	
	T	Teegood																	
Time Outs					Totals					Time Outs					Totals				

Rosters  
Match Forfeit  
Report

**Umpires Report (Women's Only)**

**Scoreboard**  
1st Team Yes  No   
2nd Team Yes  No

**Time Clock**  
Yes  No

**Green Card**  
Yes  No

**Yellow Card**  
Yes  No

**Red Card**  
Yes  No

**Correct Starting Time**  
Yes  No

**Correct Uniforms**  
1st Team Yes  No   
2nd Team Yes  No

**Umpires Comments**

---

**Correct Voting**  
Majority  Tie

Signature \_\_\_\_\_  
Signature \_\_\_\_\_  
Signature \_\_\_\_\_



Won by \_\_\_\_\_ Score \_\_\_\_\_ to \_\_\_\_\_  
 Signified Correct... Umpires...  
 1st Named Team \_\_\_\_\_ Referee Signature \_\_\_\_\_  
 2nd Named Team \_\_\_\_\_ Umpire Signature \_\_\_\_\_  
 Club Comments \_\_\_\_\_

White Copy to REGISTRAR Yellow Copy to UMPIRES Blue Copy to CLUB Pink Copy to PUBLICITY



Report from SOUTHERN DISTRICTS Club



Date 2-4-2000 Grade 'B' Women

1st Named Team SOUTHERN DISTRICTS

2nd Named Team BYE

Ansett Australia

No.	Initials	Surname (In Alphabetical Order)	Penal	Assist	Goals				Total	No.	Initials	Surname (In Alphabetical Order)	Penal	Assist	Goals				Total
					1	2	3	4							1	2	3	4	
69	N	CLARK																	
1	S	GIBBS																	
4	H	GIRVAN																	
71	Re	HALL																	
17	L	HANSPORD																	
3	F	MOONEY																	
45	S	M <sup>c</sup> ALLISTER																	
15	C	REDFORD																	
27	Re	TROTT																	
14	N	TROTT																	
7	J	HAMILTON																	
Time Outs			Totals			Totals			Time Outs			Totals							

Umpires Report (Umpires Only)			
Scorers 1st Team: Yes <input type="checkbox"/> No <input type="checkbox"/> 2nd Team: Yes <input type="checkbox"/> No <input type="checkbox"/>			
Time Clock Yes <input type="checkbox"/> No <input type="checkbox"/>			
Green Card Yes <input type="checkbox"/> No <input type="checkbox"/>			
Yellow Card Yes <input type="checkbox"/> No <input type="checkbox"/>			
Red Card Yes <input type="checkbox"/> No <input type="checkbox"/>			
Correct Starting Time Yes <input type="checkbox"/> No <input type="checkbox"/>			
Correct Uniforms 1st Team: Yes <input type="checkbox"/> No <input type="checkbox"/> 2nd Team: Yes <input type="checkbox"/> No <input type="checkbox"/>			
Umpire Comments			
Coach's Voting Must be used after			
1			
2			
3			
4			
Signature	Club	Signature	Club

Won by \_\_\_\_\_  
**Signified Correct...**  
 1st Named Team \_\_\_\_\_  
 2nd Named Team \_\_\_\_\_  
 Club Comments \_\_\_\_\_

Score \_\_\_\_\_ to \_\_\_\_\_

**Umpires...**  
 Referee Signature \_\_\_\_\_  
 Umpire Signature \_\_\_\_\_

White Copy to REGISTRAR Yellow Copy to UMPIRES Blue Copy to CLUB Pink Copy to PUBLICITY



Report from BRIGHTON Club



Date 1/4/00 Grade B

1st Named Team BRIGHTON

2nd Named Team WOODVILLE

Ansett Australia

No.	Initials	Surname (In Alphabetical Order)	Penal	Assist	Goals				Total	No.	Initials	Surname (In Alphabetical Order)	Penal	Assist	Goals				Total	
					1	2	3	4							1	2	3	4		
9	A	HALLION				1				10	C	CARROLL								
3	S	HALLION								20	M	COLLINS								
		<del>E. MAJOR</del>								4	K	COOKE								
12	K	TAPP								28	B	CRITCHLEY								
1	K	LIEBRSCH								27	R	EDWARDS								
6	M	SNEWIN								25	L	HIGGINS								
14	M	SPENCER								13	R	HUNT								
2	B	ROBERTS						1		<del>25</del>	<del>S</del>	<del>MEANZASIS</del>								
7	J	KLUS								21	M	MORRISSEY								
8	M	M'LEOD								31	A	OSWALD								
										23	L	PIOTROLISKI								
										32	J	PRZYBYLSKI								
										33	L	RUSSO								
										12	KEL	WILSON								
										24	KR	WILSON								
					<b>Totals</b> 03 0 1 4										<b>Totals</b> 29 2 2 10					
Time Outs										Time Outs										

**Umpires Report (Womens Only)**

**Scorers**  
 1st Team Yes  No   
 2nd Team Yes  No

**Time Clock**  
 Yes  No

**Green Card**  
 Yes  No

**Yellow Card**  
 Yes  No

**Red Card**  
 Yes  No

**Correct Starting Time**  
 Yes  No

**Correct Uniforms**  
 1st Team Yes  No   
 2nd Team Yes  No

**Umpires Comments**

**Coachs' Voting**  
 Most Valuable Player  
 1. C. CARROLL (100%)  
 2. E. MAJOR (100%)  
 3. K. LIEBRSCH (87%)

Signature: \_\_\_\_\_  
 Club: \_\_\_\_\_  
 Signature: \_\_\_\_\_  
 Club: \_\_\_\_\_

Won by WOODVILLE  
 Signified Correct...  
 1st Named Team SA  
 2nd Named Team P.J. Oswald  
 Club Comments \_\_\_\_\_

Score 10 to 4  
 Umpires...  
 Referee Signature Blinger. A. Sloan  
 Umpire Signature [Signature]  
 White Copy to REGISTRAR Yellow Copy to UMPIRES Blue Copy to CLUB Pink Copy to PUBLICITY



Report from WOODVILLE Club



Date 1/4/2000 Grade B GRADE

1st Named Team BRIGHTON

2nd Named Team WOODVILLE

Ansett Australia

No.	Initials	Surname (In Alphabetical Order)	Penal	Assist	Goals				Total	No.	Initials	Surname (In Alphabetical Order)	Penal	Assist	Goals				Total		
					1	2	3	4							1	2	3	4			
9	A	HALLION'			1				1	10	C	CARROLL									
3	S	HALLION								20	M	COLLINS									
	C	MAGOR								4	K	COOKE									
12	K	TAPP								28	B	CRITCHLEY								1	
1	K	LIERSEN			1				1	27	R	EDWARDS								1	
6	M	SNEWIN								25	L	HIGGINS									
14	M	SPENCER								13	R	HUNT									
2	B	ROBERTS				1			1	2	S	MENZ									
7	J	KLUS								21	M	MORRISSEY		1						1	
8	M	MCLEOD								31	A	OSWALD									
										23	L	PIOTROWSKI								1	
										32	J	PRZYBYLSKI									
										33	L	RUSSO							1	2	
										12	K	WILSON									
										24	K	WILSON							1	1	
																				4	
					4	3									2	4					
Time Outs			<b>Totals</b> - 3 - 1 4				Time Outs			<b>Totals</b> 2 4 2 2 10											

Umpires Report	
Referee	Yes <input type="checkbox"/> No <input type="checkbox"/>
1st Team	Yes <input type="checkbox"/> No <input type="checkbox"/>
2nd Team	Yes <input type="checkbox"/> No <input type="checkbox"/>
Time Clock	Yes <input type="checkbox"/> No <input type="checkbox"/>
Green Card	Yes <input type="checkbox"/> No <input type="checkbox"/>
Yellow Card	Yes <input type="checkbox"/> No <input type="checkbox"/>
Red Card	Yes <input type="checkbox"/> No <input type="checkbox"/>
Correct Starting Time	Yes <input type="checkbox"/> No <input type="checkbox"/>
Correct Uniforms	Yes <input type="checkbox"/> No <input type="checkbox"/>
Umpires Comments	
Coaches Voting	
1st Team	Yes <input type="checkbox"/> No <input type="checkbox"/>
2nd Team	Yes <input type="checkbox"/> No <input type="checkbox"/>
Signature	
Signature	
Signature	



Won by WOODVILLE  
 Signified Correct...  
 1st Named Team [Signature]  
 2nd Named Team [Signature]  
 Club Comments \_\_\_\_\_

Score 10 to 4  
 Umpires...  
 Referee Signature [Signature]  
 Umpire Signature [Signature]  
 White Copy to REGISTRAR Yellow Copy to UMPIRES Blue Copy to CLUB Pink Copy to PUBLICITY



Report from West Torrens Club



Date 7-4-2000 Grade B

1st Named Team E.T.P.

2nd Named Team West Torrens

Ansett Australia

No.	Initials	Surname (In Alphabetical Order)	Penal	Assist	Goals				Total	No.	Initials	Surname (In Alphabetical Order)	Penal	Assist	Goals				Total							
					1	2	3	4							1	2	3	4								
1	K	JORGENSEN								18	K	Clark				1	1									
14	K	KRASSAY								15	N	Clark														
5	H	SCHULTZ					1	2		38	D	Cook														
8	T	SENIOR	Y							28	C	Curran														
10	A	SHARPE				1	1	3			J	Pizzino														
15	D	SMITH								40	L	Davidson			1				1							
2	E	SMYTHE						1	1		S	Flumiani														
3	O	VIALS	9							16	R	Kiploks					1	1	2							
23	L	VICKERY								11	K	Lane														
12	N	WEEKS									<del>K</del>	<del>Lane</del>														
13	K	LEICESTER								17	J	Shepherd				1	1	1	4							
4	M	HANSFORD						2		<del>16</del>	K	Sullivan														
34	V	Ricci								29	L	Sullivan														
11	P	SHARPE								8	C	Varga	Y.		1	1	1	3								
										33	S	Whitman														
										34	S	White														
										37	R	LANE														
Time Outs					1	Totals					2	2	1	3	8	Time Outs					Totals	1	1	5	4	11

Umpires Report	
Scoring	Yes <input type="checkbox"/> No <input type="checkbox"/>
1st Team	Yes <input type="checkbox"/> No <input type="checkbox"/>
2nd Team	Yes <input type="checkbox"/> No <input type="checkbox"/>
Time Clock	Yes <input type="checkbox"/> No <input type="checkbox"/>
Green Card	Yes <input type="checkbox"/> No <input type="checkbox"/>
Yellow Card	Yes <input type="checkbox"/> No <input type="checkbox"/>
Red Card	Yes <input type="checkbox"/> No <input type="checkbox"/>
Correct Starting Time	Yes <input type="checkbox"/> No <input type="checkbox"/>
Correct Uniforms	Yes <input type="checkbox"/> No <input type="checkbox"/>
1st Team	Yes <input type="checkbox"/> No <input type="checkbox"/>
2nd Team	Yes <input type="checkbox"/> No <input type="checkbox"/>
Umpires Comments	
Coaches Voting	
1st Team	
2nd Team	
Signature	
Club	
Signature	
Club	



Won by W. TORRENS.

Score 8 to 11

Signified Correct...

Umpires...

1st Named Team [Signature]

Referee Signature [Signature]

2nd Named Team [Signature]

Umpire Signature [Signature]

Club Comments \_\_\_\_\_

White Copy to REGISTRAR Yellow Copy to UMPIRES Blue Copy to CLUB Pink Copy to PUBLICITY



Report from ETPLC Club



Date 1ST APRIL Grade B WOMENS

1st Named Team EAST TORRENS PAYNEHAM LACROSSE 2nd Named Team WEST TORRENS Ansett Australia

No.	Initials	Surname (In Alphabetical Order)	Penal	Assist	Goals				Total	No.	Initials	Surname (In Alphabetical Order)	Penal	Assist	Goals				Total
					1	2	3	4							1	2	3	4	
1	L	JORGENSEN							18	K	CLARK								
14	K	KRASSAY							15	N	CLARK								
5	H	SCHULZ							38	D	COOK								
8	T	SENIOR							28	C	CURRAN								
10	A	SHARPE								J	BEZZINA								
11	P	SHARPE							40	L	DAVIDSON								
15	D	SMITH							16	R	KEPLOKS								
2	E	SMYTH							11	K	LANE								
3	O	VIALS							19	J	SHEPHERD								
23	L	VICKERY							6	K	SULLIVAN								
12	N	WEEKS							29	L	SULLIVAN								
13	K	LEICESTER							8	C	VARGA								
4	M	HANSFORD							33	S	WHATMAN								
34	V	RICCI							34	A	SPRACER								
									37	R	LANE								
					<b>Totals</b> 2 2 1 3 8									<b>Totals</b> 1 1 5 4 11					

**Umpires Report (Womens Only)**

**Scorers**  
 1st Team Yes  No   
 2nd Team Yes  No

**Time Clock**  
 Yes  No

**Green Card**  
 Yes  No

**Yellow Card**  
 Yes  No

**Red Card**  
 Yes  No

**Correct Starting Time**  
 Yes  No

**Correct Uniforms**  
 1st Team Yes  No   
 2nd Team Yes  No

**Umpires Comments**

**Coachs' Voting**  
 Most Valuable Player  
 1 \_\_\_\_\_  
 2 \_\_\_\_\_  
 3 \_\_\_\_\_  
 Signature: \_\_\_\_\_  
 Club: \_\_\_\_\_  
 Signature: \_\_\_\_\_  
 Club: \_\_\_\_\_



Won by WEST TORRENS  
 Signified Correct...  
 1st Named Team [Signature]  
 2nd Named Team [Signature]  
 Club Comments \_\_\_\_\_

Score 11 to 8  
 Umpires...  
 Referee Signature [Signature]  
 Umpire Signature [Signature]  
 White Copy to REGISTRAR Yellow Copy to UMPIRES Blue Copy to CLUB Pink Copy to PUBLICITY



Report from STURT Club



Date 1/14/00 Grade B GRADE

1st Named Team STURT

2nd Named Team NORTH ADELAIDE

Ansett Australia

No.	Initials	Surname (In Alphabetical Order)	Penal	Assist	Goals				Total	No.	Initials	Surname (In Alphabetical Order)	Penal	Assist	Goals				Total
					1	2	3	4							1	2	3	4	
23	S	Eime						7	3	M	HALL								
38	N	Vousey						5	9	F	HALL								
46	K	Smith						3	5	A	KELLY								
42	L	McGlin							6	H	MAMEROW						3		
02	J	Perre							7	N	KILFORD								
20	J	Conn							12	J	ROBERTS								
12	D	Gitt							13	K	MALYNIAK								
1	V	Lehmann							16	N	KILFORD								
3	L	Lehmann							15	K	KLAWITTER						1		
6	K	Thurston					2		8	S	PILKINGTON								
35	S	Seery																	
4	K	Pallant																	
22	L	McCauley					3												
12	A	Popapat																	
Time Outs					Totals 4 5 3 8 20					Time Outs					Totals 2 1 1 1 5				

**Umpires Report (Womens Only)**

**Scorers**  
 1st Team Yes  No   
 2nd Team Yes  No

**Time Clock**  
 Yes  No

**Green Card**  
 Yes  No

**Yellow Card**  
 Yes  No

**Red Card**  
 Yes  No

**Correct Starting Time**  
 Yes  No

**Correct Uniforms**  
 1st Team Yes  No   
 2nd Team Yes  No

**Umpires Comments**

**Coachs' Voting**  
 Most Valuable Player  
 1 \_\_\_\_\_  
 2 \_\_\_\_\_  
 3 \_\_\_\_\_  
 Signature \_\_\_\_\_  
 Club \_\_\_\_\_  
 Signature \_\_\_\_\_  
 Club \_\_\_\_\_



Won by STURT  
 Signified Correct...  
 1st Named Team Pallant  
 2nd Named Team Kilford  
 Club Comments \_\_\_\_\_

Score 20 to 5  
 Umpires...  
 Referee Signature (Adel vic)  
 Umpire Signature N.Clark (WT)  
 White Copy to REGISTRAR Yellow Copy to UMPIRES Blue Copy to CLUB Pink Copy to PUBLICITY





Report from North Adelaide Club



Date 1-4-00

Grade B Women

1st Named Team STURT

2nd Named Team NORTH ADELAIDE

Ansett Australia

No.	Initials	Surname (In Alphabetical Order)	Penal	Assist	Goals				Total	No.	Initials	Surname (In Alphabetical Order)	Penal	Assist	Goals				Total
					1	2	3	4							1	2	3	4	
23		S. EIME								3	M	HALL							
38		N. VOYSEY								9	F	HALL							
46		K. SMITH								5	A	KELLY							
42		L. MCGLOIN								6	H	MAMERO							
02		J. PERRE								2	N	KILFORD							
20	J	CONN								12	J	ROBERTS							
1	V	LEHMANN								13	K	MALYOLAK							
3	L	LEHMANN								16	W	KILFORD							
6	K	THURSTON								15	K	KLAUTTER							
35	S	SEERY								8	S	PILKINGTON							
4	K	PALLANT																	
22	L	MCCAULEY																	
12	A	POPAPAT																	
<b>Totals</b> 4 5 3 8 20									<b>Totals</b> 2 1 1 1 5										

### Umpires Report (Womens Only)

**Scorers**  
 1st Team Yes  No   
 2nd Team Yes  No

**Time Clock**  
 Yes  No

**Green Card**  
 Yes  No

**Yellow Card**  
 Yes  No

**Red Card**  
 Yes  No

**Correct Starting Time**  
 Yes  No

**Correct Uniforms**  
 1st Team Yes  No   
 2nd Team Yes  No

**Umpires Comments**

**Coachs' Voting Most Valuable Player**  
 1. S. Eime  
 2. M. Mamero  
 3. K. Thurston  
 Signature: \_\_\_\_\_  
 Club: North Adelaide  
 Signature: \_\_\_\_\_  
 Club: Sturt



Won by STURT  
 Signified Correct...  
 1st Named Team M. Pallant  
 2nd Named Team W. Kelford  
 Club Comments

Score 20 to 5  
 Umpires...  
 Referee Signature \_\_\_\_\_  
 Umpire Signature \_\_\_\_\_

White Copy to REGISTRAR Yellow Copy to UMPIRES Blue Copy to CLUB Pink Copy to PUBLICITY



Report from Southern Districts Club



Date 1-4-2000 Grade B Women

1st Named Team ADELAIDE UN

2nd Named Team Southern Districts

Ansett Australia

No.	Initials	Surname (In Alphabetical Order)	Penal	Assist	Goals				Total	No.	Initials	Surname (In Alphabetical Order)	Penal	Assist	Goals				Total								
					1	2	3	4							1	2	3	4									
6	GW	WHITE						2	69	N	CLARK							0									
3	U	UNVE						1	1	S	GIBBS							0									
39	GW	PEARSON						1	1	H	GIRVAN							3									
5	S	Manite						0	19	Re	HALL							0									
22	M	Kulesza						1	3	L	HANSFORD							0									
2	KN	Riley						5	14	F	MOONEY							0									
27	NJ	Owens	Y					12	45	S	M'ALLISTER							0									
13	K	Nappa						0	13	E	REDFORD							0									
72	A	Bradshaw						0	27	Re	TROTT							0									
10	T	Eckermann						0										1									
25	M	GORLOCK						0																			
Totals									9	3	6	5	23	Totals									0	2	1	1	4

**Umpires Report (Womens Only)**

**Scorers**  
 1st Team Yes  No   
 2nd Team Yes  No

**Time Clock**  
 Yes  No

**Green Card**  
 Yes  No

**Yellow Card**  
 Yes  No

**Red Card**  
 Yes  No

**Correct Starting Time**  
 Yes  No

**Correct Uniforms**  
 1st Team Yes  No   
 2nd Team Yes  No

**Umpires Comments**  
 PLAYS IN GOOD SPIRIT

**Coachs' Voting**  
 Most Valuable Player  
 1. K. GIBBS  
 2. F. MOONEY  
 3. W. GORLOCK  
 Signature: F. Gibbs  
 Club: S. D. C.  
 Signature: \_\_\_\_\_  
 Club: \_\_\_\_\_



Won by \_\_\_\_\_  
 Signified Correct... \_\_\_\_\_  
 1st Named Team S. D. C.  
 2nd Named Team S. D. C.  
 Club Comments \_\_\_\_\_

Score \_\_\_\_\_ to \_\_\_\_\_  
 Umpires... \_\_\_\_\_  
 Referee Signature \_\_\_\_\_  
 Umpire Signature \_\_\_\_\_  
 White Copy to REGISTRAR Yellow Copy to UMPIRES Blue Copy to CLUB Pink Copy to PUBLICITY



Report from Adelaide Uni Club



Date 1<sup>st</sup> April Grade B

1st Named Team Adelaide University 2nd Named Team Southern Districts Ansett Australia

No.	Initials	Surname (In Alphabetical Order)	Penal	Assist	Goals				Total	No.	Initials	Surname (In Alphabetical Order)	Penal	Assist	Goals				Total
					1	2	3	4							1	2	3	4	
6	CW	White							2	69	N	CLARK							0
3	LL	Liinve							1	1	S	GIBBS							3
39	GL	Peachment							1	4	H	GIRVAN							0
5	SA	Mauke						0	19	Re	HALL								0
22	TK	Kulesza							1	3	L	HANSFORD							0
2	SM	Rilecj							5	14	F	MOONEY							0
27	NJ	Owens	Y						12	45	S	MCALLISTER							0
13	K	Nayda						0	13	C	REDFORD								0
72	A	Bradshaw						0	27	Re	TROTT								1
10	T	ECKERMANN						1											
25	M	GORRIOCK						0											
<del>Time Outs</del>									<del>Time Outs</del>										
<b>Totals</b> 9 3 6 5 23									<b>Totals</b> 0 2 1 1 4										

**Umpires Report (Womens Only)**

**Scorers**  
 1st Team Yes  No   
 2nd Team Yes  No

**Time Clock**  
 Yes  No

**Green Card**  
 Yes  No

**Yellow Card**  
 Yes  No

**Red Card**  
 Yes  No

**Correct Starting Time**  
 Yes  No

**Correct Uniforms**  
 1st Team Yes  No   
 2nd Team Yes  No

**Umpires Comments**

**Coachs' Voting**  
 Most Valuable Player  
 1 \_\_\_\_\_  
 2 \_\_\_\_\_  
 3 \_\_\_\_\_

Signature \_\_\_\_\_ Club \_\_\_\_\_  
 Signature \_\_\_\_\_ Club \_\_\_\_\_



Won by Adelaide University  
 Signified Correct...  
 1st Named Team SRC R.  
 2nd Named Team Blamilton  
 Club Comments \_\_\_\_\_

Score 23 to 4  
 Umpires...  
 Referee Signature [Signature]  
 Umpire Signature [Signature]

White Copy to REGISTRAR Yellow Copy to UMPIRES Blue Copy to CLUB Pink Copy to PUBLICITY



Report from Clenely Club



Date 11/4/00 Grade B-Grade

1st Named Team Clenely 2nd Named Team \_\_\_\_\_

**Ansett Australia**

No.	Initials	Surname (In Alphabetical Order)	Penal	Assist	Goals				Total	No.	Initials	Surname (In Alphabetical Order)	Penal	Assist	Goals				Total
					1	2	3	4							1	2	3	4	
	J	Stoan																	
	S	Hurn																	
	M	Koewcelts																	
	L	McMillan																	
	L	Mortimer																	
	K	Morton																	
	S	Kenyon																	
	C	Hryciak																	
	T	Too good																	
										BYE									
Time Outs			Totals							Time Outs			Totals						

**Umpires Report (Womens Only)**

**Scorers**  
 1st Team Yes  No   
 2nd Team Yes  No

**Time Clock**  
 Yes  No

**Green Card**  
 Yes  No

**Yellow Card**  
 Yes  No

**Red Card**  
 Yes  No

**Correct Starting Time**  
 Yes  No

**Correct Uniforms**  
 1st Team Yes  No   
 2nd Team Yes  No

**Umpires Comments**  
 \_\_\_\_\_  
 \_\_\_\_\_

**Coachs' Voting Most Valuable Player**  
 1 \_\_\_\_\_  
 2 \_\_\_\_\_  
 3 \_\_\_\_\_

Signature: \_\_\_\_\_  
 Club: \_\_\_\_\_  
 Signature: \_\_\_\_\_  
 Club: \_\_\_\_\_



Won by \_\_\_\_\_  
 Signified Correct...  
 1st Named Team \_\_\_\_\_  
 2nd Named Team \_\_\_\_\_  
 Club Comments \_\_\_\_\_

Score \_\_\_\_\_ to \_\_\_\_\_  
 Umpires...  
 Referee Signature \_\_\_\_\_  
 Umpire Signature \_\_\_\_\_  
White Copy to REGISTRAR Yellow Copy to UMPIRES Blue Copy to CLUB Pink Copy to PUBLICITY

