

# Season Fixture

## Women's B Grade 05

RND	DATE	TIME	VENUE/COURT	HOME TEAM	AWAY TEAM
1	07/05/05 (Sat)	13:00	Barratt Reserve#2	8 Glenelg Black ✓	Vs ✓ Glenelg 7
	07/05/05 (Sat)	13:00	Park 25 No. 2	13 University of SA ✓	Vs ✓ Brighton 8
	07/05/05 (Sat)	14:30	Park 25 No. 1	19 Adelaide University ✓	Vs ✓ West Torrens 2
	07/05/05 (Sat)	14:30	Park 25 No. 2	13 East Torrens Payneham ✓	Vs ✓ North Adelaide 6
2	14/05/05 (Sat)	13:00	Park 25 No. 1	1 West Torrens ✓	Vs ✓ University of SA 10
	14/05/05 (Sat)	13:00	Park 25 No. 2	1 Glenelg ✓	Vs ✓ East Torrens Payneham 11
	14/05/05 (Sat)	13:00	Park 25 No. 3	2 North Adelaide ✓	Vs ✓ Adelaide University 12
	14/05/05 (Sat)	13:00	Park 25 No. 4	12 Brighton ✓	Vs ✓ Glenelg Black 6
3	21/05/05 (Sat)	13:00	Park 25 No. 4	3 Glenelg Black ✓	Vs University of SA 16
	21/05/05 (Sat)	14:30	Park 25 No. 1	4 West Torrens ✓	Vs North Adelaide 9
	21/05/05 (Sat)	14:30	Park 25 No. 2	10 East Torrens Payneham ✓	Vs Brighton 4
	21/05/05 (Sat)	14:30	Park 25 No. 3	12 Adelaide University ✓	Vs Glenelg 2
4	28/05/05 (Sat)	13:00	Park 25	3 University of SA ✓	Vs ✓ East Torrens Payneham 18
	28/05/05 (Sat)	13:00	Park 25 No. 1	5 Brighton ✓	Vs ✓ Adelaide University 15
	28/05/05 (Sat)	13:00	Park 25 No. 3	7 Glenelg ✓	Vs North Adelaide 9
	28/05/05 (Sat)	13:00	Park 25 No. 4	11 Glenelg Black ✓	Vs West Torrens 6
5	04/06/05 (Sat)	13:00	Park 25 No. 1	5 Adelaide University ✓	Vs University of SA 18
	04/06/05 (Sat)	14:30	Park 25 No. 2	5 West Torrens ✓	Vs Glenelg 8
	04/06/05 (Sat)	14:30	Park 25 No. 3	11 East Torrens Payneham ✓	Vs Glenelg Black 8
	04/06/05 (Sat)	14:30	Park 25 No. 4	9 North Adelaide ✓	Vs Brighton 13
6	11/06/05 (Sat)	13:00	Park 25 No. 1	12 Brighton ✓	Vs Glenelg 6
	11/06/05 (Sat)	13:00	Park 25 No. 2	17 East Torrens Payneham ✓	Vs West Torrens 2
	11/06/05 (Sat)	13:00	Park 25 No. 3	15 University of SA ✓	Vs North Adelaide 3
	11/06/05 (Sat)	13:00	Park 25 No. 4	4 Glenelg Black ✓	Vs Adelaide University 16
7	18/06/05 (Sat)	13:00	Park 25 No. 4	1 Glenelg ✓	Vs University of SA 14
	18/06/05 (Sat)	14:30	Park 25 No. 1	9 Adelaide University ✓	Vs East Torrens Payneham 7
	18/06/05 (Sat)	14:30	Park 25 No. 2	2 West Torrens ✓	Vs Brighton 13
	18/06/05 (Sat)	14:30	Park 25 No. 4	10 North Adelaide ✓	Vs Glenelg Black 9

8	25/06/05 (Sat)	13:00	Park 25 No. 1	6	Brighton	/	Vs	University of SA	19
	25/06/05 (Sat)	13:00	Park 25 No. 2	2	West Torrens	/	Vs	Adelaide University	13
	25/06/05 (Sat)	13:00	Park 25 No. 3	4	Glenelg	/	Vs	Glenelg Black	8
	25/06/05 (Sat)	13:00	Park 25 No. 4	1	North Adelaide	/	Vs	East Torrens Payneham	13
9	02/07/05 (Sat)	13:00	Park 25 No. 1	15	University of SA	/	Vs	West Torrens	3
	02/07/05 (Sat)	14:30	Park 25 No. 2	10	East Torrens Payneham	/	Vs	Glenelg	1
	02/07/05 (Sat)	14:30	Park 25 No. 3	10	Glenelg Black	/	Vs	Brighton	8
	02/07/05 (Sat)	14:30	Park 25 No. 4	15	Adelaide University	/	Vs	North Adelaide	3
10	23/07/05 (Sat)	13:00	Park 25 No. 1	7	Brighton		Vs	East Torrens Payneham	9
	23/07/05 (Sat)	13:00	Park 25 No. 2	15	North Adelaide	/	Vs	West Torrens	7
	23/07/05 (Sat)	13:00	Park 25 No. 3	3	Glenelg		Vs	Adelaide University	17
	23/07/05 (Sat)	13:00	Park 25 No. 4	22	University of SA		Vs	Glenelg Black	7
11	30/07/05 (Sat)	13:00	Park 25 No. 3	3	East Torrens Payneham		Vs	University of SA	17
	30/07/05 (Sat)	14:30	Park 25 No. 1	3	West Torrens		Vs	Glenelg Black	7
	30/07/05 (Sat)	14:30	Park 25 No. 2	8	North Adelaide		Vs	Glenelg	8
	30/07/05 (Sat)	14:30	Park 25 No. 4	12	Adelaide University		Vs	Brighton	8
12	06/08/05 (Sat)	13:00	Park 25 No. 1	14	Brighton		Vs	North Adelaide	11
	06/08/05 (Sat)	13:00	Park 25 No. 2	19	University of SA		Vs	Adelaide University	6
	06/08/05 (Sat)	13:00	Park 25 No. 3	5	Glenelg		Vs	West Torrens	2
	06/08/05 (Sat)	13:00	Park 25 No. 4	10	Glenelg Black		Vs	East Torrens Payneham	9
13	13/08/05 (Sat)	13:00	Park 25 No. 1	1	North Adelaide		Vs	University of SA	12
	13/08/05 (Sat)	14:30	Park 25 No. 2	2	West Torrens		Vs	East Torrens Payneham	14
	13/08/05 (Sat)	14:30	Park 25 No. 3	11	Glenelg		Vs	Brighton	8
	13/08/05 (Sat)	14:30	Park 25 No. 4	12	Adelaide University		Vs	Glenelg Black	4
14	20/08/05 (Sat)	13:00	Park 25 No. 1	17	Brighton		Vs	West Torrens	2
	20/08/05 (Sat)	13:00	Park 25 No. 2	8	East Torrens Payneham		Vs	Adelaide University	9
	20/08/05 (Sat)	13:00	Park 25 No. 3	22	University of SA		Vs	Glenelg	0
	20/08/05 (Sat)	13:00	Park 25 No. 4	8	Glenelg Black		Vs	North Adelaide	3

NOT  
ACCEPTABLE

## Season Fixture

## Women's B Grade 05

Note: For home games Venue is shown in bold

RND	DATE	TIME	VENUE/COURT	HOME TEAM	Vs	AWAY TEAM		
1	07/05/05 (Sat)	13:00	Barratt Reserve#2	8 ✓ Glenelg Black		Glenelg	7	✓
	07/05/05 (Sat)	13:00	Park 25 No. 2	13 ✓ University of SA		Brighton	8	✓
	07/05/05 (Sat)	14:30	Park 25 No. 1	19 ✓ Adelaide University		West Torrens	2	✗
	07/05/05 (Sat)	14:30	Park 25 No. 2	13 ✓ East Torrens Payneham		North Adelaide	6	✓
2	14/05/05 (Sat)	13:00	Park 25 No. 1	1 ✗ <del>West Torrens</del>		University of SA	10	✓
	14/05/05 (Sat)	13:00	Park 25 No. 2	1 ✓ Glenelg		East Torrens Payneham	11	✓
	14/05/05 (Sat)	13:00	Park 25 No. 3	2 ✓ North Adelaide		<del>Adelaide University</del>	11	✗
	14/05/05 (Sat)	13:00	Park 25 No. 4	12 ✓ Brighton		Glenelg Black	6	✓
3	21/05/05 (Sat)	13:00	Barratt Reserve#2	3 ✓ Glenelg Black		University of SA	16	✓
	21/05/05 (Sat)	14:30	Park 25 No. 1	12 ✓ Adelaide University		Glenelg	2	✓
	21/05/05 (Sat)	14:30	Park 25 No. 2	10 ✓ East Torrens Payneham		Brighton	4	✓
	21/05/05 (Sat)	14:30	Park 25 No. 4	4 ✗ <del>West Torrens</del>		North Adelaide ✓	9	✗
4	28/05/05 (Sat)	13:00	Park 25 No. 1	5 ✓ Brighton		Adelaide University	15	✓
	28/05/05 (Sat)	13:00	Park 25 No. 2	18 ✓ University of SA		East Torrens Payneham	3	✓
	28/05/05 (Sat)	13:00	Park 25 No. 3	7 ✓ Glenelg		North Adelaide ✓	9	✗
	28/05/05 (Sat)	13:00	Park 25 No. 4	11 ✓ Glenelg Black		West Torrens	6	✗
5	04/06/05 (Sat)	13:00	Park 25 No. 1	5 ✓ Adelaide University		University of SA	18	✓
	04/06/05 (Sat)	14:30	Park 25 No. 2	5 ✗ <del>West Torrens</del>		Glenelg	8	✓
	04/06/05 (Sat)	14:30	Park 25 No. 3	11 ✓ East Torrens Payneham		Glenelg Black	8	✓
	04/06/05 (Sat)	14:30	Park 25 No. 4	9 ✗ <del>North Adelaide</del> ✓		Brighton	13	✓
6	11/06/05 (Sat)	13:00	Park 25 No. 1	12 ✓ Brighton		Glenelg	6	✓
	11/06/05 (Sat)	13:00	Park 25 No. 2	17 ✗ <del>East Torrens Payneham</del>		West Torrens	2	✗

	11/06/05 (Sat)	13:00	Park 25 No. 3	15 ✓	University of SA	Vs ✓	North Adelaide ✓	3	✓
	11/06/05 (Sat)	13:00	Park 25 No. 4	4 ✓	Glenelg Black	Vs	Adelaide University	16	✓
7	18/06/05 (Sat)	13:00	Park 25 No. 4	1 ✓	Glenelg	Vs	University of SA	14	✓
	18/06/05 (Sat)	14:30	Park 25 No. 1	9 ✓	Adelaide University	Vs	East Torrens Payneham ✓	7	✓
	18/06/05 (Sat)	14:30	Park 25 No. 2	2 ✗	West Torrens	Vs	Brighton	13	✓
	18/06/05 (Sat)	14:30	Park 25 No. 4	10 ✗	North Adelaide ✓	Vs	Glenelg Black	9	✓
8	25/06/05 (Sat)	13:00	Barratt Reserve #3	8 ✓	Glenelg	Vs	Glenelg Black	8	✓
	25/06/05 (Sat)	13:00	Park 25 No. 1	6 ✓	Brighton	Vs	University of SA	19	✓
	25/06/05 (Sat)	13:00	Park 25 No. 3	2 ✗	West Torrens	Vs	Adelaide University	13	✓
	25/06/05 (Sat)	13:00	Park 25 No. 4	1 ✗	North Adelaide ✓	Vs	East Torrens Payneham	13	✓
9	02/07/05 (Sat)	13:00	Park 25 No. 1	15 ✗	University of SA ✓	Vs	West Torrens	3	✗
	02/07/05 (Sat)	14:30	Park 25 No. 2	10 ✗	East Torrens Payneham	Vs	Glenelg	1	✓
	02/07/05 (Sat)	14:30	Park 25 No. 3	10 ✓	Glenelg Black	Vs	Brighton	8	✓
	02/07/05 (Sat)	14:30	Park 25 No. 4	15 ✓	Adelaide University	Vs	North Adelaide	3	✓
10	23/07/05 (Sat)	13:00	Park 25 No. 1	✓	Brighton	Vs	East Torrens Payneham		✓
	23/07/05 (Sat)	13:00	Park 25 No. 2	✓	North Adelaide	Vs	West Torrens		✓
	23/07/05 (Sat)	13:00	Park 25 No. 3	✓	Glenelg	Vs	Adelaide University		✓
	23/07/05 (Sat)	13:00	Park 25 No. 4	✓	University of SA	Vs	Glenelg Black		✓
11	30/07/05 (Sat)	13:00	Park 25 No. 3		East Torrens Payneham	Vs	University of SA		✓
	30/07/05 (Sat)	14:30	Park 25 No. 1		West Torrens	Vs	Glenelg Black		✓
	30/07/05 (Sat)	14:30	Park 25 No. 2		North Adelaide	Vs	Glenelg		✓
	30/07/05 (Sat)	14:30	Park 25 No. 4		Adelaide University	Vs	Brighton		✓
12	06/08/05 (Sat)	13:00	Park 25 No. 1		Brighton	Vs	North Adelaide		
	06/08/05 (Sat)	13:00	Park 25 No. 2		University of SA	Vs	Adelaide University		
	06/08/05 (Sat)	13:00	Park 25 No. 3		Glenelg	Vs	West Torrens		
	06/08/05 (Sat)	13:00	Park 25 No. 4		Glenelg Black	Vs	East Torrens Payneham		
13	13/08/05 (Sat)	13:00	Park 25 No. 1		North Adelaide	Vs	University of SA		
	13/08/05 (Sat)	14:30	Park 25 No. 2		West Torrens	Vs	East Torrens Payneham		

	13/08/05 (Sat)	14:30	Park 25 No. 3	Glenelg	Vs	Brighton
	13/08/05 (Sat)	14:30	Park 25 No. 4	Adelaide University	Vs	Glenelg Black
14	20/08/05 (Sat)	13:00	Park 25 No. 1	Brighton	Vs	West Torrens
	20/08/05 (Sat)	13:00	Park 25 No. 2	East Torrens Payneham	Vs	Adelaide University
	20/08/05 (Sat)	13:00	Park 25 No. 3	University of SA	Vs	Glenelg
	20/08/05 (Sat)	13:00	Park 25 No. 4	Glenelg Black	Vs	North Adelaide

This fixture proudly brought to you by the Lacrosse SA and  
[www.sportingpulse.com](http://www.sportingpulse.com)

## Season Fixture

## Women's B Grade 05

Note: For home games Venue is shown in bold

RND	DATE	TIME	VENUE/COURT	HOME TEAM	AWAY TEAM
1	07/05/05 (Sat)	13:00	Barratt Reserve#2	8 Glenelg Black ✓	Vs Glenelg ✓ 7
	07/05/05 (Sat)	13:00	Park 25 No. 2	13 University of SA ✓	Vs Brighton ✓ 8
	07/05/05 (Sat)	14:30	Park 25 No. 1	19 Adelaide University ✓	Vs West Torrens ✓ 2
	07/05/05 (Sat)	14:30	Park 25 No. 2	13 East Torrens Payneham ✓	Vs North Adelaide ✓ 6
2	14/05/05 (Sat)	13:00	Park 25 No. 1	1 West Torrens ✓	Vs University of SA ✓ 10
	14/05/05 (Sat)	13:00	Park 25 No. 2	1 Glenelg ✓	Vs East Torrens Payneham ✓ 11
	14/05/05 (Sat)	13:00	Park 25 No. 3	2 North Adelaide ✓	Vs Adelaide University ✓ 12
	14/05/05 (Sat)	13:00	Park 25 No. 4	12 Brighton ✓	Vs Glenelg Black ✓ 6
3	21/05/05 (Sat)	13:00	Park 25 No. 4	3 Glenelg Black ✓	Vs University of SA 16
	21/05/05 (Sat)	14:30	Park 25 No. 1	4 West Torrens ✓	Vs North Adelaide ✓ 9
	21/05/05 (Sat)	14:30	Park 25 No. 2	10 East Torrens Payneham ✓	Vs Brighton ✓ 4
	21/05/05 (Sat)	14:30	Park 25 No. 3	12 Adelaide University ✓	Vs Glenelg ✓ 2
4	28/05/05 (Sat)	13:00	Park 25	3 University of SA ✓	Vs East Torrens Payneham ✓ 18
	28/05/05 (Sat)	13:00	Park 25 No. 1	5 Brighton ✓	Vs Adelaide University ✓ 15
	28/05/05 (Sat)	13:00	Park 25 No. 3	7 Glenelg ✓	Vs North Adelaide ✓ 9
	28/05/05 (Sat)	13:00	Park 25 No. 4	11 Glenelg Black ✓	Vs West Torrens ✓ 6
5	04/06/05 (Sat)	13:00	Park 25 No. 1	5 Adelaide University ✓	Vs ✓ University of SA 18
	04/06/05 (Sat)	14:30	Park 25 No. 2	5 West Torrens ✓	Vs ✓ Glenelg 8
	04/06/05 (Sat)	14:30	Park 25 No. 3	11 East Torrens Payneham ✓	Vs ✓ Glenelg Black 8
	04/06/05 (Sat)	14:30	Park 25 No. 4	9 North Adelaide ✓ ✓	Vs ✓ Brighton 13
6	11/06/05 (Sat)	13:00	Park 25 No. 1	12 Brighton ✓	Vs ✓ Glenelg 6
	11/06/05 (Sat)	13:00	Park 25 No. 2	17 East Torrens Payneham ✓	✓ Vs West Torrens 2

	11/06/05 (Sat)	13:00	Park 25 No. 3	15	University of SA /	Vs /	North Adelaide	3
	11/06/05 (Sat)	13:00	Park 25 No. 4	4	Glenelg Black /	Vs /	Adelaide University	16
7	18/06/05 (Sat)	13:00	Park 25 No. 4	1	Glenelg /	Vs /	University of SA	14
	18/06/05 (Sat)	14:30	Park 25 No. 1	9	Adelaide University /	Vs /	East Torrens Payneham	7
	18/06/05 (Sat)	14:30	Park 25 No. 2	2	West Torrens /	Vs /	Brighton	13
	18/06/05 (Sat)	14:30	Park 25 No. 4	10	North Adelaide /	Vs /	Glenelg Black	9
8	25/06/05 (Sat)	13:00	Park 25 No. 1	6	Brighton	Vs /	University of SA	19
	25/06/05 (Sat)	13:00	Park 25 No. 2	2	West Torrens /	Vs /	Adelaide University	13
	25/06/05 (Sat)	13:00	Park 25 No. 3	8	Glenelg	Vs /	Glenelg Black	8
	25/06/05 (Sat)	13:00	Park 25 No. 4	1	North Adelaide /	Vs /	East Torrens Payneham	13
9	02/07/05 (Sat)	13:00	Park 25 No. 1	15	University of SA /	Vs /	West Torrens	3
	02/07/05 (Sat)	14:30	Park 25 No. 2	10	East Torrens Payneham /	Vs /	Glenelg	1
	02/07/05 (Sat)	14:30	Park 25 No. 3	10	Glenelg Black /	Vs /	Brighton	8
	02/07/05 (Sat)	14:30	Park 25 No. 4	15	Adelaide University /	Vs /	North Adelaide	3
10	23/07/05 (Sat)	13:00	Park 25 No. 1	7	Brighton /	Vs /	East Torrens Payneham	9
	23/07/05 (Sat)	13:00	Park 25 No. 2	15	North Adelaide /	Vs /	West Torrens	7
	23/07/05 (Sat)	13:00	Park 25 No. 3	3	Glenelg /	Vs /	Adelaide University	17
	23/07/05 (Sat)	13:00	Park 25 No. 4	22	University of SA / <i>NOT ACCEPTABLE</i>	Vs /	Glenelg Black	7
11	30/07/05 (Sat)	13:00	Park 25 No. 3	14	East Torrens Payneham /	Vs /	University of SA	3
	30/07/05 (Sat)	14:30	Park 25 No. 1	3	West Torrens /	Vs /	Glenelg Black	7
	30/07/05 (Sat)	14:30	Park 25 No. 2	8	North Adelaide /	Vs /	Glenelg	8
	30/07/05 (Sat)	14:30	Park 25 No. 4	12	Adelaide University /	Vs /	Brighton	8
12	06/08/05 (Sat)	13:00	Park 25 No. 1	14	Brighton /	Vs /	North Adelaide	11
	06/08/05 (Sat)	13:00	Park 25 No. 2	19	University of SA /	Vs /	Adelaide University	6
	06/08/05 (Sat)	13:00	Park 25 No. 3	5	Glenelg /	Vs /	West Torrens	2
	06/08/05 (Sat)	13:00	Park 25 No. 4	10	Glenelg Black /	Vs /	East Torrens Payneham	9
13	13/08/05 (Sat)	13:00	Park 25 No. 1	1	North Adelaide /	Vs /	University of SA	12
	13/08/05 (Sat)	14:30	Park 25 No. 2	2	West Torrens /	Vs /	East Torrens Payneham	14

	13/08/05 (Sat)	14:30	Park 25 No. 3	11 Glenelg ✓	Vs ✓	Brighton	8
	13/08/05 (Sat)	14:30	Park 25 No. 4	12 Adelaide University ✓	Vs ✓	Glenelg Black	4
14	20/08/05 (Sat)	13:00	Park 25 No. 1	17 Brighton ✓	Vs ✓	West Torrens	2
	20/08/05 (Sat)	13:00	Park 25 No. 2	8 East Torrens Payneham ✓	Vs ✓	Adelaide University	9
	20/08/05 (Sat)	13:00	Park 25 No. 3	22 University of SA ✓	Vs ✓	Glenelg	0
	20/08/05 (Sat)	13:00	Park 25 No. 4	8 Glenelg Black ✓	Vs ✓	North Adelaide	3

This fixture proudly brought to you by the Lacrosse SA and  
[www.sportingpulse.com](http://www.sportingpulse.com)



1st Named Team EAST TORRONS PAYNEHAM 2nd Named Team Adebridge University

LSA No.	No.	Initials	Surname (In Alphabetical Order)	Penal	Assist	Goals				Total	LSA No.	No.	Initials	Surname (In Alphabetical Order)	Penal	Assist	Goals				Total																		
						1	2	3	4								1	2	3	4																			
	4	M	HANSFORD								<del>73</del>	<del>K</del>	<del>ALLEN</del>																										
	13	S	SHARPE			1	1	1		4		15	R	COOK-JOHNSON																									
	11	P	SPEARS									18	R	ERIKSON																									
	15	L	VICKERY									22	D	HANNAFORD																									
	19	J	SCOTT-SMITH									8	L	HIGGINS																									
	3	A	SHARPE							2		9	L	HUTCHINSON																									
	5	L	COCCA									16	B	JENSEN																									
	12	L	COOMBS									14	A	MCPHERSON																									
	10	J	JOHNSTON									3	V	MATTIUSON													1												
	21	T	JENSEN									<del>2</del>	<del>V</del>	<del>MESTENS</del>																									
	6	M	MATTHEWS									13	K	NAYDA																									
	23	E	ZENGERER									27	N	OWENS															1										
	24	K	PORTELLI									11	S	PAGE												3	1												
	17	P	EDWARDS							2		20	L	SCHAEFER																									
												19	R	THAMM																									
												<del>17</del>	<del>T</del>	<del>TRAN</del>																									
												10	S	TUCKER																									
												23	A	UCHIKAWA																									
												4	A	WEATHERFORD																									
								<b>Totals</b>				0	2	3	3	8					<b>Totals</b>				3	3	2	1	9										

Won by Adebridge Uni  
 Signified Correct...  
 1st Named Team A. Morrison  
 2nd Named Team Moore

Umpires/Referees  
 Signature \_\_\_\_\_ Name Stacy Appleton Club BLC  
 Signature [Signature] Name \_\_\_\_\_ Club \_\_\_\_\_  
 Signature \_\_\_\_\_ Name \_\_\_\_\_ Club \_\_\_\_\_

Score 9 to 8

### Officials Report

**Scorers**  
 1st Team Yes  No   
 2nd Team Yes  No

**Time Clock**  
 Yes  No

**Green Card**  
 Yes  No

**Yellow Card**  
 Yes  No

**Red Card**  
 Yes  No

**Correct Starting Time**  
 Yes  No

**Correct Uniforms**  
 1st Team Yes  No   
 2nd Team Yes  No

**Comments**

**Coachs' Voting**  
 Most Valuable Player  
 1. S. PAGE, ADE  
 2. S. SHARPE BTP  
 3. B. JENSEN  
 Signature: [Signature]  
 Club: Ade Uni  
 Signature: [Signature]  
 Club: BP





Report from

GLENELG

Club

Date 20/08/05

Grade

B

M/B (w)

1st Named Team

UNI OF SA

2nd Named Team

GLENELG

No.	Initials	Surname (In Alphabetical Order)	Penal	Assist	Goals				Total	No.	Initials	Surname (In Alphabetical Order)	Penal	Assist	Goals				Total								
					1	2	3	4							1	2	3	4									
3	D	BURROWS							4	1	A	BARKER	Y														
25	M	CLARK							2	17	J	BARREAU															
32	S	DILENA							9	4	D	BARTLETT	Y														
50	L	GIBBONS								7	K	CHAOSIS															
	A	M GIBBONS								12	L	CUNNINGHAM															
31	C	PICKERING							1	16	L	DINNING															
T	W	PILTZ							3	14	Z	FAROHAR	Y														
9	J	WILLIAMS							1	13	K	GOODALE															
17	E	WILLIAMS-RALFE								5	V	HODGESON															
40	T	PRIZZI							2	15	C	LYONS															
										8	E	MCMILLAN															
										18	E	MORTON															
										10	R	PROUDMAN															
										3	J	SLOAN															
										19	T	STRATMAN															
										2	S	TUIT															
										11	A	WHITE															
					Totals				6	6	6	22						Totals					0	0	0	0	0

Officials Report

Scorers

1st Team Yes  No   
 2nd Team Yes  No

Time Clock

Yes  No

Green Card

Yes  No

Yellow Card

Yes  No

Red Card

Yes  No

Correct Starting Time

Yes  No

Correct Uniforms

1st Team Yes  No   
 2nd Team Yes  No

Comments

NO USA  
 SCORER  
 No Sad Umpire

Coachs' Voting  
 Most Valuable Player

- E Williams
- M GIBBONS
- T Stratton

Signature: [Signature]  
 Club: Glenelg  
 Signature: [Signature]  
 Club: \_\_\_\_\_

Won by UNI OF SA

Signified Correct...

1st Named Team Jawell

2nd Named Team Mallant

Umpires/Referees

Signature [Signature]

Signature [Signature]

Signature [Signature]

Score 22 to 0

Name Kari Kiplaks Club SANLUA

Name Martin Kiplaks Club \_\_\_\_\_

Name \_\_\_\_\_ Club \_\_\_\_\_

1st Named Team Glenelg Black

2nd Named Team NALC

LSA No.	No.	Initials	Surname (In Alphabetical Order)	Penal	Assist	Goals				Total	LSA No.	No.	Initials	Surname (In Alphabetical Order)	Penal	Assist	Goals				Total				
						1	2	3	4								1	2	3	4					
	28	M	Berman									14	M	Ackers											
	2	M	Bradstock						6			9	A	Gray											
	3	J	Dixon									16	T	Crack											
	1	H	Dehnert						1			19	K	Harford											
	23	D	Giammarinos						2			4	C	Hart											
	19	M	McLille						1			5	S	Harrington							1				
	12	J	Metcalfe									3	E	Mamercow											
	21	N	Meach						2			6	H	Mamercow							2				
	26	M	Nicholls						3																
	32	D	Patterson																						
	5	H	Skehan						2																
	8	P	St Clair						1																
	18	S	Trenwith						1																
						<b>Totals</b>				<b>4</b>	<b>5</b>	<b>3</b>	<b>6</b>	<b>18</b>							<b>Totals</b>	<b>3</b>	<b>0</b>	<b>0</b>	<b>3</b>

**Lacrosse Match Report**

**Officials Report**

Score: \_\_\_\_\_ to \_\_\_\_\_

Time: \_\_\_\_\_

Comments: \_\_\_\_\_

\_\_\_\_\_ Club \_\_\_\_\_

Won by Glenelg Black

Signified Correct... [Signature]

1st Named Team [Signature]

2nd Named Team [Signature]

Umpires/Referees

Signature [Signature] Name [Name] Club [Club]

Signature [Signature] Name [Name] Club [Club]

Signature [Signature] Name [Name] Club [Club]



Report from BRIGHTON Club

Date 10/8/05

Grade B Mens / ~~Women~~

1st Named Team BRIGHTON

2nd Named Team WEST TORRENS

LSA No.	No.	Initials	Surname (In Alphabetical Order)	Penal	Assist	Goals				Total	LSA No.	No.	Initials	Surname (In Alphabetical Order)	Penal	Assist	Goals				Total										
						1	2	3	4								1	2	3	4											
	11	T	BANTHOLO MREW					1		2		37	R	BROOKER																	
	10	C	Bierbaum									17	K	CLARK																	
	13	K	CANEY									32	V	CLARK																	
	51	A	Fletcher									27	L	HALLET-FARE																	
	12	J	Fletcher									33	E	HIXSON																	
			<del>GERBMAN</del>									36	S	HIXSON																	
	15	R	HALL									2	E	KETRIDGE																	
			<del>FRIBITT</del>									11	M	LINKE																	
			<del>T JONES</del>									3	K	SCANLON																	
	2	K	KINSLEY									15	H	SHERIFF																	
	7	A	LANE									8	S	WELLS																	
	20	K	LANE																												
	11	K	McNICOL																												
	19	D	MILLER																												
	1	C	MITCHELL																												
	17	A	Muggleton																												
	5	S	SPRATT																												
						<b>Totals</b>				4	5	4	4	17							<b>Totals</b>						1	0	0	1	2

**Officials Report**

Scorers  
 1st Team Yes  No   
 2nd Team Yes  No

Time Clock  
 Yes  No

Green Card  
 Yes  No

Yellow Card  
 Yes  No

Red Card  
 Yes  No

Correct Starting Time  
 Yes  No

Correct Uniforms  
 1st Team Yes  No   
 2nd Team Yes  No

Comments

Coachs' Voting  
 Most Valuable Player

1. S HIXSON W/T
2. A MUGGLETON (B)
3. K McNICOL (B)

Signature: [Signature]  
 Club: BRIGHTON  
 Signature: [Signature]  
 Club: W/T

Won by BRIGHTON

Signified Correct...  
 1st Named Team [Signature]  
 2nd Named Team [Signature]

Umpires/Referees  
 Signature [Signature]  
 Signature [Signature]  
 Signature [Signature]

Score \_\_\_\_\_ to \_\_\_\_\_  
 Name M. TUCKER Club STURT  
 Name T FELIPPA Club WLC  
 Name \_\_\_\_\_ Club \_\_\_\_\_





Report from UNI SA Club Date 14/8/05 Grade B Mens Women

1st Named Team Uni SA 2nd Named Team North Adelaide

LSA No.	No.	Initials	Surname (In Alphabetical Order)	Penal	Assist	Goals				Total	LSA No.	No.	Initials	Surname (In Alphabetical Order)	Penal	Assist	Goals				Total										
						1	2	3	4								1	2	3	4											
	3	D	Burns								14	M	Ackers																		
	25	M	Clark						1		10	M	Atkinson																		
	32	S	Dilena						8		21	M	Baker																		
	50	L	Gibbons								18	C	Brooks																		
	4	M	Gibbons								12	Y	Guatta																		
	31	C	Pickering								1	K	Harford																		
	40	W	Piltz						1		13	R	Harford																		
	16	J	Prizzi						1		4	C	Hart																		
	9	J	Williams						1		5	S	Harrington																		
	17	E	Williams-Ralfe								16	T	Gray							1	1										
											3	E	Mamerow							3											
											6	H	Mamerow																		
											22	J	Trisk																		
						<b>Totals</b>				4	4	3	1	12							<b>Totals</b>						0	1	0	0	1

**Officials Report**

Score: \_\_\_\_\_ to \_\_\_\_\_

Time Clock: \_\_\_\_\_

Green Card: \_\_\_\_\_

Yellow Card: \_\_\_\_\_

Red Card: \_\_\_\_\_

Correct Starting Time: \_\_\_\_\_

Correct Length: \_\_\_\_\_

Comments: \_\_\_\_\_

Coach: \_\_\_\_\_

Umpire/Referee: \_\_\_\_\_

Won by Uni SA Umpires/Referees Score 12 to 1

Signified Correct... Signature J. Sloan Name Julie Sloan Club GTC

1st Named Team USA Signature J. McE... Name Jenny Mc... Club Burn

2nd Named Team North Adelaide Signature \_\_\_\_\_ Name \_\_\_\_\_ Club \_\_\_\_\_




 Report from Glenelg Club Date 13-8-05 Grade B3 ~~Mens~~/ Womens

 1st Named Team Glenelg 2nd Named Team Brighton

LSA No.	No.	Initials	Surname (In Alphabetical Order)	Penal	Assist	Goals				Total	LSA No.	No.	Initials	Surname (In Alphabetical Order)	Penal	Assist	Goals				Total					
						1	2	3	4								1	2	3	4						
	1	A	Barker									A	<del>Bartholmeu</del>													
	17	J	Barreau			1	1			(2)		10	C	Bierbaum							1	(1)				
	4	D	Bartlett									13	K	Casey												
	16	L	Diaring									12	J	Fletcher												
	<del>14</del>	<del>H</del>	<del>Fletcher</del>									<del>15</del>	<del>R</del>	<del>Hall</del>												
	13	K	Goodale			1	1			(2)		15	R	Hall												
	5	S	Huxon				1			(1)		6	T	Herbert												
	5	V	Hodgeson									2	K	Kinsley												
	9	S	Kenny									7	A	Lane							1	(1)				
	15	C	Lyons									20	K	Lane												
	8	E	McMillan				1			(1)			R	<del>McMillan</del>												
	18	E	Morton									11	K	McNicol			1				1	(1)				
	12	R	Rawdman									9	D	Miller												
	3	J	Span									9	C	Mitchell												
	6	T	Stratman					1		(1)		17	A	Muggleton						1		(1)				
	<del>5</del>	<del>S</del>	<del>Fort</del>										C	<del>Stratman</del>												
	11	A	White										K	<del>Stratman</del>												
	2	S	Robinson									5	S	Spratt												
			Knoob							(1)																
Time Outs					1	Totals					2	5	1	3	11	Time Outs					Totals	3	1	2	2	8

 Won by Glenelg  
 Signified Correct...  
 1st Named Team \_\_\_\_\_  
 2nd Named Team \_\_\_\_\_

 Umpires/Referees  
 Signature   
 Signature   
 Signature \_\_\_\_\_

 Score 11 to 8  
 Name J. Kiplots Club \_\_\_\_\_  
 Name J. McComery Club Burn  
 Name \_\_\_\_\_ Club \_\_\_\_\_

**Officials Report**

Scoring  
 Goal No. 1 No. 1  
 Total Goals No. 8  
 Green Card  
 No. 0  
 Yellow Card  
 No. 0  
 Red Card  
 No. 0  
 Correct Starting Time  
 No. 1  
 Correct Uniforms  
 No. 0  
 Comments

Corrected Uniforms  
 No. 0  
 Comments

Corrected Starting Time  
 No. 1  
 Comments

Corrected Uniforms  
 No. 0  
 Comments





Report from

E.T.P

Club

Date 13.8.05

Grade

Mens

1st Named Team WEST TORRENS

2nd Named Team E.T.P

LSA No.	No.	Initials	Surname (In Alphabetical Order)	Penal	Assist	Goals				Total	LSA No.	No.	Initials	Surname (In Alphabetical Order)	Penal	Assist	Goals				Total										
						1	2	3	4								1	2	3	4											
	37	R	BROOKER	✓							4	M	HANSTFORD																		
	17	K	CLARK				1		1		3	A	SHARPE					1					1								
	32	V	CLARK								21	T	JENSEN										1								
	27	L	HALLET-FAIRE								17	D	EDWARDS										2								
	33	E	HIXSON								13	S	SHARPE										2								
	36	S	HIXSON								<del>H</del>	<del>P</del>	<del>SPRARS</del>																		
	<del>2</del>	<del>E</del>	<del>KEIRIDGE</del>																												
	11	M	LINKE								24	K	PORTELLI																		
	3	K	SCAULON	✓							23	E	ZENGERER										1								
	15	H	SHERRIFF								<del>E</del>	<del>COOMBS</del>																			
	8	S	WELLS								5	L	COCCA										2								
											15	L	VICKERY										1								
											10	T	JOHNSTON																		
											6	M	MATTHEWS										1								
						<b>Totals</b>										<b>Totals</b>															
						1	1	0	0	2											5	3	2	4	14						

**Officials Report**

**Referees**  
 Referee:  Yes  No  
 Line Judge:  Yes  No

**Time Clock**  
 No:  Yes  No

**Green Card**  
 No:  Yes  No

**Yellow Card**  
 No:  Yes  No

**Red Card**  
 No:  Yes  No

**Contact Sporting Time**  
 No:  Yes  No

**Contact Uniforms**  
 No:  Yes  No

**Comments**  
 \_\_\_\_\_  
 \_\_\_\_\_

**Coach Voting**  
 Coach:  Yes  No  
 Referee:  Yes  No  
 Line Judge:  Yes  No

Won by \_\_\_\_\_  
 Signified Correct \_\_\_\_\_  
 1st Named Team Kullerson  
 2nd Named Team \_\_\_\_\_

Umpires/Referees \_\_\_\_\_ Score \_\_\_\_\_ to \_\_\_\_\_  
 Signature K.R. Bengtson Name Kathy Club \_\_\_\_\_  
 Signature [Signature] Name G. Elson Club BTN  
 Signature \_\_\_\_\_ Name \_\_\_\_\_ Club \_\_\_\_\_

1st Named Team Brighton

2nd Named Team North Adelaide

LSA No.	No.	Initials	Surname (In Alphabetical Order)	Penal	Assist	Goals				Total	LSA No.	No.	Initials	Surname (In Alphabetical Order)	Penal	Assist	Goals				Total																																						
						1	2	3	4								1	2	3	4																																							
			<del>T Bortholomew</del>										14	M	Ackers																																												
	10	C	Bierbaum				1	1		3			10	M	Atkinson																																												
	13	K	Carey							1			8	K	Doyle																																												
	12	J	Fletcher										9	A	Gray																																												
			H Given										12	Y	Guatta																																												
			R Hall										1	K	Harford																																												
	6	T	Herbert							2			5	S	Harrington																																												
			K Kingsley										4	C	Hart																																												
	7	A	Lane				1	1		3			3	E	Mamerow																																												
	11	K	McNicol							3			6	H	Mamerow																																												
	19	D	Miller										7	E	Schubert																																												
	17	A	Muggleton							1																																																	
			E Shird																																																								
			K Shepherd																																																								
	5	S	Spratt																																																								
	20	K	Lane							1																																																	
						<b>Totals</b> 4 0 5 5 14											<b>Totals</b> 2 4 2 3 11																																										

**Officials Report**

**Scorers**  
 1st Team Yes  No   
 2nd Team Yes  No

**Time Clock**  
 Yes  No

**Green Card**  
 Yes  No

**Yellow Card**  
 Yes  No

**Red Card**  
 Yes  No

**Correct Starting Time**  
 Yes  No

**Correct Uniforms**  
 1st Team Yes  No   
 2nd Team Yes  No

**Comments**

**Coachs' Voting**  
 Most Valuable Player  
 1. H. Mamerow  
 2. D. Miller  
 3. B. K. Carey  
 Signature: [Signature]  
 Club: NALC  
 Signature: [Signature]  
 Club: Bris

Won by Brighton  
 Signified Correct...  
 1st Named Team Brighton  
 2nd Named Team North Adelaide

Umpires/Referees  
 Signature [Signature] Name S FALCONE Club SEC  
 Signature [Signature] Name Lee Haskett Club ALL  
 Signature \_\_\_\_\_ Name \_\_\_\_\_ Club \_\_\_\_\_

1st Named Team Uni S.A

2nd Named Team Adelaide uni

LSA No.	No.	Initials	Surname (In Alphabetical Order)	Penal	Assist	Goals				Total	LSA No.	No.	Initials	Surname (In Alphabetical Order)	Penal	Assist	Goals				Total															
						1	2	3	4								1	2	3	4																
	3	D	BURROWS							7		73	K ALAN																							
	25	M	CLARK									15	R COOK-JOHNSON	Y																						
	32	S	DILENA							9		18	R ERIKSEN																							
	50	L	GIBBONS	Y								22	D HANNAFORD																							
	4	M	GIBBONS									8	L HIGGINS	Y																						
	31	C	PICKERING									9	L HUTCHINSON																							
	40	W	PILTZ		1					1		3	V MATTERS										2													
		T	PRIZZI									2	V MESTENS																							
	9	J	WILLIAMS							2		13	K NAYDA																							
	17	E	WILLIAMS-RALFE									27	N OWENS	Y									1													
												11	J PAGE										1													
												5	A REACHEY										1													
												20	L SCHAEFER	Y																						
												19	R THAMM																							
												17	T TRAN																							
												10	J TUCKEY																							
												23	A UCHIKAWA										1													
												4	A WEATHERFORD										1													
						Totals					8	2	7	2						19							Totals					1	1	1	3	6

**Officials Report**

**Scorers**  
 1st Team Yes  No   
 2nd Team Yes  No

**Time Clock**  
 Yes  No

**Green Card**  
 Yes  No

**Yellow Card**  
 Yes  No

**Red Card**  
 Yes  No

**Correct Starting Time**  
 Yes  No

**Correct Uniforms**  
 1st Team Yes  No   
 2nd Team Yes  No

**Comments**

**Coachs' Voting**  
 Most Valuable Player  
 1. E. WILLIAMS-RALFE  
 2. J. PAGE  
 3. M. GIBBONS  
 Signature: *[Signature]*  
 Club: Adelaide Uni  
 Signature: *[Signature]*  
 Club: Uni SA.

Won by Uni S.A Umpires/Referees Score 19 to 6  
 Signified Correct... Name Kari Kiplaks Club STANLUA  
 Signature *[Signature]* Name Michaela Warchope Club Sturt  
 Signature *[Signature]* Name Wendy Kiplaks Club STANLUA

1st Named Team GLENELG 2nd Named Team WEST TORRENS

LSA No.	No.	Initials	Surname (In Alphabetical Order)	Penal	Assist	Goals				Total	LSA No.	No.	Initials	Surname (In Alphabetical Order)	Penal	Assist	Goals				Total
						1	2	3	4								1	2	3	4	
	9	N	<del>BARKER</del> BISHOP				11		2		37	R	BROOKER								
	1	A	BARIKER								17	K	<del>CLARK</del>								
	17	J	BARREAU				11		3		32	V	CLARK								
	5	D	BARTLETT								27	L	HALLETTFAIRE								
	7	K	CHAROUSIS								33	E	HIXON								
	12	L	CUNNINGHAM								36	S	HIXON								
	16	L	DINNING								2	E	KETRIDGE								
	14	Z	FAROHAR	Y							11	M	LINKE								
	13	K	GOODALE								3	K	SCANLON								
	14	V	HODGSON								15	H	SHERIFF								
	40	S	KENYON								8	S	WELLS								
	15	C	LYONS										KNOCKED IN								
	8	E	McMILLAN																		
	18	E	MORTON																		
	10	R	PROUDMAN																		
	3	J	SLOAN																		
	19	T	STRATMAN																		
	2	S	TUIT																		
	11	A	WHITE																		
	41	S	ROBINSON																		
						<b>Totals</b> 0 2 2 1 5										<b>Totals</b> 0 2 0 0 2					

Won by GLENELG Umpires/Referees Score 5 to 2  
 Signified Correct... Signature [Signature] Name Stacy Haddock Club ISLS  
 1st Named Team [Signature] Signature [Signature] Name T FELEPA Club WLC  
 2nd Named Team [Signature] Signature [Signature] Name TAMMY Club

**Officials Report**

Signature \_\_\_\_\_  
 Date \_\_\_\_\_  
 Time \_\_\_\_\_  
 Green Card \_\_\_\_\_  
 Yellow Card \_\_\_\_\_  
 Red Card \_\_\_\_\_  
 Correct Starting Time \_\_\_\_\_  
 Correct Uniforms \_\_\_\_\_  
 Comments \_\_\_\_\_

Cause of Injury \_\_\_\_\_  
 Date of Injury \_\_\_\_\_  
 Name of Player \_\_\_\_\_



Report from E.T.P Club          Date 6.8.05 Grade 2 Winnam

1st Named Team Glendig Black 2nd Named Team E.T.P

LSA No.	No.	Initials	Surname (In Alphabetical Order)	Penal	Assist	Goals				Total	LSA No.	No.	Initials	Surname (In Alphabetical Order)	Penal	Assist	Goals				Total
						1	2	3	4								1	2	3	4	
	23	H	Bever		1						24	K	PORTELLI								
	2	M	Reddock						6		4	M	HANSFORD								
	3	J	Dixon								21	T	JENSEN								
	1	H	Duffin								3	A	SHARPE		1						3
		K	Duffin								19	J	SCOTT-SMITH								0
	23	D	Giamarellos						0		13	S	SHARPE								0
	14	M	McGill								6	M	MATTHEWS								0
	12	J	McIntyre								23	E	ZENGERER								0
	21	N	mead						1		5	L	COCCA		1						1
	26	M	Nicholls								11	P	SPEARS								0
	22	D	Patterson								15	L	VICKERY								0
	5	H	Stanton						2		10	P	EDWARDS								2
	8	P	St Clair								12	L	COOMBES								
	18	S	Trenwith									F	JOHNSTON								
<div style="border: 1px solid black; padding: 10px; display: inline-block;"> <p>11</p> </div>											<div style="border: 1px solid black; padding: 10px; display: inline-block;"> <p>13</p> </div>										
Time Outs											Time Outs										
Totals 3 1 2 4 10											Totals 2 0 0 1 9										

**Officials Report**

Secretary

Time Clock

Green Card

Yellow Card

Red Card

Correct Starting Time

Correct Uniform

Comments

Coaches Voting

1. M. [unclear]

2. M. [unclear]

3. M. [unclear]

4. M. [unclear]

5. M. [unclear]

6. M. [unclear]

7. M. [unclear]

8. M. [unclear]

9. M. [unclear]

10. M. [unclear]

11. M. [unclear]

12. M. [unclear]

13. M. [unclear]

14. M. [unclear]

15. M. [unclear]

16. M. [unclear]

17. M. [unclear]

18. M. [unclear]

19. M. [unclear]

20. M. [unclear]

21. M. [unclear]

22. M. [unclear]

23. M. [unclear]

24. M. [unclear]

25. M. [unclear]

26. M. [unclear]

27. M. [unclear]

28. M. [unclear]

29. M. [unclear]

30. M. [unclear]

Won by Glendig Umpires/Referees          Score 10 to 9

Signified Correct... Signature [Signature] Name Jenny McInerney Club Burn

1st Named Team [Signature] Signature [Signature] Name Kathy Club         

2nd Named Team [Signature] Signature          Name          Club





Report from Adelaide uni Club Date 30/7/05 Grade B Mens  Womens

1st Named Team Adelaide uni 2nd Named Team Brighton

LSA No.	No.	Initials	Surname (In Alphabetical Order)	Penal	Assist	Goals				Total	LSA No.	No.	Initials	Surname (In Alphabetical Order)	Penal	Assist	Goals				Total								
						1	2	3	4								1	2	3	4									
<del>73</del>	<del>L</del>	<del>ATKIN</del>											<del>BARTHOLOMEW</del>																
15	R		Cook-Johnson								16	C	BIERBAUM								1								
18	R		ERIKSEN								13	K	CAREY								1								
8	L		HIGGINS								12	J	FLETCHER																
9	L		Hutchinson								15	R	HALL																
16	B		JENSEN						1		6	T	HERBERT								1								
3	V		MATTERSON			1	1	1	3		2	K	KINSLEY																
2	V		MESTREAS								7	A	LANE								1								
13	K		NAYDA								20	K	LANE								1								
27	N		OWENS	Y					1		11	K	MCNICOL							1	3								
11	J		PAGE	Y					1		19	D	MILLER																
5	G		PEACHEY									C	SHIBED																
17	T		TRAVIS								3	S	SPRATT																
10	J		TUCKER									K	SHEPHERD																
23	A		UCHIKAWA																										
4	A		WEATHERFORD																										
						Totals				2	3	4	3	(12)							Totals				3	3	2	2	(8)

### Officials Report

**Scorers**  
 1st Team Yes  No   
 2nd Team Yes  No

**Time Clock**  
 Yes  No

**Green Card**  
 Yes  No

**Yellow Card**  
 Yes  No

**Red Card**  
 Yes  No

**Correct Starting Time**  
 Yes  No

**Correct Uniforms**  
 1st Team Yes  No   
 2nd Team Yes  No

**Comments**

**Coachs' Voting**  
 Most Valuable Player  
 1. V. MATTERSON  
 2. D. MILLER  
 3. K. MCNICOL  
 Signature: [Signature]  
 Club: Adelaide Uni  
 Signature: [Signature]  
 Club: Brighton

Won by Adelaide uni Umpires/Referees Score 12 to 48  
 Signified Correct... Signature [Signature] Name Nicky Williams Club G.L.C.  
 1st Named Team A.U. Signature [Signature] Name Kari Kiplak Club   
 2nd Named Team Adelaide uni Signature S. Hogan Name Sue Hogan Club WdV

1st Named Team North Adelaide

2nd Named Team Glenside

LSA No.	No.	Initials	Surname (In Alphabetical Order)	Penal	Assist	Goals				Total	LSA No.	No.	Initials	Surname (In Alphabetical Order)	Penal	Assist	Goals				Total				
						1	2	3	4								1	2	3	4					
14	M	M	Ackers							8	1	A	BARKER												
10	M	M	Atkinson								17	E	BARREAU				1	1	1		3				
18	C	C	Brooks								4	D	BARTLETT												
8	K	K	Doyle								7	K	CHAOSIS												
1	K	K	Harford								12	L	CUNNINGHAM												
13	R	R	Harford								16	L	DINNING												
5	S	S	Harrington								14	Z	FARQUHAR												
4	C	C	Hart		1				1		11	K	GOODALE						1		1				
3	E	E	Mamerow			1		1	2		10	S	HURN					1	1		3				
6	H	H	Mamerow			1		1	4		8	E	McMILLAN				1				1				
7	E	E	Schubert								15	R	PROUDMAN												
16	T	T	Gray			1					5	S	ROBINSON												
9	A	A	Gray								3	E	SLOAN												
											19	T	STRAITMAN												
											2	S	TUIT												
											13	A	WHITE												
											18	E	MORTON												
				<b>Totals</b>				1	5	0	2	8					<b>Totals</b>				0	2	3	3	8

### Officials Report

**Scorer**  
 1st Team:  Yes  No  
 2nd Team:  Yes  No

**Time Clock**  
 1st Team:  Yes  No  
 2nd Team:  Yes  No

**Green Card**  
 Yes  No

**Yellow Card**  
 Yes  No

**Red Card**  
 Yes  No

**Correct Starting Time**  
 Yes  No

**Correct Uniforms**  
 1st Team:  Yes  No  
 2nd Team:  Yes  No

**Comments**  
 \_\_\_\_\_  
 \_\_\_\_\_  
 \_\_\_\_\_

Won by DRAW Umpires/Referees [Signature] Score 8 to 8  
 Signified Correct... Signature [Signature] Name Martin Kipfiks Club Sawley  
 1st Named Team [Signature] Signature [Signature] Name Kathy Bengert Club "  
 2nd Named Team [Signature] Signature [Signature] Name Tammy Johnston Club ETP



Report from GLENELG Club Date 30.7.05 Grade B Mumps / Warts

1st Named Team ~~WEST TORRENS~~ 2nd Named Team GLENELG BLACK

LSA No.	No.	Initials	Surname (In Alphabetical Order)	Penal	Assist	Goals				Total	LSA No.	No.	Initials	Surname (In Alphabetical Order)	Penal	Assist	Goals				Total								
						1	2	3	4								1	2	3	4									
	12	J	BEZINA								23	H	Bevan								1								
	<del>27</del>	<del>R</del>	<del>BROOKER</del>								2	M	Braddock								1								
	17	K	CLARK						1		18	J	Dixon																
	32	V	CLARK								7	H	Dohnt																
	<del>27</del>	<del>E</del>	<del>Hallett-Faire</del>								<del>23</del>	<del>D</del>	<del>Giamertos</del>																
	33	E	HIXSON								19	M	McGie																
	40	S	HIXSON								22	J	McIntyre																
	2	E	KETRIDGE						2		23	N	Mead																
	11	M	LINK								26	M	Nicholls								2								
	<del>31</del>	<del>N</del>	<del>PATCHEL</del>								32	D	Patterson								2								
	3	K	SCANLON								5	H	Skehan																
	<del>23</del>	<del>R</del>	<del>SCOOP</del>								8	P	StClair								1								
	15	H	SHERIFF																										
	8	S	WELLS						2																				
	27	L	Hallett-Faire																										
						<b>Totals</b>				2	0	0	1	3							<b>Totals</b>				3	0	2	2	7

**Officials Report**

Scorer:  1st Team,  2nd Team

Time Clock:  No,  Yes

Green Card:  No,  Yes

Yellow Card:  No,  Yes

Red Card:  No,  Yes

Game Starting Time:  No,  Yes

Correct Uniforms:  1st Team,  2nd Team

Coaching:  Yes,  No

Coaching Violation:  Yes,  No

Won by Glenelg Black Umpires/Referees Score 3 to 2

Signified Correct... Signature [Signature] Name G Elson Club Am.

1st Named Team [Signature] Signature [Signature] Name Michaela Wanchape Club Start

2nd Named Team [Signature] Signature [Signature] Name Kia Sheld Club BLK



1st Named Team E.T.P

 2nd Named Team UNI SA

No.	Initials	Surname (In Alphabetical Order)	Penal	Assist	Goals				Total	No.	Initials	Surname (In Alphabetical Order)	Penal	Assist	Goals				Total							
					1	2	3	4							1	2	3	4								
6	M	MATTHEWS						1	3	D	Burrows	Y							5							
21	T	JENSEN							35	M	Clark								3							
8	T	SENIOR							32	S	Diana								2							
24	K	PORTELLI							50	L	GIBBONS															
4	M	RYAN							4	M	GIBBONS															
13	S	SHARPE							6	C	Pickering															
3	A	SHARPE						1	16	J	FRIZZI								2							
11	P	SPEARS							9	J	Williams															
5	L	COCCA							17	E	Williams - RAIFE															
15	L	VICKEREY	Y					1																		
23	E	ZENGERER																								
12	L	COOMBES																								
10	T	JOHNSTON	Y																							
19	J	SCOTT-SMITH																								
		Team Green																								
					Totals				1	2	1	0	3						Totals				3	6	1	14

**Officials Report**
**Scorers**

 1st Team Yes  No   
 2nd Team Yes  No 
**Time Clock**

 Yes  No 
**Green Card**

 Yes  No 
**Yellow Card**

 Yes  No 
**Red Card**

 Yes  No 
**Correct Starting Time**

 Yes  No 
**Correct Uniforms**

 1st Team Yes  No   
 2nd Team Yes  No 
**Comments**
**Coachs' Voting**  
 Most Valuable Player

- L. Gibbons
- M. Ryan
- M. Gibbons

 Signature: [Signature]  
 Club: E.T.P  
 Signature: MRC  
 Club: UNI SA

 Won by USA

Signified Correct...

 1st Named Team J. venigan

 2nd Named Team [Signature]

Umpires/Referees

 Signature [Signature]

 Signature [Signature]

 Score 4 to 3

 Name MARTIN KIPLOKS

 Name Julie Jean Club GL

 Name Kate Kiploks Club SANLUVA

1st Named Team UNI of SA

2nd Named Team Glenelg Black.

LSA No.	No.	Initials	Surname (In Alphabetical Order)	Penal	Assist	Goals				Total	LSA No.	No.	Initials	Surname (In Alphabetical Order)	Penal	Assist	Goals				Total										
						1	2	3	4								1	2	3	4											
	25	M	CLARK							4		28	H	BEVAN																	
	3	D	BURROWS							5		2	M	BRADDOCK							3										
	9	J	WILLIAMS							2		3	J	DIXON																	
	50	L	GIBBONS										H	DOHNT																	
	31	C	PICKERING							4			K	DOHNT																	
	17	E	WILLIAMS RAFF										D	GIAMARELOS																	
	81	M	GIBBONS										E	HODGEMAN																	
	6	J	KENNEY									19	M	MCGIE																	
	32	S	DILENA							7			J	MCINTYRE																	
												23	N	MEAD																	
												6	M	NICHOLS																	
												32	D	PATTERSON																	
													H	SHELAN																	
												8	P	ST CLAIR							4										
												18	S	TRENWITH																	
												1	M	ROBERTS																	
						<b>Totals</b>					4	7	8	3	22							<b>Totals</b>					2	2	2	1	7

**Officials Report**

**Scorers**  
 1st Team Yes  No   
 2nd Team Yes  No

**Time Clock**  
 Yes  No

**Green Card**  
 Yes  No

**Yellow Card**  
 Yes  No

**Red Card**  
 Yes  No

**Correct Starting Time**  
 Yes  No

**Correct Uniforms**  
 1st Team Yes  No   
 2nd Team Yes  No

**Comments**

**Coachs' Voting**  
 Most Valuable Player  
 1. E. Williams - USA  
 2. M. Gibbons - SA  
 3. P. St. Clair - Glenelg

Signature: [Signature]  
 Club: USA

Signature: [Signature]  
 Club: [Signature]

**No scores**  
**No time kept**  
**No subsheet**

Won by USA  
 Signified Correct...  
 1st Named Team [Signature]  
 2nd Named Team [Signature]

**Umpires/Referees**  
 Signature [Signature]  
 Signature [Signature]  
 Signature [Signature]

Score 22 to 7  
 Name Melanie Clark Club WT  
 Name Martin Kiplos Club [Signature]  
 Name Tracey Ecappa Club WLC





Report from

WALC

Club

Date

23/7/05

Grade

B

Mens Womens

1st Named Team North Adelaide

2nd Named Team West Torrens

LSA No.	No.	Initials	Surname (In Alphabetical Order)	Penal	Assist	Goals				Total	LSA No.	No.	Initials	Surname (In Alphabetical Order)	Penal	Assist	Goals				Total																			
						1	2	3	4								1	2	3	4																				
	14	M	Ackers					1		2		12	J	BEZZINA																										
	9	A	Gray					"	"	3		37	R	BROOKER																										
	16	T	Gray							1		17	K	CLARK																										
	4	C	Hart							1		32	N	CLARK																										
	3	E	Momelow							3		27	L	WALLET - PAIN																										
	6	H	Momelow							3		33	E	HIXON																										
	7	E	Schwert							2				W	KATRINA																									
												11	M	LINKS																										
												3	IL	SCANLON																										
												15	M	SHERIFF																										
										<b>Totals</b>			<b>4</b>	<b>2</b>	<b>3</b>	<b>6</b>	<b>15</b>	<b>Totals</b>			<b>0</b>	<b>3</b>	<b>1</b>	<b>3</b>	<b>7</b>															

Match Report

Won by North Adelaide  
 Signified Correct...  
 1st Named Team \_\_\_\_\_  
 2nd Named Team \_\_\_\_\_

**Umpires/Referees**  
 Signature \_\_\_\_\_  
 Signature \_\_\_\_\_  
 Signature \_\_\_\_\_

Score 15 to 7  
 Name TAMMY Club \_\_\_\_\_  
 Name BENJAMIN Club \_\_\_\_\_  
 Name \_\_\_\_\_ Club \_\_\_\_\_

**Officials Report**

Score: \_\_\_\_\_

Time: \_\_\_\_\_

Green Card: \_\_\_\_\_

Yellow Card: \_\_\_\_\_

Red Card: \_\_\_\_\_

Comments:

Coach's Rating: \_\_\_\_\_

Grade: \_\_\_\_\_







Report from

NALC

Club

Date

2/7/05

Grade

B

Mens  Womens

1st Named Team

Adelaide Uni

2nd Named Team

North Adelaide

LSA No.	No.	Initials	Surname (In Alphabetical Order)	Penal	Assist	Goals				Total	LSA No.	No.	Initials	Surname (In Alphabetical Order)	Penal	Assist	Goals				Total
						1	2	3	4								1	2	3	4	
	13	K	Allan								14	M	Ackers								
	12	P	Blackington					1	1	2	10	M	Atkinson								
	15	R	Cook-Johnson						1	1	21	M	Baker								
	18	R	Eriksson							1	18	G	Brooks								
	22	D	Honnaford						1	1	8	K	Doyle								
	8	L	Blackburn							1	9	A	Gray								
	9	L	Witchinson							1	16	T	Gray								
	16	B	Jensen							1	12	Y	Griffith								
	1	M	King							1	1	K	Hartford								
	14	A	McPherson					1	1	2	13	R	Hartford								
	3	V	Matterson							1	5	S	Harrington								
	2	V	Masters							1	4	C	Hart						1	1	
	13	R	Nayda					1	1	2	3	E	Mameraw								
	11	J	Page							1	6	H	Mameraw						1	2	
	5	ST	Pearcey							1	7	E	Schubert								
	7	B	Reid					1	1	2	22	J	Twisk								
	20	L	Schaefer							1											
	19	R	Thamm							1											
	17	T	Tian							1											
	10	J	Tuckey							1											
	23	A	Uchikawa							1											
	4	A	Weatherford							1											
										2											
										2											
										2											

Officials Report		
Score	15	3
Time Cook		
Green Card		
Yellow Card		
Red Card		
Conduct Starting Team		
Conduct Referee		
Comments		
Coach's Rating		
Best Substituted Player		
Official's Name		
Signature		
Date		

Won by Adelaide Uni  
Signified Correct... [Signature]  
1st Named Team [Signature]  
2nd Named Team [Signature]

Umpires/Referees  
Signature [Signature]  
Signature [Signature]  
Signature [Signature]

Score 15 to 3  
Name Nicky Williams Club G.L.C.  
Name Jack Moran Club G.L.C.  
Name  Club



Report from GLENELG Club Date 02/07/05 Grade B M/B  W  G

1st Named Team ETP

2nd Named Team GLENELG

No.	Initials	Surname (In Alphabetical Order)	Penal	Assist	Goals				Total	No.	Initials	Surname (In Alphabetical Order)	Penal	Assist	Goals				Total						
					1	2	3	4							1	2	3	4							
17	P	EDWARDS				1		1	18	J	BARREAU					1		1							
21	T	JENSEN							5	D	BARTLETT														
5	L	COCCA				1	1	2	7	K	CHAUSIS														
23	E	ZENGERER	Y			1		1	12	L	CUNNINGHAM														
24	K	PORTELLI							10	S	HURN														
6	M	MATTHEWS			1	1		2	51	S	KENYON														
13	S	SHARPE					1	1	15	C	LYONS														
4	M	HANSFORD							17	E	MORTON														
15	L	VICKERY							14	S	ROBINSON														
12	L	COOMBES							3	J	SLOAN														
10	T	JOHNSTONE							19	T	STRATMAN														
3	A	SHARPE			1	1		3			<del>S TUTT</del>														
<div style="border: 1px solid black; border-radius: 50%; width: 50px; height: 50px; display: flex; align-items: center; justify-content: center; margin: 0 auto;">12</div>									11	A	WHITE														
									2	K	GOODALE														
									16	L	DINNING									Y					
									4	S	TUTT														
<div style="border: 1px solid black; border-radius: 50%; width: 50px; height: 50px; display: flex; align-items: center; justify-content: center; margin: 0 auto;">15</div>																									
Time Outs					Totals					Time Outs					Totals										
					2   1   5   2   10										0   1   0   0   1										

### Officials Report

**Scorers**  
 1st Team Yes  No   
 2nd Team Yes  No

**Time Clock**  
 Yes  No

**Green Card**  
 Yes  No

**Yellow Card**  
 Yes  No

**Red Card**  
 Yes  No

**Correct Starting Time**  
 Yes  No

**Correct Uniforms**  
 1st Team Yes  No   
 2nd Team Yes  No

**Comments**

---

**Coachs' Voting**  
 Most Valuable Player  
 1. P. EDWARDS  
 2. M. Mathews  
 3. J. Sloan  
 Signature: [Signature]  
 Club: Sturt  
 Signature: [Signature]  
 Club: ETP

Won by ETP  
 Signified Correct...  
 1st Named Team [Signature]  
 2nd Named Team Wallerand

Umpires/Referees  
 Signature [Signature] Name Kari Kiplaks Club SAWCUA  
 Signature [Signature] Name NIKKIVOYSEY Club ETP-SAWCUA  
 Signature [Signature] Name Michaela Wainchop Club Sturt



Report from BRIGHTON

Club

Date 2/7/05

Grade B

Womens

1st Named Team GLENELG BLACK

2nd Named Team BRIGHTON

LSA No.	No.	Initials	Surname (In Alphabetical Order)	Penal	Assist	Goals				Total	LSA No.	No.	Initials	Surname (In Alphabetical Order)	Penal	Assist	Goals				Total
						1	2	3	4								1	2	3	4	
	2	M	BRADDOCK				1			1	15	T	BARTHOLOMEW								1
	3	J	DIXON							1	5	C	BIERBAUM								
	1	H	DOHNT							1	<del>2</del>	<del></del>	<del></del>								
	23	D	GAMBIEROS							1	12	J	FLETCHER								
	19	M	MAGLE							2	1	R	HALL								
	26	M	NICHOLLS							1	10	T	HERBERT								6
	5	H	SKEHAN							1	6	T	JONES								
	8	P	ST CLAIR							1	2	K	KINSLEY								
	12	S	TRENWITH							1	9	A	LANE								
	28	L	WAGNER							1	20	K	LANE								1
	21	K	DOHNT							1	11	K	MENICOL								
											19	D	MILLER								
											51	E	MITCHELL								
											17	A	MUGGLETON								
											14	C	STARRD								
											7	S	SPRATTI								
											6	K	SHEPHERD								
						Totals				233210							Totals				22138

Officials Report			
Secretary	Yes	No	
Time Clock	Yes	No	
Green Card	Yes	No	
Yellow Card	Yes	No	
Red Card	Yes	No	
Correct Starting Time	Yes	No	
Correct Uniforms	Yes	No	
Comments	<p>11</p> <p>16</p>		
Coach's Voting	<p>M. Bradock</p> <p>M. Magle</p> <p>K. Kinsley</p>		

Won by Glenelg black  
 Signified Correct...  
 1st Named Team Black  
 2nd Named Team Brighton

Umpires/Referees  
 Signature [Signature]  
 Signature [Signature]  
 Signature [Signature]

Score 10 to 8  
 Name TAMMY Club \_\_\_\_\_  
 Name KIA Club GLE  
 Name \_\_\_\_\_ Club \_\_\_\_\_





Report from WEST TORRENS Club

Date 2-7-05

Grade B

Mens/Womens

1st Named Team UNI SA

2nd Named Team WEST TORRENS

LSA No.	No.	Initials	Surname (In Alphabetical Order)	Penal	Assist	Goals				Total	LSA No.	No.	Initials	Surname (In Alphabetical Order)	Penal	Assist	Goals				Total
						1	2	3	4								1	2	3	4	
	9	J	WILLIAMS								12	J	BEZZINA								
	17	E	WILLIAMS-RAIFE								37	R	BROOKER								1
	25	M	CLARK		11		1		3		17	K	CLARK								1
	40	W	RULTZ			1			1		32	V	CLARK								
	3	D	BURROWS			1	1		2		33	E	HIXSON								
	32	S	DILENA			111	11	111	8		<del>40</del>	<del>S</del>	<del>HIXSON</del>								
	6	C	PICKERING								2	E	KETRIDGE								
	<del>16</del>	<del>J</del>	<del>NAGY</del>								11	M	LINKE								
	15	T	PRIZZI						1		31	N	PATTICHIS								1
	7	G	PARLETTA						1		3	K	SCANLON								2
											23	R	SURROF								
											15	H	SHERIFF								
											8	S	WELLS								
											27	L	HALLETT-FAIRS								
						<b>Totals</b>										<b>Totals</b>					
						6										00					
						1										1					
						4										2					
						4										3					
						15										3					

### Officials Report

**Scorers**  
 1st Team Yes  No   
 2nd Team Yes  No

**Time Clock**  
 Yes  No

**Green Card**  
 Yes  No

**Yellow Card**  
 Yes  No

**Red Card**  
 Yes  No

**Correct Starting Time**  
 Yes  No

**Correct Uniforms**  
 1st Team Yes  No   
 2nd Team Yes  No

**Comments**  
 \_\_\_\_\_  
 \_\_\_\_\_

**Coachs' Voting**  
 Most Valuable Player  
 1. \_\_\_\_\_  
 2. \_\_\_\_\_  
 3. \_\_\_\_\_

Signature: \_\_\_\_\_  
 Club: \_\_\_\_\_  
 Signature: \_\_\_\_\_  
 Club: \_\_\_\_\_

**Both**

Won by UNI SA

Signified Correct...

1st Named Team [Signature]

2nd Named Team [Signature]

Umpires/Referees

Signature [Signature]

Signature [Signature]

Signature [Signature]

Score 15 to 3

Name \_\_\_\_\_ Club WTLC

Name S. HIXSON Club WTLC

Name Julie Sloan Club GIC



Report from E.T.P.

Club

Date 25.6.05

Grade B

Mens  Womens

1st Named Team E.T.P.

2nd Named Team NORTH. ADELAIDE

LSA No.	No.	Initials	Surname (In Alphabetical Order)	Penal	Assist	Goals				Total	LSA No.	No.	Initials	Surname (In Alphabetical Order)	Penal	Assist	Goals				Total														
						1	2	3	4								1	2	3	4															
	23	E	ZENGERER			1	1			(3)		14	M	Ackers																					
	6	M	MATHEWS		1					(1)		10	M	Atkinson																					
	3	A	SHARPE									13	C	Brooks																					
	11	P	SPEARS									8	K	Doyle																					
	4	M	HANSFORD							(2)		9	A	Gray																					
	53	L	COCCA							(2)		16	T	Gray																					
	3	T	SENIOR									12	Y	Gualtieri																					
		T	JENSEN							(3)		19	K	Harford																					
	10	T	JOHNSON	Y	11					(3)		15	R	Harford																					
	19	J	SCOTT-SMITH							(3)		5	S	Harrington																					
	15	L	VICKERY							(3)		3	E	Mannion																					
	24	K	PORTELLI							(1)		6	U	Mannion																					
	17	P	EDWARDS	Y						(1)																									
	1	N	WEEKS	Y																															
	12	L	COOMBS																																
						Totals					3	6	3	1	13							Totals					0	0	0	1					
Time Outs												Time Outs																							

**Officials Report**

**Scorers**  
 1st Team Yes  No   
 2nd Team Yes  No

**Time Clock**  
 Yes  No

**Green Card**  
 Yes  No

**Yellow Card**  
 Yes  No

**Red Card**  
 Yes  No

**Correct Starting Time**  
 Yes  No

**Correct Uniforms**  
 1st Team Yes  No   
 2nd Team Yes  No

**Comments**  
 Start for  
 Supplied  
 Umpire: WT

**Coachs' Voting**  
 Most Valuable Player  
 1. L VICKERY  
 2. M. Mannion  
 3. P. EDWARDS  
 Signature: [Signature]  
 Club: E.T.P.  
 Signature: [Signature]  
 Club: N.A.L.

L VICKERY  
M. Mannion  
P. EDWARDS

Won by E.T.P.

Signified Correct...  
 1st Named Team J. Jensen  
 2nd Named Team [Signature]

**Umpires/Referees**  
 Signature: [Signature]  
 Signature: [Signature]  
 Signature: [Signature]

Score 13 to 1

Name Stacy Appal Club BNW  
 Name Laura Robinson Club Glenside  
 Name \_\_\_\_\_ Club \_\_\_\_\_

1st Named Team GLENELG 2nd Named Team GLENELG BLACK

LSA No.	No.	Initials	Surname (In Alphabetical Order)	Penal	Assist	Goals				Total	LSA No.	No.	Initials	Surname (In Alphabetical Order)	Penal	Assist	Goals				Total								
						1	2	3	4								1	2	3	4									
	1	A	BARKER								28	H	BEVAN																
	18	J	BARREAU		1				1		3	A	BESSANIKO																
	5	D	BARTLETT								2	K	DOHNT																
	7	K	CHAOUSIS			1			1		1	M	DOHNT				1				2								
	12	L	CUNNINGHAM		1				1		23	D	GIAMAREUS								1								
	10	L	DINNING								19	M	MCGIE																
	17	Z	FARQHAR								4	J	MCINTYRE																
	10	S	HURN			1			1		21	N	MEAD																
	4	V	HODGESON								26	M	NICHOLLS				1	1		11	4								
	15	G	LYONS								32	D	PATTERSON																
	14	S	ROBINSON	Y							5	H	SKEHAN							1	1								
	3	J	SLOAN	G							8	P	ST. CLAIR																
	19	T	STRATMAN						1		18	S	TRENWITH																
	2	S	TUIT																										
	8	L	McMILLAN			1	1	1	3																				
	48	E	MORTON																										
	17	A	WHITE																										
						<b>Totals</b>				<b>2</b>	<b>3</b>	<b>1</b>	<b>2</b>	<b>8</b>							<b>Totals</b>				<b>2</b>	<b>1</b>	<b>3</b>	<b>2</b>	<b>8</b>

**Officials Report**

Score: \_\_\_\_\_

Time Check:  No  Yes

Green Card:  No  Yes

Yellow Card:  No  Yes

Red Card:  No  Yes

Correct Starting Time:  No  Yes

Correct Lineups:  No  Yes

Comments: \_\_\_\_\_

Coaches:  No  Yes

Umpires/Referees:  No  Yes

Signature: \_\_\_\_\_

Won by DRAW Umpires/Referees Score 8 to 8

Signified Correct... Signature [Signature] Name F. TURNER Club GRC

1st Named Team [Signature] Signature [Signature] Name [Signature] Club GRC

2nd Named Team [Signature] Signature [Signature] Name [Signature] Club [Signature]

1st Named Team West Torrens 2nd Named Team Adelaide uni

LSA No.	No.	Initials	Surname (In Alphabetical Order)	Penal	Assist	Goals				Total	LSA No.	No.	Initials	Surname (In Alphabetical Order)	Penal	Assist	Goals				Total	
						1	2	3	4								1	2	3	4		
	12	J	BEZZINA								73	K	ALLAN								1	
	37	R	BROOKER								<del>12</del>	<del>P</del>	<del>BLACKINTEN</del>									
	17	K	CLARK								18	R	ERIKSEN									
	32	V	CLARK								22	D	MANNAFORD							1	1	2
	27	L	HACKETT-PARRS								8	L	HIGGINS									
	33	E	HLXSON								<del>L</del>	<del>HUTCHINSON</del>										
	40	S	HLXSON			1				1	M	KING									1	
	15	H	SHERRIFF							3	<del>B</del>	<del>MATTERSON</del>				1	1	1	1		3	
	3	K	SCANLON							13	K	NAYDA										
	2	E	KETRIDGE					1	1	27	N	OWENS									4	
	11	M	LINKE							11	J	PAGE				1	1	1			4	
	8	S	WELLS							<del>5</del>	<del>G</del>	<del>PEACHEY</del>										
										<del>20</del>	<del>L</del>	<del>SCHAEFER</del>										
										19	B	THAMM								1	1	
										17	T	TRAN										
										10	J	TUCKEY										
										23	A	UCHIKAWA										
										4	A	WEATHERFORD										
Time Outs						Totals 0 1 0 1 2					Time Outs						Totals 3 5 4 1 13					

### Officials Report

**Scorers**  
 1st Team Yes  No   
 2nd Team Yes  No

**Time Clock**  
 Yes  No

**Green Card**  
 Yes  No

**Yellow Card**  
 Yes  No

**Red Card**  
 Yes  No

**Correct Starting Time**  
 Yes  No

**Correct Uniforms**  
 1st Team Yes  No   
 2nd Team Yes  No

**Comments**

**Coachs' Voting**  
 Most Valuable Player  
 1. V. MATTERSON  
 2. K. CLARK  
 3. J. PAGE  
 Signature: [Signature]  
 Club: Adel Uni  
 Signature: [Signature]  
 Club: WIT

Won by Adelaide uni Score 13 to 2  
 Signified Correct  
 1st Named Team West Torrens Umpires/Referees  
 2nd Named Team Adelaide uni Name Michaela Wauchope Club Sturt  
 Signature [Signature] Name AMELIA ZANDER Club STURT  
 Signature [Signature] Name Kari Kiplaks Club SAWLA

1st Named Team BRIGHTON 2nd Named Team UNIVERSITY OF SA

LSA No.	No.	Initials	Surname (In Alphabetical Order)	Penal	Assist	Goals				Total	LSA No.	No.	Initials	Surname (In Alphabetical Order)	Penal	Assist	Goals				Total										
						1	2	3	4								1	2	3	4											
	5	C	BIERBAOM								3	D	Burrows				1	1	1	1	11										
	13	K	CAREY								25	M	Clark	1							2										
	12	J	FLETCHER								32	S	Dilena.			1					3										
	18	H	GIRUAN								50	L	Gibbons																		
	10	R	HALL								10	J	Kenney																		
	1	T	HERBERT								31	C	Dickering								1										
	3	T	JONES						4		40	W	Piltz								2										
	2	K	KINSLEY								9	J	Williams																		
	9	A	LANE								17	E	Williams-Ralfe																		
	20	K	LANE																												
			<del>R. MCGEE</del>																												
	11	K	MCNICOL																												
	19	D	MILLER																												
	51	C	MITCHELL																												
	17	A	MUGGLETON																												
	6	S	SPRATT						1																						
						<b>Totals</b>				1	1	2	2	6							<b>Totals</b>						5	6	1	7	19

Lacrosse S.A. Match Report

**Officials Report**

Referee:  Yes  No  
 1st Team:  Yes  No  
 2nd Team:  Yes  No

Time Outs:  Yes  No

Penal:  Yes  No

Assist:  Yes  No

Goals:  Yes  No

Comments:

Coach's Name: W. Lane  
 Club: Brighton

Player's Name: L. Gibbons  
 Club: WALL

Won by uni of SA. Score 19 to 6  
 Signified Correct...  
 1st Named Team Brighton Umpires/Referees Name TAMMY Club BRIGHTON  
 2nd Named Team Walla Signature [Signature] Name M. BASWILL Club WALL





Report from NALC Club     Date 18/6/05 Grade B Men's Women's

1st Named Team North Adelaide 2nd Named Team Glennelg (Black)

LSA No.	No.	Initials	Surname (In Alphabetical Order)	Penal	Assist	Goals				Total	LSA No.	No.	Initials	Surname (In Alphabetical Order)	Penal	Assist	Goals				Total								
						1	2	3	4								1	2	3	4									
	20	M	Ackeis								21	N	MEAD								1								
	<del>18</del>	<del>M</del>	<del>AIRKINSON</del>								1	H	DOLINI								1								
	18	C	Brooks								8	P	ST. CLAIR	Y							1								
	18	K	Doyle								2	M	BRADDICK								1								
	9	A	Gray						1		26	M	NICHOLLS								1								
	16	T	Gray						1		3	J	DIXON								2								
	12	Y	Guatta								18	S	TRENWITH								2								
	19	K	Harford						1		5	H	SKEHEN								3								
	15	R	Harford								32	D	PATTERSON								1								
	5	S	Harrington								19	M	MOLIE	Y							1								
	4	C	Hart								23	D	GLAMERLAW								1								
	3	E	Mamerow						2		28	H	BEVAN								5								
	6	H	Mamerow						5																				
	7	E	Schubert																										
Time Outs						11	1	Totals			2	3	3	2	10	Time Outs						Totals			1	1	5	2	9

Won by NALC Umpires/Referees Score 10 to 9  
 Signified Correct... Signature [Signature] Name O. HACK Club BTW  
 1st Named Team [Signature] Signature [Signature] Name G. ELSON Club BTW  
 2nd Named Team [Signature] Signature [Signature] Name     Club    

**Officials Report**

Excuses  
 Referee: No. 1 No. 2 No. 3  
 Referee: No. 1 No. 2 No. 3  
 Time Clock  
 Yes No  
 Green Card  
 Yes No  
 Yellow Card  
 No No  
 Red Card  
 No No  
 Correct Starting Time  
 No No  
 Correct Uniforms  
 No. 1 No. 2 No. 3  
 No. 1 No. 2 No. 3  
 Comments  
 Coach's Name  
 Referee's Name

1st Named Team WEST TORRENS

2nd Named Team BRIGHTON

No.	Initials	Surname (In Alphabetical Order)	Penal	Assist	Goals				Total	No.	Initials	Surname (In Alphabetical Order)	Penal	Assist	Goals				Total										
					1	2	3	4							1	2	3	4											
12	J	BEZZINA								3	T	BARTHOLOMEW																	
37	R	BROOKER								5	C	BIERBAUM		1		1					2								
17	K	CLARK						①		13	K	CAREY																	
32	V	CLARK								12	J	FLETCHER																	
33	E	HIXSON									<del>H</del>	<del>CHURCH</del>																	
40	SS	HIXSON								2	R	HALL		1															
2	E	KETTRIDGE								1	T	HERBERT									1								
3	K	SCANLON									<del>F</del>	<del>JONES</del>																	
8	S	WELLS				1		①		9	A	LANE									2								
15	H	SHERIFF								20	K	LANE		1			1				2								
11	M	LINKE									<del>R</del>	<del>MCCORMACK</del>																	
										11	K	MENICOL				1	1	1		4									
										19	D	MILLER								<del>E</del>	<del>MITCHELL</del>								
										17	A	MUGGLETON									<del>E</del>	<del>SHERRIFF</del>			1		1		2
										10	S	SPRATT																	
										Time Outs				Totals 0 0 1 1 2					Time Outs				Totals 3 4 2 4 13						

### Officials Report

**Scorers**

1st Team Yes  No

2nd Team Yes  No

**Time Clock**

Yes  No

**Green Card**

Yes  No

**Yellow Card**

Yes  No

**Red Card**

Yes  No

**Correct Starting Time**

Yes  No

**Correct Uniforms**

1st Team Yes  No

2nd Team Yes  No

#### Comments

**Coachs' Voting**  
Most Valuable Player

1. K. Menicol

2. S. Wells

3. D. Miller

Signature: [Signature]

Club: B/6/05

Signature: [Signature]

Club: WIT

Won by Brighton

Signified Correct

1st Named Team A.K. Upton

2nd Named Team J. Bartholomew

White Copy to REGISTRAR Yellow Copy to UMPIRES Blue Copy to CLUB

Umpires/Referees

Signature [Signature]

Signature [Signature]

Signature [Signature]

Score 2 to 13

Name Kari Kiplaks

Name M. Tuckey

Name [Blank]

Club Assoc.

Club STVA

Club [Blank]

1st Named Team Adelaide Uni 2nd Named Team East Torrens Payneham

LSA No.	No.	Initials	Surname (In Alphabetical Order)	Penal	Assist	Goals				Total	LSA No.	No.	Initials	Surname (In Alphabetical Order)	Penal	Assist	Goals				Total																										
						1	2	3	4								1	2	3	4																											
	73	K	ALLAN	Y								4	M	HANSFORD																																	
	12	P	BLACKINGTON					#	1	(1)		5	T	SENIOR																																	
	15	R	COOK-JOHNSON									6	M	MATTHEWS																																	
	18	R	ERIKSEN					#	1	(1)		24	K	PORTELLI																																	
	9	L	HUTCHINSON									19	J	SCOTT-SMITH																																	
	16	B	JENSEN									17	P	EDWARDS																																	
	1	M	KING									15	L	VICKERY																																	
	14	A	MCPHERSON									1	N	WEEKS																																	
	3	V	MATTERSON						1	(1)		11	P	SPEARS																																	
	2	V	MESTENS									12	L	COOMBS																																	
	13	K	NAYDA									2	T	JENSEN																																	
	27	N	OWENS									23	E	ZENGERER																																	
	11	J	PAGE																																												
	5	G	PEACHEY																																												
	20	L	SCHAEFER																																												
	19	R	THAMM																																												
	17	T	TRAN																																												
	10	J	TUCKY																																												
	23	A	UCHIKAWA																																												
	4	A	WEATHERFORD																																												
	22	D	HANNAFORD																																												
	15																																														
Time Outs											Totals						1	3	2	3	9	Time Outs											Totals						2	1	1	3	7				

### Officials Report

**Scorers**  
1st Team Yes  No   
2nd Team Yes  No

**Time Clock**  
Yes  No

**Green Card**  
Yes  No

**Yellow Card**  
Yes  No

**Red Card**  
Yes  No

**Correct Starting Time**  
Yes  No

**Correct Uniforms**  
1st Team Yes  No   
2nd Team Yes  No

**Comments**

**Coachs' Voting**  
Most Valuable Player  
1. EDWARDS  
2. SENIOR  
3. VICKERY

Signature: \_\_\_\_\_  
Club: \_\_\_\_\_  
Signature: \_\_\_\_\_  
Club: \_\_\_\_\_

Won by Adelaide Uni Umpires/Referees: \_\_\_\_\_ Score 9 to 7  
 Signified Correct... Signature [Signature] Name Saleh Khan Club Olaf  
 1st Named Team [Signature] Signature [Signature] Name TRAWAY Club \_\_\_\_\_  
 2nd Named Team [Signature] Signature \_\_\_\_\_ Name \_\_\_\_\_ Club \_\_\_\_\_





Report from GLENELG Club

Club

Date 18/06/05

Grade B

Mens / Womens

1st Named Team GLENELG

2nd Named Team UNIVERSITY OF S.A.

LSA No.	No.	Initials	Surname (In Alphabetical Order)	Penal	Assist	Goals				Total	LSA No.	No.	Initials	Surname (In Alphabetical Order)	Penal	Assist	Goals				Total							
						1	2	3	4								1	2	3	4								
	1	A	BARKER										3	D	BURROWS			1	1	1	1	5						
	5	D	BARTLETT										25	M	CLARK			1				2						
	7	K	CHAOUSIS										32	S	DELINA			1				2						
	12	L	CUNNINGHAM										18	A	IRVING-GUTHRIE													
	16	L	DINNING										31	C	PICKERING													
	2	K	GOODALE										40	W	PULTZ			1	1			3						
	4	V	HODGESON										21	K	NEWMAN													
	10	S	HURN										9	J	WILLIAMS					1		1						
	15	C	LYONS										17	E	WILLIAM-RAFE			1				1						
	14	E	MORTON										47	M	GIBBONS													
	3	J	SLOAN										50	L	GIBBONS													
	19	T	STRATMAN																									
	11	A	WHITE																									
	18	J	BARREAU																									
		Z	FARGUAR																									
						Totals				0	0	1	0							Totals				4	4	3	3	14

Lacrosse S.A. Match Report

**Officials Report**

Referee:  Yes  No  
 Time Clock:  Yes  No  
 Green Card:  Yes  No  
 Yellow Card:  Yes  No  
 Red Card:  Yes  No  
 Contact Starting Time:  Yes  No  
 Contact Uniforms:  Yes  No  
 Comments:

Coach:  Yes  No  
 M. Gibbons  
 J. Williams  
 J. Barreau  
 J. Farguar  
 J. Stratman  
 J. White  
 J. Sloan  
 J. Morton  
 J. Lyons  
 J. Hurn  
 J. Chaousis  
 J. Bartlett  
 J. Barker

Won by UNI of SA  
 Signified Correct...  
 1st Named Team Ballant  
 2nd Named Team

Umpires/Referees  
 Signature [Signature]  
 Signature [Signature]  
 Signature

Score 14 to 1  
 Name T. FELEPPA Club WOOD  
 Name M. KIPLOK Club SAWLOA  
 Name

1st Named Team Brighton 2nd Named Team Glenelg

LSA No.	No.	Initials	Surname (In Alphabetical Order)	Penal	Assist	Goals				Total	LSA No.	No.	Initials	Surname (In Alphabetical Order)	Penal	Assist	Goals				Total
						1	2	3	4								1	2	3	4	
	6	C	Bierbaum					1		2		11	A	Barker							
	12	J	Fletcher									18	J	Barreau					"		2
	3	R	Hall							1		12	L	Cunningham							
	5	T	Herbert									7	K	Chacousis							
	10	J	Jones.							2		16	L	Dinning (Goals)							
	2	K	Kingsley									4	Z	Farguhar							
	20	K	Lane							3		14	K	Goodale (c)							
	11	K	McNicol							3		10	S	Hurn (c)				"	1		3
	19	D	Miller									15	C	Lyons							
	1	C	Mitchell									8	L	McMillan							1
	<del>18</del>	<del>A</del>	<del>Muggeridge</del>									17	S	Robinson							
	18	S	Sprat									3	J	Sloan							
			Knocked in							1		19	T	Stratman							
Team warning x1 Brighton had children scoring *Children should not score due to not concentrating GLC.											Team warning x1										
Time Outs <input type="checkbox"/>						<b>Totals</b> 1 3 4 4 12					Time Outs <input type="checkbox"/>						<b>Totals</b> - 2 4 - 6				

### Officials Report

**Scoring:**  
 1st Team:  2nd Team:

**Time Clock:**  
 Yes  No

**Green Card:**  
 Yes  No

**Yellow Card:**  
 Yes  No

**Red Card:**  
 Yes  No

**Correct Starting Time:**  
 Yes  No

**Correct Officials:**  
 All  1st  2nd

**Comments:**

---

**Copies: Working**  
 (This section contains some illegible handwritten notes)

Won by Brighton Umpires/Referees Score 12 to 6

Signified Correct... Signature [Signature] Name Nicole Bishop Club Glenelg

1st Named Team Brighton Signature [Signature] Name Dawn Ross Club Btm

2nd Named Team Glenelg Signature Melanie Clark Name Melanie Clark Club WTCC



Report from WEST TORRENS Club

Date 11-6-05

Grade 6

Men  Women

1st Named Team EAST TORRENS PAINNEHAM

2nd Named Team WEST TORRENS

LSA No.	No.	Initials	Surname (In Alphabetical Order)	Penal	Assist	Goals				Total	LSA No.	No.	Initials	Surname (In Alphabetical Order)	Penal	Assist	Goals				Total			
						1	2	3	4								1	2	3	4				
	3	A	SHARPE					1				12	J	BEZZINA										
	4	M	HANFORD									17	K	CLARK										
	8	T	SENIOR					1				32	V	CLARK										
	11	P	SPEARS					1				33	E	HIXSON										
	5	L	COCCA			11	11			4			S	HIXSON										
	15	L	VICKERY			1		1		2		3	K	SCANLON										
	6	M	MATTHEWS			1111				4		15	A	SHERIFF										
	21	T	JENSEN									11	M	LINKE										
	19	J	SCOTT-SMITH									34	R	BROOKER										
	24	K	PORTELLI					1		1		8	S	WELLS										
	23	E	ZENGERER			11				2		37	N	PATRICKS										
(11)										(10)														
						Knocked In																		
						<b>Totals</b>	7	5	3	2	17							<b>Totals</b>	-	1	-	1	2	

Won by ETP  
 Signified Correct... Painneham  
 1st Named Team ETP  
 2nd Named Team West Torrens

Umpires/Referees  
 Signature K. Morton  
 Signature S. Appleton  
 Signature M. Bottom

Score 17 to 2  
 Name K. Morton Club GLC  
 Name S. Appleton Club   
 Name M. Bottom Club none

**Officials Report**

Scorekeeper: No. 1  
 Line 1: No. 1  
 Line 2: No. 1  
 Time Clock: No. 1  
 Green Card: No. 1  
 Yellow Card: No. 1  
 Red Card: No. 1  
 Correct Starting Time: No. 1  
 Correct Endtime: No. 1  
 Comments:  
 Coach: W. Jones  
 1st: P. Clark  
 2nd: T. Jensen  
 3rd: P. Danson

1st Named Team GLENELG BLACK

2nd Named Team Adelaide Uni

LSA No.	No.	Initials	Surname (In Alphabetical Order)	Penal	Assist	Goals				Total	LSA No.	No.	Initials	Surname (In Alphabetical Order)	Penal	Assist	Goals				Total																																	
						1	2	3	4								1	2	3	4																																		
	28	H	BEVAN																																																			
	2	M	BRADOCK			1	1			(2)																																												
	3	J	DIXON																																																			
	1	H	DOHNT																																																			
	23	D	GUAMARELOS							*																																												
	19	M	MEGE																																																			
	21	J	MCINTYRE																																																			
		N	MEAD																																																			
	26	M	NICHOLLS																																																			
	32	D	PATTERSON																																																			
	5	H	SKEHAN																																																			
	8	P	ST CLAIR																																																			
	18	S	TRENWITH																																																			
	12	M	ROBERTS																																																			
						<b>Totals</b>														<b>Totals</b>																																		
Time Outs						1 1 0 2 4				Time Outs						6 3 5 2 16																																						

**Officials Report**

**Scorers**  
1st Team Yes  No   
2nd Team Yes  No

**Time Clock**  
Yes  No

**Green Card**  
Yes  No

**Yellow Card**  
Yes  No

**Red Card**  
Yes  No

**Correct Starting Time**  
Yes  No

**Correct Uniforms**  
1st Team Yes  No   
2nd Team Yes  No

**Comments**  
①  
②  
③  
④  
⑤

**Coachs' Voting**  
Most Valuable Player  
1. J. PAGE  
2. J. Dixon G/LC  
3. V. Matterson Adel.

Signature: [Signature]  
Club: Adel Uni  
Signature: [Signature]  
Club: G/LC

Won by Adelaide Uni

Signified Correct... [Initials]

1st Named Team [Signature]

2nd Named Team [Signature]

Umpires/Referees

Signature [Signature] Name Jill Knight

Signature [Signature] Name Cossie Lock

Signature [Signature] Name [Signature]

Score 16 to 4

Name Jill Knight Club Burnside

Name Cossie Lock Club Sturt

Name [Signature] Club [Signature]



Report from

USA

Club

Date

11/6/05

Grade

B

Mens  Womens

1st Named Team University SA

2nd Named Team North Adelaide

LSA No.	No.	Initials	Surname (In Alphabetical Order)	Penal	Assist	Goals				Total	LSA No.	No.	Initials	Surname (In Alphabetical Order)	Penal	Assist	Goals				Total																	
						1	2	3	4								1	2	3	4																		
	25	M	CLARK										14	M	M Ackers																							
	40	W	Pitty						3				10	M	M. Atkinson																							
	9	J	Williams						2				8	K	K. Doyle																							
	17	E	Williams										18	S	C Brooks																							
	18	A	Irving-Guthrie						1				9	A	A Gray																							
	21	K	Whelan						2				16	T	T Gray																							
	50	L	Robbins										12	Y	Y Guatta																							
	32	S	Dilena						5				1	K	K Hartford																							
	31	C	Pickering										15	R	R Hartford																							
	10	J	Kenagy						2				5	S	S Harrington																							
													4	C	C Hart																							
													2	K	Kent Hobbs																							
													3	M	Mamarow																							
													6	H	Mamarow																							
													7	K	Shubert																							
Totals										5	3	4	3	15	Totals										2	1	-	-	3									

Officials Report

Scorers  
1st Team Yes  No   
2nd Team Yes  No

Time Clock  
Yes  No

Green Card  
Yes  No

Yellow Card  
Yes  No

Red Card  
Yes  No

Correct Starting Time  
Yes  No

Correct Uniforms  
1st Team Yes  No   
2nd Team Yes  No

Comments

Coaches' Voting  
Most Valuable Player  
1. E. William-Rick  
2. B. Irving-Guthrie  
3. A. Mamarow.

Signature: \_\_\_\_\_  
Club: USA  
Signature: \_\_\_\_\_  
Club: Aust Added

Won by USA  
Signified Correct...  
1st Named Team \_\_\_\_\_  
2nd Named Team North Adelaide

Umpires/Referees  
Signature [Signature] Name [Name] Club [Club]  
Signature [Signature] Name J. Bartholomew Club Brighton  
Signature [Signature] Name Kari Kiplates Club SAWLUA

Score 15 to 3





Report from NALC Club                      Date 4/6/05 Grade B Mens  Womens

1st Named Team North Adelaide 2nd Named Team Brighton

LSA No.	No.	Initials	Surname (In Alphabetical Order)	Penal	Assist	Goals				Total	LSA No.	No.	Initials	Surname (In Alphabetical Order)	Penal	Assist	Goals				Total								
						1	2	3	4								1	2	3	4									
	14	m	Ackers								10	T	Bartholomew								1								
	10	m	Atkinson								7	C	Bierbaum																
	18	C	Brooks								13	K	Carey																
	<del>8</del>	<del>K</del>	<del>Deje</del>								12	J	Fletcher																
	9	A	Gray								5	T	Herbert								4								
	16	T	Gray								6	T	Jones																
	12	y	Guatta						2		2	K	Kinsley								1								
	1	K	Harford								9	A	Lane								3								
	15	R	Harford								20	K	Lane								3								
	5	S	Harrington								11	K	McNicol								1								
	4	C	Hart								18	E	Mitchell																
	2	E	Kent-Hobbs										<del>Strand</del>																
	3	E	Mamerow						1																				
	6	H	Mamerow						6																				
	7	E	Schubert																										
	<del>11</del>	<del>E</del>	<del>Shinakis</del>																										
						<b>Totals</b>				<b>3</b>	<b>1</b>	<b>2</b>	<b>3</b>	<b>9</b>							<b>Totals</b>				<b>4</b>	<b>4</b>	<b>2</b>	<b>3</b>	<b>13</b>

**Officials Report**

Summary  
 1st Team:  2nd Team:   
 1st Team:  2nd Team:

Time Outs  
 1st Team:  2nd Team:

Green Card  
 1st Team:  2nd Team:

Yellow Card  
 1st Team:  2nd Team:

Red Card  
 1st Team:  2nd Team:

Correct Starting Time  
 1st Team:  2nd Team:

Correct Officials  
 1st Team:  2nd Team:

Comments

Coach's Voting  
 1st Team:  2nd Team:

Won by BRIGHTON Umpires/Referees Name TAMMY Club BRIGHTON  
 Signified Correct... Signature [Signature] Name Cath Morlett Club GLC  
 1st Named Team Gray Signature [Signature] Name                      Club                       
 2nd Named Team Brighton Signature                      Name                      Club



1st Named Team ETP

 2nd Named Team Glenelg Black

No.	Initials	Surname (In Alphabetical Order)	Penal	Assist	Goals				Total	No.	Initials	Surname (In Alphabetical Order)	Penal	Assist	Goals				Total										
					1	2	3	4							1	2	3	4											
3	A	SHARPE					11	3	28	H	BEVAN																		
4	M	HANSFORD							2	M	BRADDOCK							1			1							2	
17	P	EDWARDS				1	1	1	3	3	J	DIXON																	
12	L	COOMBES								1	H	DOHNT																	
24	K	PORTELLI								23	D	GIAMARELOS																	
21	T	JENSEN								19	M	MCGIE																	
5	L	COCCA						1	1	32	J	MCINTYRE																	
6	M	MATTHEWS							1	21	N	MEAD																	
11	P	SPEARS								26	M	NICHOLLS							11									4	
15	L	VICKEREY							1	15	H	SKEHAN																	
23	E	ZENGERER								8	P	ST CLAIR																1	
8	T	SENIOR-CARR								18	S	TRENWITH																1	
19	J	SCOTT-SMITH																											
10	T	JOHNSTON																											
					<b>Totals</b>					3	2	2	4	11						<b>Totals</b>					3	2	2	1	8
Time Outs										Time Outs																			

### Officials Report

**Scorers**  
 1st Team Yes  No   
 2nd Team Yes  No

**Time Clock**  
 Yes  No

**Green Card**  
 Yes  No

**Yellow Card**  
 Yes  No

**Red Card**  
 Yes  No

**Correct Starting Time**  
 Yes  No

**Correct Uniforms**  
 1st Team Yes  No   
 2nd Team Yes  No

**Comments**

**Coaches' Voting**  
 Most Valuable Player  
 1. 17 ETP P Edwards  
 2. 26 GEC M Nicholls  
 3. 3 ETP A Sharpe  
 Signature: [Signature]  
 Club: GEC  
 Signature: [Signature]  
 Club: ETP

 Won by ETP  
 Signified Correct...  
 1st Named Team [Signature]  
 2nd Named Team [Signature]
**Umpires/Referees**  
 Signature [Signature]  
 Signature [Signature]  
 Signature [Signature]

 Score 11 to 8  
 Name Jill Knight Club Burnside  
 Name Kim Sutton Club SURT  
 Name \_\_\_\_\_ Club \_\_\_\_\_



Report from West Torrens Club

Date 4-6-05

Grade B

M/B - W/G

1st Named Team West Torrens

2nd Named Team Glendg.

No.	Initials	Surname (In Alphabetical Order)	Penal	Assist	Goals				Total	No.	Initials	Surname (In Alphabetical Order)	Penal	Assist	Goals				Total				
					1	2	3	4							1	2	3	4					
12	J	Bazzina.							5	D	BARTLETT												
17	K	CLARK				1		1	12	L	CUNNINGHAM												
32	V	CLARK							46	L	DINNING												
45	Z	COOK.							19	J	BARREAU												
2	E	KETRIDGE							14	K	GOODALE												
11	M	LINKE							18	Z	FAROUHAR												
<del>33</del>	<del>E</del>	<del>HIXON</del>							4	V	HODGESON												
34	S	HIXON							10	S	HORN												
29	N	PATTICHIS					1	1	15	C	LYONS												
15	H	Sherriff							8	L	McMILLAN	Y											
8	S	WELLS					1	1	2	17	E	MORTON											
3	K	SCANLAN				1		1	7	R	TROUDMAN												
									3	J	SLOAN	Y											
									16	T	STRATMAN												
									2	S	TUIT												
					Totals				0	1	2	2	5	Time Outs					Totals				

### Officials Report

**Scorers**  
 1st Team Yes  No   
 2nd Team Yes  No

**Time Clock**  
 Yes  No

**Green Card**  
 Yes  No

**Yellow Card**  
 Yes  No

**Red Card**  
 Yes  No

**Correct Starting Time**  
 Yes  No

**Correct Uniforms**  
 1st Team Yes  No   
 2nd Team Yes  No

**Comments** OK  
 JB

**Coachs' Voting**  
 Most Valuable Player  
 (19) J. BARREAU  
 (15) WT E. KETRIDGE  
 (10) S. HORN

Signature: [Signature]  
 Club: [Signature]  
 Signature: [Signature]  
 Club: WT

No. 2 & 29  
 WT  
 NOT IN UNIFORM

Won by Glendg.  
 Signified Correct...  
 1st Named Team [Signature]  
 2nd Named Team [Signature]

**Umpires/Referees**  
 Signature [Signature]  
 Signature [Signature]  
 Signature [Signature]

Score 8 to 5  
 Name Carolyn Pickerns Club Uni SA  
 Name F. TURNER Club CRC



Report from Adelaide uni Club Date 9/6/05 Grade B Match

1st Named Team Adelaide uni 2nd Named Team uni S.A

LSA No.	No.	Initials	Surname (In Alphabetical Order)	Penal	Assist	Goals				Total	LSA No.	No.	Initials	Surname (In Alphabetical Order)	Penal	Assist	Goals				Total										
						1	2	3	4								1	2	3	4											
<del>22</del>	R		ALLAN						1	(1)		3	D	BURROWS			1	11		11	(3)										
12	P		BLACKINGTON		11				11	(11)		25	M	CLARK																	
15	R		COOK-JOHNSON									32	S	DILENA					1		1	(3)									
18	R		ERIKSEN									50	L	GIBSONS																	
8	L		HIGGINS									31	C	PICKERING							1	(1)									
9	L		HUTCHINSON									40	W	PILTZ							1	(1)									
16	B		JENSEN									7	K	TAYLOR					11		1	(5)									
1	M		KING									9	J	WILLIAMS			11	1				(3)									
14	A		MCPHERSON									17	E	WILLIAMS-RALFE																	
2	V		MESTENS																												
13	K		NAYDA																												
	S		OTTAWAY																												
27	N		OWENS																												
11	J		PAGE																												
5	G		PEACHEY																												
20	L		SCHAEFER																												
19	R		THAMM																												
	T		TRAN																												
10	J		TUCKEY																												
4	A		WEATHERFORD																												
						Totals					2	0	0	3	5							Totals					3	4	5	6	13

Won by Uni S.A  
 Signified Correct...  
 1st Named Team A.U  
 2nd Named Team Uni

Umpires/Referees  
 Signature Tammy Name TAMMY Club  
 Signature Julianne Sloan Name Julianne Sloan Club Glenelg  
 Signature \_\_\_\_\_ Name \_\_\_\_\_ Club \_\_\_\_\_  
 Score 18 to 5

**Officials Report**

Security  
 1st Team Yes  No   
 2nd Team Yes  No

Time Clock  
 Yes  No

Green Card  
 Yes  No

Yellow Card  
 Yes  No

Red Card  
 Yes  No

Correct Starting Time  
 Yes  No

Correct Intervals  
 1st Team Yes  No   
 2nd Team Yes  No

Comments

Circular Medals  
 1st Team Yes  No   
 2nd Team Yes  No

1st Named Team GLENELG BLACK

2nd Named Team WEST TORRENS

LSA No.	No.	Initials	Surname (In Alphabetical Order)	Penal	Assist	Goals				Total	LSA No.	No.	Initials	Surname (In Alphabetical Order)	Penal	Assist	Goals				Total		
						1	2	3	4								1	2	3	4			
	2	M	BRADDOCK			1				1		32	V	CLARK				1	1		2		
	3	J	DIXON									17	K	CLARK	Y			1			2		
	1	H	DOHNT									33	E	HIXSON									
	23	D	GAMARELOS			1	1			3		7	K	HIXSON									
	19	M	MCGIE							1		34	S	HIXSON					1		1		
	21	N	MEAD									3	K	SCANLON									
	26	M	NICHOLS			1	1	1		3		15	H	SHERRIFF									
	32	D	PATERSON									11	M	LINKE									
	5	H	SKEHAN									8	S	WELLS						1	1		
	8	P	STCLAIR							1		2	E	KETRIDGE									
	18	S	TRENWITH							1		37	R	BROOKER									
			OWN GOAL							1		12	J	BEZZINA									
<div style="border: 1px solid black; width: 100%; height: 100%; position: relative;"> <div style="position: absolute; top: 50%; left: 50%; transform: translate(-50%, -50%); font-size: 4em; opacity: 0.5;">             Matilda Report           </div> <div style="position: absolute; top: 10%; left: 10%; border: 1px solid black; border-radius: 50%; width: 40%; height: 40%; text-align: center; line-height: 40px;">11</div> <div style="position: absolute; top: 10%; left: 50%; border: 1px solid black; border-radius: 50%; width: 40%; height: 40%; text-align: center; line-height: 40px;">12</div> </div>																							
Time Outs						Totals 2 5 2 2 11						Time Outs						Totals 0 2 2 2 6					

**Officials Report**

Score: 11 to 6

Time Outs:  Yes  No

Green Card:  Yes  No

Yellow Card:  Yes  No

Red Card:  Yes  No

Correct Starting Time:  Yes  No

Correct Uniforms:  Yes  No

Comments:

Coach's Voting:  Yes  No

Signature: *[Signature]*

Won by GLENELG Umpires/Referees [Signature] Score 11 to 6

Signified Correct [Signature] Name Matilda PLOS Club SALUDA

1st Named Team [Signature] Name Karl Kipler Club SKARVA

2nd Named Team [Signature] WTC Name \_\_\_\_\_ Club \_\_\_\_\_

1st Named Team Glendy 2nd Named Team North Adelaide

LSA No.	No.	Initials	Surname (In Alphabetical Order)	Penal	Assist	Goals				Total	LSA No.	No.	Initials	Surname (In Alphabetical Order)	Penal	Assist	Goals				Total		
						1	2	3	4								1	2	3	4			
	1	A	Barber								14	M	Ackers										
	3	D	Barlett								10	M	Alkinson						1				1
	12	L	Cunningham								18	C	Brooks										
	16	L	Dinning								8	K	Doyle										
	14	K	Goodale								9	A	Gray										
	4	V	Hodgeson								1	K	Horsford					1					2
	10	S	Horn			11		1		3	15	R	Horsford										1
	15	S	Lyons								5	S	Harrington										
	8	L	McMillan			11		1	1	4	4	C	Hart										
	7	R	Proudman								2	E	Kent-Hobb										
	11	S	Robinson								3	B	Mameraw										1
	3	J	Sloan								6	H	Mameraw					1					2
	19	T	Stratman								12	T	Gualta					1					1
	13	B	Harris								7	E	Schubert										
	18	A	White									C	Shinners										
	2	S	Tuit																				
	17	E	MORTON																				
(17)											(13)												
Report											10												
Time Outs						Totals 4 0 2 1 7					Time Outs						Totals 2 4 2 1 9						

**Officials Report**

Scored  
 1st Team:  No.   
 2nd Team:  No.

Time Clock  
 No.  No.

Green Card  
 No.  No.

Yellow Card  
 No.  No.

Red Card  
 No.  No.

Correct Starting Time  
 No.  No.

Correct Uniforms  
 1st Team:  No.   
 2nd Team:  No.

Comments

Cheer's Young  
 1st Team:  No.   
 2nd Team:  No.

Won by NORTH ADELAIDE Umpires/Referees Melanie Clark Score 9 to 7  
 Signified Correct...  
 1st Named Team W Pallant Signature Melanie Clark Name M CLARK Club NALL  
 2nd Named Team Kara Hobb NA Signature \_\_\_\_\_ Name \_\_\_\_\_ Club WTL



Report from E.T.P. Club Uni of SA Date 20/5/05 Grade B Mens  Womens

1st Named Team Uni of SA E.T.P. 2nd Named Team Uni of SA

LSA No.	No.	Initials	Surname (In Alphabetical Order)	Penal	Assist	Goals				Total	LSA No.	No.	Initials	Surname (In Alphabetical Order)	Penal	Assist	Goals				Total
						1	2	3	4								1	2	3	4	
	17	P	EDWARDS								3	D	BURROWS								4
	4	M	HANSFORD								25	M	CLARK								1
	3	A	SHARPE	Y							32	S	DILENA								6
	13	S	SHARPE								50	L	GIBBONS								1
	24	K	PORTER								1	M	GIBBONS								
	5	L	COCCA								10	J	KENNEY								1
	6	M	MATTHEWS								31	C	PICKERING								2
	12	L	COMBES								40	W	PILTZ								3
	15	L	VICKERY								9	J	WILLIAMS								
	21	T	JENSEN								17	E	WILLIAMS RALPH								
	11	P	SPEARS																		
	19	J	SCOTT - SMITH																		
	3	T	SENIOR - KARL																		
						<b>Totals</b>											<b>Totals</b>				
						1	1	0	1	3							5	4	6	3	18

Lacrosse SA  
Match  
Report

**Officials Report**

Scorers  
1st Team Yes  No   
2nd Team Yes  No

Time Clock  
Yes  No

Green Card  
Yes  No

Yellow Card  
Yes  No

Red Card  
Yes  No

Correct Starting Time  
Yes  No

Correct Uniforms  
1st Team Yes  No   
2nd Team Yes  No

Comments

Coachs' Voting  
Most Valuable Player  
1. M Hansford (C.T.P.)  
2. M Gibbons  
3. E Williams R. (C.C.)

Signature: [Signature]  
Club: E.T.P.  
Signature: [Signature]  
Club: Uni. SA

Won by Uni of SA Umpires/Referees Score \_\_\_\_\_ to \_\_\_\_\_  
 Signified Correct... Signature J Knight Name JILL KNIGHT Club \_\_\_\_\_  
 1st Named Team Hansford Signature \_\_\_\_\_ Name Stacey Apolton Club BLC  
 2nd Named Team J. Redigan Signature \_\_\_\_\_ Name \_\_\_\_\_ Club \_\_\_\_\_



1st Named Team BRIGHTON

2nd Named Team ADELAIDE UNIVERSITY

LSA No.	No.	Initials	Surname (In Alphabetical Order)	Penal	Assist	Goals				Total	LSA No.	No.	Initials	Surname (In Alphabetical Order)	Penal	Assist	Goals				Total										
						1	2	3	4								1	2	3	4											
19	19	T	BANTACLOMAY								12	P	Blackinton				1	1			2										
	3	C	BLEIDAM								15	R	Cook-Johnson						1		1										
	13	K	CADY								18	R	Eriksen																		
	2	J	FLETCHER								8	L	Higgins					1			1										
	7	H	GIRVAN								9	L	Hutchinson																		
	6	P	HALL								16	B	Jensen																		
	5	T	HERBERT								3	V	Matterson				1	1	1	1	6										
	2	T	JONES		1				2		2	V	MESTENS																		
	10	K	KINSLEY								13	K	NALDA																		
	9	A	LANE								27	N	OWENS																		
	20	R	LANE				1	1			11	S	PAGE				1	1		1	4										
	18	12	MCGREGOR-DEY								5	A	POACHEY																		
	11	R	MENICOL								20	L	SCHAEFER																		
	1	C	MITCHELL				1	1			19	R	THAMM																		
											17	T	TRAN																		
											10	J	TUCKEY							1	1										
											23	A	UCKIKAWA																		
											4	A	WEATHERFORD																		
						<b>Totals</b>				2	0	1	2	5							<b>Totals</b>						3	6	3	3	15

**Officials Report**

Referee: TAMMY Club: GLENELG

Umpires: WARGO

Time Outs: Brighton 0 Adelaide Uni 0

Green Card: Brighton 0 Adelaide Uni 0

Yellow Card: Brighton 0 Adelaide Uni 0

Red Card: Brighton 0 Adelaide Uni 0

Conduct Starting Time: Brighton 0 Adelaide Uni 0

Conduct Uniforms: Brighton 0 Adelaide Uni 0

Comments: NO STOPS

Coach's Name: LAURA ROBINSON

Signature: [Signature]

Won by Adelaide Uni Score 15 to 5

Signed Correct. [Signature] Name TAMMY Club GLENELG

1st Named Team BRIGHTON Signature [Signature] Name LAURA ROBINSON Club GLENELG

2nd Named Team ADELAIDE UNI Signature [Signature] Name [Name] Club [Club]



Report from GLENELG

Club

Date 2/05/05

Grade 8

RND. 3

Men's / Women's

1st Named Team

ADEL UNI

2nd Named Team

GLENELG

LSA No.	No.	Initials	Surname (In Alphabetical Order)	Penal	Assist	Goals				Total	LSA No.	No.	Initials	Surname (In Alphabetical Order)	Penal	Assist	Goals				Total		
						1	2	3	4								1	2	3	4			
	12	P	BLACKINGTON								5	D	BARKLETT										
	15	R	COOK-JOHNSON								12	L	CUNNINGHAM								1		
	18	R	ERIKSEN		1				1		16	L	DINNING										
	8	L	HIGGINS								14	Z	FAROUAR										
	9	L	HUTCHINSON								4	V	HODGSON										
	16	B	JENSEN								10	S	HURN										
	1	M	KING								15	C	LYONS										
	14	A	MC PHERSON								8	E	MC MILLAN						1		1		
	3	V	MATTERSON			1	1	1	4		18	E	MORTON										
	2	V	MESTENS								3	J	SLOAN										
	13	K	NAYDA								<del>14</del>	<del>F</del>	<del>STRATMAN</del>										
	27	N	OWENS			1	1	1	4		2	S	TUIT										
	11	J	PAGE								11	A	WHITE										
	20	L	SCHAEFER																				
	10	R	THAMM																				
	23	A	UCKIKAWA			1			1														
	4	A	WEATHERFORD																				
	10	J	TUCKEY																				
						<b>Totals</b>											<b>Totals</b>						
						4	3	4	1	12							0	1	0	1	2		
Time Outs												Time Outs											

**Officials Report**

Scorekeeper:  Yes  No

Time Clock:  Yes  No

Green Card:  Yes  No

Yellow Card:  Yes  No

Red Card:  Yes  No

Correct Starting Time:  Yes  No

Correct Uniforms:  Yes  No

Comments:

Coaching during match:  Yes  No

Won by ADEL UNI

Umpires/Referees

Score 12 to 2

Signified Correct...

Signature [Signature]

Name A JONES Club Brighton

1st Named Team [Signature]

Signature [Signature]

Name Mark Kiplovs Club SANUWA

2nd Named Team [Signature]

Signature [Signature]

1st Named Team E.T.P

2nd Named Team BRIGHTON

LSA No.	No.	Initials	Surname (In Alphabetical Order)	Penal	Assist	Goals				Total	LSA No.	No.	Initials	Surname (In Alphabetical Order)	Penal	Assist	Goals				Total
						1	2	3	4								1	2	3	4	
	13	S	SHARPE						1	①		13	C	Bierbaum							
	4	M	HANSFORD									12	K	Carey							
	18	J	WILLCOX						1			2	H	Girvan							
	5	L	COCCA							①		10	R	Hall							
	3	A	SHARPE		Y					②		5	T	Herbert							
	17	P	EDWARDS						"	②		6	K	Kinsley							
	6	M	MATTHEWS						1	①		9	A	Lane							
	21	T	JENSEN									20	K	Lane							
	19	J	SCOTT - SMITH									7	R	McGregor - Day							
	8	T	SENIOR						1	①		11	K	McNicol		"				1	③
	10	T	JOHNSTON							①		19	D	Mitter							①
	23	E	ZENGERER							①		17	A	Muggleton							①
	15	L	VICKERY							①											
	24	K	PORTELLI							①											
						<b>Totals</b>											<b>Totals</b>				
Time Outs						1	4	3	2	10	Time Outs						3	0	0	1	4

Lacrosse SA  
Match Report

Won by E.T.P  
 Signified Correct...  
 1st Named Team T. M. M. G. G.  
 2nd Named Team Brighton

Umpires/Referees  
 Signature [Signature] Name TAMMY Club \_\_\_\_\_  
 Signature [Signature] Name \_\_\_\_\_ Club \_\_\_\_\_  
 Signature \_\_\_\_\_ Name \_\_\_\_\_ Club \_\_\_\_\_

Score 10 to 4

### Officials Report

Score

Time Clock

Green Card

Yellow Card

Red Card

Correct Starting Time

Correct Uniforms

Comments

Coach's Writing

1st Named Team WEST TORRENS

2nd Named Team North Adelaide

LSA No.	No.	Initials	Surname (In Alphabetical Order)	Penal	Assist	Goals				Total	LSA No.	No.	Initials	Surname (In Alphabetical Order)	Penal	Assist	Goals				Total
						1	2	3	4								1	2	3	4	
	32	V	CLARK						1		14	M	Ackers								
	17	K	CLARK						1		10	m	Atkinson							1	
	2	E	KETTERIDGE				1				18	C	Brooks								
	3	K	SCANLON								8	K	Doyle								
	8	S	WELLS								9	A	Gray								
	33	E	HIXSON								12	V	Guatta								
	7	K	HIXSON				1				1	K	Harford								
	12	J	BEZZINA								15	R	Harford				1				1
	15	H	SHERRIFF								5	S	Harrington								
	11	M	LINKE								4	C	Hart								
											2	E	Kent Hobbs								
											3	E	Mamerow								
											6	H	Mamerow							1	1
											11	C	Shinakis								
						10										13					
						Totals 0 2 0 2 4										Totals 3 3 1 2 9					

**Officials Report**

Sections

1st Team:  2nd Team:

Time Clock:

Green Card:

Yellow Card:

Red Card:

Correct Starting Time:

Correct Uniforms:

Comments:

Correct Voting and Checks:

K. CLARK  
H. MAMEROW  
J. BEZZINA  
M. LINKE

Won by NORTH ADELAIDE

Signified Correct...

1st Named Team North Adelaide NA

2nd Named Team West Torrens

Umpires/Referees

Score (9) to (4)

Signature Kari Kiplotes Name Kari Kiplotes Club USA

Signature Jodi Morton Name Jodi Morton Club CLC

Signature \_\_\_\_\_ Name \_\_\_\_\_ Club \_\_\_\_\_



Report from GLENELG Club

Date 21.5.05

Grade B

Mens/Womens

1st Named Team GLENELG BLACK

2nd Named Team UNIVERSITY OF SA

LSA No.	No.	Initials	Surname (In Alphabetical Order)	Penal	Assist	Goals				Total	LSA No.	No.	Initials	Surname (In Alphabetical Order)	Penal	Assist	Goals				Total
						1	2	3	4								1	2	3	4	
		A	BEVAN								32	S	DILENA	Y			11	11	1	11	(7)
	2	E	BEVAN								25	M	Clarke						1	1	(2)
	28	H	BEVAN (2)					1			8	C	<del>McCliffe</del>								
	18	M	BRADDOCK								G	K	Taylor								
	3	T	DIXON								8	C	Mc Cole								(1)
	1	H	DOHNT (3)					1			9	J	Williams		11						(1)
	23	D	GIAMARELOS								21	K	WHENAN				1				(1)
	19	M	MGIE (4)								18	A	IRVING GUTHRIE				11				(4)
	5	J	MCINTYRE								3	D	BULLAWS								
	21	N	MEAD (5)								0	G	WILLIAMS								
	26	M	NICHOLS (1) Y					1			17	E	E. WILLIAMS - RAFF								
	32	D	PATTERSON																		
		M	ROBERTS																		
		H	SKELHAN																		
	8	P	ST CLAIR Y																		
		S	TRENATH																		
	11	K	SHEIDOW																		
			(12)																		
						Totals				1023							Totals				452516

Officials Report

Scorers  
 1st Team Yes  No   
 2nd Team Yes  No

Time Clock  
 Yes  No

Green Card  
 Yes  No

Yellow Card  
 Yes  No

Red Card  
 Yes  No

Correct Starting Time  
 Yes  No

Correct Uniforms  
 1st Team Yes  No   
 2nd Team Yes  No

Comments

Coachs' Voting  
 Most Valuable Player

1. E. WILLIAMS
2. A. IRVING - GUTHRIE
3. M. Nicholls

Signature: *[Signature]*  
 Club: *[Signature]*  
 Signature: *[Signature]*  
 Club: *[Signature]*

Won by UNI OF SA  
 Signified Correct...  
 1st Named Team GLENELG BLACK  
 2nd Named Team UNI OF SA

Umpires/Referees  
 Name J Knight Club JILL KNIGHT  
 Signature *[Signature]* Name Sue Hogan Club SUE HOGAN  
 Signature *[Signature]* Name \_\_\_\_\_ Club \_\_\_\_\_







1st Named Team NORTH Adelaide

 2nd Named Team Adelaide University

LSA No.	No.	Initials	Surname (In Alphabetical Order)	Penal	Assist	Goals				Total	LSA No.	No.	Initials	Surname (In Alphabetical Order)	Penal	Assist	Goals				Total			
						1	2	3	4								1	2	3	4				
	14	M	ACKENS								15	R	COOK- JOHNSON											
	18	C	BROOKS								18	R	ERIKSEN											
	8	K	DOYLE								8	L	HIGGINS											
	9	A	GREY								4	L	HUTCHINSON											
	12	Y	GUATTA								16	B	JENSEN											
	1	K	HARFORD								1	M	KING											
	13	R	HARFORD								3	V	MATTERSON											
	2	E	KENT-HOBBS								2	V	MESTENS											
	3	E	MAMEROW								13	K	NALYDA											
	6	H	MAMEROW							1	2	27	N	OLGINS										
	7	E	SCHUBERT								11	S	PAGE											
	11	C	SCHINAKIS								5	G	PITCHNEY											
	16	T	GRAY								19	R	THARM											
											10	J	TUCKEY											
											23	A	UCHIKAWA											
											4	A	WEATHERFORD											
<b>Totals</b>						1	1	0	0	(2)	<b>Totals</b>						1	3	4	4	(12)			

 Won by Adelaide uni  
 Signified Correct...  
 1st Named Team Kent Hobbs - N.A.  
 2nd Named Team A.U.

 Umpires/Referees  
 Signature [Signature]  
 Signature [Signature]  
 Signature [Signature]

 Score 12 to 2  
 Name Wendie Kelly Club Bth.  
 Name Gwyn Eison Club wdv  
 Name Sue Hagan Club wdv

### Officials Report

**Scorers**  
 1st Team Yes  No   
 2nd Team Yes  No

**Time Clock**  
 Yes  No

**Green Card**  
 Yes  No

**Yellow Card**  
 Yes  No

**Red Card**  
 Yes  No

**Correct Starting Time**  
 Yes  No

**Correct Uniforms**  
 1st Team Yes  No   
 2nd Team Yes  No

**Comments**

**Coaches' Voting**  
 Most Valuable Player  
 1. K. NALYDA  
 2. E. SCHUBERT  
 3. L. HIGGINS  
 Signature: [Signature]  
 Club: Adel Uni.  
 Signature: [Signature]  
 Club: N.A.

1st Named Team **GLENELG**

2nd Named Team **E.T.P**

LSA No.	No.	Initials	Surname (In Alphabetical Order)	Penal	Assist	Goals				Total	LSA No.	No.	Initials	Surname (In Alphabetical Order)	Penal	Assist	Goals				Total	
						1	2	3	4								1	2	3	4		
	1	A	BAKER <sup>BARRETT</sup>								1	N	WEEKS									
	18	D	BARTLETT								3	A	SHARPE									2
	12	L	CUNNINGHAM								4	M	HANSFORD									
	16	Z	FARQUHAR								24	K	PORTELLI									
	14	K	GOODALL								22	P	SPEARS									
	4	V	HODGKINSON								13	S	SHARPE									1
	10	S	HURN								18	J	WILLCOX									
	15	C	LYONS								17	P	EDWARDS									2
	8	S	McMILLAN						1 1		6	M	MATHEWS									2
	17	S	MORTON								5	L	COCCA									
	3	J	SLOAN								15	L	VICKERY									3
	19	T	STRATMAN								10	T	JOHNSTON									1
	5	S	TUFT								21	T	JENSEN									
	2	A	WHITE								23	E	BENGERER									1
	0	L	DANNING																			
						<b>Report</b>																
						<b>15</b>																
						<b>14</b>																
Time Outs				Totals					Time Outs				Totals									
				0 0 0 1 1									3 2 4 2 11									

Won by E.T.P.

Umpires/Referees

Score 1 to 11

Signified Correct... Mallant

Signature Wagon

Name TAMMY

Club SARUA

1st Named Team Mallant

Signature Jones

Name Lauren Mortimer

Club Glenelg

2nd Named Team Merrigan

Signature

Name

Club

Officials Report

Scoring

1st Team 0 0 0 1 1 2nd Team 3 2 4 2 11

Time Clock

1st Team 0 2nd Team

Green Card

1st Team 2nd Team

Yellow Card

1st Team 2nd Team

Red Card

1st Team 2nd Team

Correct Starting Time

1st Team 2nd Team

Correct Uniforms

1st Team 2nd Team

Comments

1st Team 2nd Team

Coaches' Young Most Improved Player

1st Team 2nd Team



Report from E.T.P.

Club

 Date 07-05-05

 Grade B
Row 1

 Males / Women

 1st Named Team E.T.P

 2nd Named Team NTA ADELAIDE

LSA No.	No.	Initials	Surname (In Alphabetical Order)	Penal	Assist	Goals				Total	LSA No.	No.	Initials	Surname (In Alphabetical Order)	Penal	Assist	Goals				Total								
						1	2	3	4								1	2	3	4									
	3	A	SHARPE						iii	(4)		14	M	ACKERS															
	17	P	EDWARDS									10	M	ATKINSON															
	13	S	SHARPE				1			(1)		18	C	BROSKI															
	15	L	VICKERY			1	1	1		(4)		8	K	DOYLE															
	9	C	DUNSTAN									9	A	GRAY		1													
	16	T	GIBSON									16	T	GRAY								(2)							
	23	E	ZENGERER				1			(1)		12	Y	GUATA															
	6	M	MATHEWS				1			(1)		1	K	HARFORD															
	5	L	LOCCA									13	R	HARFORD															
	1	N	WEEKS							(1)		2	E	KENT-HOBSER															
	19	J	SCOTT-SMITH									3	E	MAMEROS								(1)							
			<del>JENSEN</del>									6	H	MAMEROS								(3)							
	21	T	JENSEN									7	E	SCHUBERT															
	20	E	GRAINGER									11	C	SHINABU															
	2	E	MURPHY																										
	11	C	DEAN																										
	8	T	SENIOR																										
	10	T	JOHNSON																										
Time Outs										Totals		3	4	2	4	13	Time Outs						Totals		3	1	1	1	6

 Won by E.T.P.  
 Signified Correct... Yes  
 1st Named Team E.T.P  
 2nd Named Team NTA ADELAIDE

 Umpires/Referees  
 Signature [Signature]  
 Signature [Signature]  
 Signature [Signature]

 Score 13 to 6  
 Name TAMMY Club SAWA  
 Name [Name] Club [Club]  
 Name [Name] Club [Club]
**Officials Report**

Report  
 Referee  
 Time Clock  
 Green Card  
 Yellow Card  
 Red Card  
 Correct Starting Time  
 Correct Uniforms  
 Comments

Coaching/Video  
 Most Valuable Player  
 Most Dangerous Player  
 Most Improved Player  
 Most Improved Referee  
 Signature: \_\_\_\_\_  
 Date: \_\_\_\_\_  
 Club: \_\_\_\_\_

1st Named Team Adelaide Uni

2nd Named Team West Torrens

No.	Initials	Surname (In Alphabetical Order)	Penal	Assist	Goals				Total	No.	Initials	Surname (In Alphabetical Order)	Penal	Assist	Goals				Total										
					1	2	3	4							1	2	3	4											
<del>2</del>	<del>V</del>	<del>MESTERS</del>																											
	K	PIIAN								3	K	SCANLON																	
	P	BLACKINTON								8	S	WELLS																	
15	R	COOK-JOHNSON								11	A	ADDISON																	
18	R	ERIKSEN		1				1		12	J	BEZZINA																	
8	L	HIGGINS								17	K	CLARK																	
9	L	HUTCHINSON								27	E	KETIRIDGE																	
1	M	<del>MATTERSON</del> KING								37	V	CLARK																	
14	A	MC PHERSON						1		33	E	HIXSON																	
3	V	MATTERSON								23	S	HIXSON																	
13	K	NAYDA						9		7	N	PATTICHIS																	
27	N	OWENS																											
11	J	PAGE						4																					
5	G	PEACHEY						3																					
7	B	REID																											
	L	SCHAEFER																											
19	R	THAMM																											
10	J	TUCKEY																											
23	A	UCHIKAWA						1																					
4	A	WEATHERFORD						1																					
(10)		Time Outs																											
<b>Totals</b>									4	3	5	7	19	<b>Totals</b>									1	0	1	0	2		

### Officials Report

**Scorers**  
 1st Team Yes  No   
 2nd Team Yes  No

**Time Clock**  
 Yes  No

**Green Card**  
 Yes  No

**Yellow Card**  
 Yes  No

**Red Card**  
 Yes  No

**Correct Starting Time**  
 Yes  No

**Correct Uniforms**  
 1st Team Yes  No   
 2nd Team Yes  No

**Comments**

**Coachs' Voting**  
 Most Valuable Player  
 1. V. MATTERSON  
 2. S. OWENS  
 3. J. PAGE  
 Signature: [Signature]  
 Club: Adelaide Uni  
 Signature: [Signature]  
 Club: WTTC

Won by Adelaide Uni  
 Signified Correct...  
 1st Named Team Adel uni  
 2nd Named Team West Torrens

**Umpires/Referees**  
 Signature [Signature] Name KARL KILGUS Club Wildy  
 Signature [Signature] Name Shane Wood Club A.U  
 Signature [Signature] Name ANGELA JONES Club BTN  
J Knight OTL Knight Dumcinda



Report from

UNI of SA

Club

Date

7/5/05

Grade

B

M/B W/G

1st Named Team

UNI of SA

2nd Named Team

Brighton

No.	Initials	Surname (In Alphabetical Order)	Penal	Assist	Goals				Total	No.	Initials	Surname (In Alphabetical Order)	Penal	Assist	Goals				Total																	
					1	2	3	4							1	2	3	4																		
40	W	PILTZ							(3)	51	T	Bartholomew																								
-	J	WILLIAMS							(1)	7	C	Bierbaum			*							(1)														
9	E	WILLIAMS								12	J	Fetcher																								
16	C	PICKERING								2	H	Girvan																								
32	S	DELINA							(6)	10	R	Hall																								
<del>33</del>	D	BURROWS							(3)	5	T	Herber																								
25	A	AZVIV GUTHAIE								17	T	Jones											(4)													
25	K	WHENAN								18	A	lane																								
	M	GIBBONS								20	C	lane																								
	L	GIBBONS								11	K	McNicol												(2)												
Kenny?																																				
										10										19	D	Miller														
																				12										6	C	mittchell				
										14																				13	A	muggleton				
																				3										-	K	Schooten				
14										14	C	shard																								
Totals										7	14	1	13																							
Totals										32	00	8																								

Officials Report

Scorers

1st Team Yes  No   
 2nd Team Yes  No

Time Clock

Yes  No

Green Card

Yes  No

Yellow Card

Yes  No

Red Card

Yes  No

Correct Starting Time

Yes  No

Correct Uniforms

1st Team Yes  No   
 2nd Team Yes  No

Comments

Coachs' Voting  
Most Valuable Player

- J. Williams
- C. Pickering
- T. Jones

Signature: [Signature]  
 Club: Brighton

Won by USA

Signified Correct

1st Named Team [Signature]  
 2nd Named Team [Signature]

Umpires/Referees

Signature [Signature]  
 Signature [Signature]  
 Signature [Signature]

Score 13 to 8

Name [Signature] Club [Signature]  
 Name M BASLAM Club NALL  
 Name NIKKI VAYSEY Club ASSOC

White Copy to REGISTRAR Yellow Copy to UMPIRES Blue Copy to CLUB





Report from Glenelg Club Date 7-5-05 Grade B3 Mens / Womens

1st Named Team Glenelg B1 2nd Named Team Glenelg white

LSA No.	No.	Initials	Surname (In Alphabetical Order)	Penal	Assist	Goals				Total	LSA No.	No.	Initials	Surname (In Alphabetical Order)	Penal	Assist	Goals				Total
						1	2	3	4								1	2	3	4	
	10	D	PATTERSON								4	V	Hodgson								
	14	N	MEAD								15	C	Lyons								
	11	H	DOHNT		1				1		3	J	Sloan				1	1	1		3
	15	P	ST. CLAIR								3	S	Tait								
	7	D	GIAMARELOS			1	1		4		14	K	Goodale								1
	3	J	DIXON								2	E	McMillan								1
	4	H	SKEHAN								1	A	Barker								
	9	M	NICHOLLS		1		1		3		7	A	White								
	6	J	MACINTYRE								18	D	Barkett								
	5	S	TRENWITH								16	L	Dinning								
	18	A	BEVAN								19	T	Stratman								
	2	E	BEVAN								7	S	Horn				1				2
											25	E	Morton								
											10	S	Robinson								
Time Outs						Totals					Time Outs						Totals				
						5 1 1 1 8											2 1 1 3 7				

Won by GLENELG BLACK  
 Signified Correct... Ballant  
 1st Named Team Ballant  
 2nd Named Team White

Umpires/Referees  
 Signature [Signature]  
 Signature [Signature]  
 Signature [Signature]

Score 8 to 7  
 Name D. Owen Club Glenelg  
 Name F. TURNER Club Gre.  
 Name \_\_\_\_\_ Club \_\_\_\_\_

**Officials Report**

**Scorers**  
 1st Team Yes  No   
 2nd Team Yes  No

**Time Clock**  
 Yes  No

**Green Card**  
 Yes  No

**Yellow Card**  
 Yes  No

**Red Card**  
 Yes  No

**Correct Starting Time**  
 Yes  No

**Correct Uniforms**  
 1st Team Yes  No   
 2nd Team Yes  No

**Comments**

**Coachs' Voting**  
 Most Valuable Player  
 1. M. NICHOLLS  
 2. N. MEAD  
 3. K. GOODALE  
 Signature [Signature]  
 Club Glenelg  
 Signature [Signature]  
 Club Glenelg

1st Named Team Adelaide Uni 2nd Named Team E.T.P

LSA No.	No.	Initials	Surname (In Alphabetical Order)	Penal	Assist	Goals				Total	LSA No.	No.	Initials	Surname (In Alphabetical Order)	Penal	Assist	Goals				Total		
						1	2	3	4								1	2	3	4			
	13	K	Allan				1			(1)		12	L	COOMBES									
	15	R	Capt-Johnson									5	L	COCCA									
	18	R	ERIKSEN									6	M	MATTHEWS									
	22	D	Hermanford							(1)		10	T	JOHNSTON									
	18	L	Higgins									21	T	JENSEN	Y								
	9	L	Hutchinson									24	K	PORTELLI							(1)		
	16	B	Jensen							(1)		13	S	SHARPE								(1)	
	14	A	ma pherson							(1)		3	A	SHARPE								(1)	
3	3	V	mofterson							(1)		11	P	SPEARS									
	2	V	moftens							(1)		19	J	SCOTT-SMITH									
	13	IC	NOMOI									8	T	SENIOR	X								
	27	N	Owens	Y			11	11		(3)		25	L	VICKERY									
2	11	J	Page				11	11		(3)		27	E	ZENGERER									
	5	G	peachey									17	P	EDWARDS									
	20	L	SCHAEFER																				
	19	R	Thamm																				
	17	J	<del>Johnston</del>																				
1	10	J	Tuckey																				
	23	A	Uchi kawa																				
	4	A	weatherford																				
						<b>Totals</b>											<b>Totals</b>						
Time Outs												Time Outs											
						3	4	3	3	13							0	1	1	0	2		

Won by adelaide uni Umpires/Referees Score 13 to 2  
 Signified Correct... Signature S.HOGAN Name \_\_\_\_\_ Club \_\_\_\_\_  
 1st Named Team AD Signature J.K.M... Name Jenny MGT Club Bur  
 2nd Named Team E.T.P Signature \_\_\_\_\_ Name Mark Edwards Club \_\_\_\_\_

### Officials Report

Secretary: [initials]  
 Referee: [initials]  
 Time Check: [initials]  
 Green Card: [initials]  
 Yellow Card: [initials]  
 Red Card: [initials]  
 Correct Starting Time: [initials]  
 Correct Equipment: [initials]  
 Comments:

1st Named Team Adelaide uni

2nd Named Team E.T.P

LSA No.	No.	Initials	Surname (In Alphabetical Order)	Penal	Assist	Goals				Total	LSA No.	No.	Initials	Surname (In Alphabetical Order)	Penal	Assist	Goals				Total								
						1	2	3	4								1	2	3	4									
	73	K	ALLAN			1				(1)		12	L	COOMBES															
	15	R	COOK-JOHNSON									5	L	COCCA															
	18	R	ERIKSEN							(1)		6	M	MATTHEWS															
	22	D	HANNAFORD							(1)		10	T	JOHNSON															
	8	L	HIGGINS									21	T	JENSEN	Y														
	9	L	HUTCHINSON									24	K	PORTTELL															
	16	B	JENSEN							(1)		2	B	SHARPE							(1)								
	14	A	MCPHERSON			1				(1)		3	A	SHARPE							(1)								
	3	V	MATTERSON				1			(1)		11	P	SPEARS															
	2	V	MESTENS									19	J	SCOTT-SMITH															
	13	K	NAYDA							(3)		3	8	T	SENIOR	Y													
	37	N	OWENS	Y		1	1	1		(3)		1	25	L	VICKERY														
	11	J	PAGE			1	1	1		(3)		23	E	ZENGERER															
	5	G	PEACHEY									17	P	EDWARDS															
	20	L	SCHAEFER																										
	19	R	THAMM																										
	17	T	<del>FRANZ</del>																										
	10	J	TUCKLEY																										
	23	A	UCHIKAWA																										
	4	A	WEATHERFORD																										
						<b>Totals</b>				<b>3</b>	<b>4</b>	<b>3</b>	<b>3</b>	<b>13</b>							<b>Totals</b>				<b>0</b>	<b>1</b>	<b>1</b>	<b>0</b>	<b>2</b>

### Officials Report

Started  
 Time Book  
 Green Card  
 Yellow Card  
 Red Card  
 Correct Starting Time  
 Correct Uniforms  
 Correctly  
 Correctly  
 Correctly  
 Correctly

Won by Adelaide uni Umpires/Referees Score 13 to 2  
 Signified Correct... Signature S HOGGON Name \_\_\_\_\_ Club \_\_\_\_\_  
 1st Named Team A.U Signature J [unclear] Name J [unclear] Club Bu  
 2nd Named Team E.T.P Signature [unclear] Name [unclear] Club \_\_\_\_\_

1st Named Team F.T.P

2nd Named Team GLENEUG (BLACK)

LSA No.	No.	Initials	Surname (In Alphabetical Order)	Penal	Assist	Goals				Total	LSA No.	No.	Initials	Surname (In Alphabetical Order)	Penal	Assist	Goals				Total																			
						1	2	3	4								1	2	3	4																				
	13	S	SHARPE									28	I	BEVAN																										
	21	T	JENSEN									2	M	BRADDOCK																										
	4	M	HASFORD									3	J	DIXON																										
	17	P	EDWARDS									1	H	DOANE																										
	12	L	COOMBES									23	D	GIAMARELOS																										
	15	L	VICKERY				"	"				19	M	M'CHE																										
	11	P	SPEARS									12	J	M'INTYRE																										
	5	L	COCCA									21	N	MEDD																										
	10	T	JOHNSTON									26	M	NICHOLLS																										
	19	J	SCOTT-SMITH									32	D	PATERSON																										
	24	K	DORTELLI									5	H	SKEWAN																										
	6	M	MATTHEWS				"	"				8	P	STCLAIR																										
	23	E	ZENGERER									18	S	TRENWITH																										
(12)										(12)																														
Time Outs						Totals						Time Outs						Totals																						
						1 2 0 4 7												- 2 1 3 6																						

Won by E.T.P. Umpires/Referees Score 7 to 6

Signified Correct... Signature [Signature] Name Sue Hoggan Club [Club]

1st Named Team T. M. M. M. M. Signature [Signature] Name TAMMY Club [Club]

2nd Named Team [Signature] Signature [Signature] Name M. B. B. B. Club [Club]

### Officials Report

**Scorers**  
 1st Team Yes  No   
 2nd Team Yes  No

**Time Clock**  
 Yes  No

**Green Card**  
 Yes  No

**Yellow Card**  
 Yes  No

**Red Card**  
 Yes  No

**Correct Starting Time**  
 Yes  No

**Correct Uniforms**  
 1st Team Yes  No   
 2nd Team Yes  No

**Comments**

**Coachs' Voting**  
 Most Valuable Player  
 1. 15. L. VICKERY  
 2. 3. J. DIXON  
 3. 4. M. HASFORD

Signature: [Signature]  
 Club: [Club]  
 Signature: [Signature]  
 Club: [Club]

1st Named Team Uni of SA

2nd Named Team ADELAIDE UNIVERSITY

LSA No.	No.	Initials	Surname (In Alphabetical Order)	Penal	Assist	Goals				Total	LSA No.	No.	Initials	Surname (In Alphabetical Order)	Penal	Assist	Goals				Total
						1	2	3	4								1	2	3	4	
41	8	D	BURROWS							8		<del>73</del>	<del>K</del>	<del>ALLEN</del>							
	25	M	CLARK							1		15	R	COOK-JOHNSON							
	32	S	DILENA							3		18	R	ERIKSEN							
44	<del>30</del>	L	GIBBONS									22	D	HANNAFORD							
	4	M	GIBBONS									8	L	HIGGINS							
	31	C	PICKERING							1		9	L	HUTCHINSON							
	40	W	PILTZ							7		16	B	JENSEN							
43	<del>14</del>	T	PRIZZI									14	A	MCCARTHERSON							
	9	J	WILLIAMS							2		3	V	MATTERSON							3
	17	E	WILLIAMS-RALFE									2	V	MESTREWS							
												13	K	NAUDA							
												27	N	OWENS							
												11	J	PAGE							2
												5	G	PEACHEY							
												20	L	SCHAEFER							
												19	R	THAMM							
												17	T	TRAN							
												10	J	TUCKER							
												23	A	UCHIKAWA							
												14	A	WEATHERFORD							
						<b>Totals</b> 7 7 3 5 22											<b>Totals</b> 1 1 2 1 5				

**Officials Report**

**Scorers**  
 1st Team Yes  No   
 2nd Team Yes  No

**Time Clock**  
 Yes  No

**Green Card**  
 Yes  No

**Yellow Card**  
 Yes  No

**Red Card**  
 Yes  No

**Correct Starting Time**  
 Yes  No

**Correct Uniforms**  
 1st Team Yes  No   
 2nd Team Yes  No

**Comments**

**Coachs' Voting**  
 Most Valuable Player

1. \_\_\_\_\_  
 2. \_\_\_\_\_  
 3. \_\_\_\_\_  
 Signature: \_\_\_\_\_  
 Club: \_\_\_\_\_  
 Signature: \_\_\_\_\_  
 Club: \_\_\_\_\_

Won by UNI SA  
 Signified Correct...   
 1st Named Team Uni of SA  
 2nd Named Team Adeelaide Uni

Umpires/Referees Score 22 to 5  
 Signature K Benges Name \_\_\_\_\_ Club \_\_\_\_\_  
 Signature [Signature] Name Karin Kiplaka Club \_\_\_\_\_  
 Signature \_\_\_\_\_ Name Marta Kiplaka Club SAWA



1st Named Team UNI SA

2nd Named Team ADELAIDE UNI

LSA No.	No.	Initials	Surname (In Alphabetical Order)	Penal	Assist	Goals				Total	LSA No.	No.	Initials	Surname (In Alphabetical Order)	Penal	Assist	Goals				Total										
						1	2	3	4								1	2	3	4											
	41	D	BURROWS							8		73	L	Allan																	
	25	M	CLARK	Y						3		15	R	Coch-Johnson	Y																
	32	S	DILENA							8		18	R.	Erichsen							1										
	44	L	GIBBONS									22	O	Henneke							1										
	4	M	GIBBONS									8	L	Therese	Y																
	31	C	PICKERING									5	L	Hutchinson																	
	40	W	PILTZ							1		16	J.	Jensen																	
	6	T	PRIZZI									14	A	McPherson																	
	9	J	WILLIAMS							1		3	J	Matterson							3										
	17	E	WILLIAMS-RAFE									2	V	Mertens																	
												13	K	Nayden																	
												27	N	Owens	Y																
												11	J.	Page							1										
												5	G.	PEACHEY																	
												20	L.	SCHAEFER																	
												19	P.	THAMM.																	
												17	T.	TRAN																	
												10	J.	TUCKEY																	
												23	A.	UCHIKAWA																	
												4	A.	WEATHERFORD																	
						<b>Totals</b>					4	4	8	3	19							<b>Totals</b>					0	3	1	2	6

**Officials Report**

**Scorers**  
 1st Team Yes  No   
 2nd Team Yes  No

**Time Clock**  
 Yes  No

**Green Card**  
 Yes  No

**Yellow Card**  
 Yes  No

**Red Card**  
 Yes  No

**Correct Starting Time**  
 Yes  No

**Correct Uniforms**  
 1st Team Yes  No   
 2nd Team Yes  No

**Comments**

**Coaches' Voting Most Valuable Player**  
 1. S. Delina  
 2. C. Pickering  
 3. D. Burrows  
 Signature: W.K.  
 Club: Uni SA  
 Signature:  
 Club:

Won by UNI SA  
 Signified Correct...  
 1st Named Team  
 2nd Named Team

Umpires/Referees  
 Signature \_\_\_\_\_ Name North Kipross Club \_\_\_\_\_  
 Signature \_\_\_\_\_ Name Kari Kipross Club \_\_\_\_\_  
 Signature \_\_\_\_\_ Name T FELEPPA Club \_\_\_\_\_

Score 19 to 6



1st Named Team Uni of S.A. 2nd Named Team Adelaide University

LSA No.	No.	Initials	Surname (In Alphabetical Order)	Penal	Assist	Goals				Total	LSA No.	No.	Initials	Surname (In Alphabetical Order)	Penal	Assist	Goals				Total	
						1	2	3	4								1	2	3	4		
	41	D	BURROWS			1		1	1	4	6		73	K	ALAN							
	25	M	CLARK	Y		1		1					15	R	COOK-JOHNSON	Y						
	32	S	DILENA			1	1	1	1	4	8		18	R	ERIKSEN							
	44	L	GIBBONS										22	D	HANNAFORD						1	1
	4	M	GIBBONS										8	L	HIGGINS	Y						
	31	C	PICKERING	Y						1	1		9	L	HUTCHINSON							
	40	W	PIETZ							1	1		16	B	JENSEN							
	9	T	PRIZZI										14	A	MCPHERSON							
	9	J	WILLIAMS				1			1	1		3	V	MATTERSON				1	1	1	3
	17	E	WILLIAMS-RAIFE										2	V	MESTERS							
												2	13	K	NAGDA							
													27	N	OWENS	YY-R						
												1	11	S	PAGE				1			1
													5	G	PEACHEY							
													20	L	SCHAEFER							
												3	19	R	THAMM							
													17	T	TRAN							
													10	J	TUCKER							
													23	A	UCHIKAWA							
													4	A	WEATHERFORD							
						<b>Totals</b> 4 4 8 3 19											<b>Totals</b> 0 3 1 2 6					

**Officials Report**

**Scorers**  
 1st Team Yes  No   
 2nd Team Yes  No

**Time Clock**  
 Yes  No

**Green Card**  
 Yes  No

**Yellow Card**  
 Yes  No

**Red Card**  
 Yes  No

**Correct Starting Time**  
 Yes  No

**Correct Uniforms**  
 1st Team Yes  No   
 2nd Team Yes  No

**Comments**

**Coachs' Voting**  
 Most Valuable Player

1. \_\_\_\_\_  
 2. \_\_\_\_\_  
 3. \_\_\_\_\_  
 Signature: \_\_\_\_\_  
 Club: \_\_\_\_\_  
 Signature: \_\_\_\_\_  
 Club: \_\_\_\_\_

Won by Uni S.A.  
 Signified Correct... [Signature]  
 1st Named Team [Signature]  
 2nd Named Team [Signature]

Umpires/Referees  
 Signature [Signature] Name Kari Kiplak Club \_\_\_\_\_  
 Signature [Signature] Name T Feleppa Club WLC  
 Signature [Signature] Name Mark Kiplak Club \_\_\_\_\_


Score 19 to 6



Report from UNISA Club UNISA Date 27/8/05 Grade B Mens / Womens

1st Named Team UNISA 2nd Named Team ADELAIDE UNI

LSA No.	No.	Initials	Surname (In Alphabetical Order)	Penal	Assist	Goals				Total	LSA No.	No.	Initials	Surname (In Alphabetical Order)	Penal	Assist	Goals				Total											
						1	2	3	4								1	2	3	4												
41	B	D	BURROWS			11	11		11	8		73	K	Altan																		
	25	M	CLARK					1		1		15	R	Cook-Johnson																		
	32	S	DILENA					1	1	1	3		18	R	Eriksen																	
	44	L	GIBBONS										22	D	Hannaford																	
	4	M	GIBBONS										8	L	Higgins																	
	31	C	PICKERING				11			2			9	L	Hutchinson																	
	40	W	PILTZ				111		1	6			16	R	Jensen																	
	41	T	PRIZZI										14	A	Matherson																	
	9	J	WILLIAMS				11			2			3	V	Matterson				1	1	1	3										
	17	E	WILLIAMS-RALFE										2	V	Mestens																	
													13	K	Nayda																	
													27	N	Owens																	
													11	J	Page				1	1		2										
													5	G	Peachey																	
													20	L	Schaefer																	
													19	R	Thamm																	
													17	J	Tan																	
													10	J	Tuckey																	
													23	A	Uchikawa																	
													4	A	Weatherford																	
						Totals					7	7	3	5	22							Totals						1	1	2	1	5



Lacrosse SA  
Mat  
Rep  
17

**Officials Report**

Score: 22 to 5

1st Team: UNISA 2nd Team: ADELAIDE UNI

Time Clock:  No.  No.

Green Card:  No.  No.

Yellow Card:  No.  No.

Red Card:  No.  No.

Correct Starting Time:  No.  No.

Correct Uniforms:  No.  No.

Comments:

Captain: \_\_\_\_\_

Coach: \_\_\_\_\_

Registrar: \_\_\_\_\_

Club: \_\_\_\_\_

Won by UNISA Umpires/Referees K Bengt Score 22 to 5

Signified Correct... Signature [Signature] Name \_\_\_\_\_ Club \_\_\_\_\_

1st Named Team [Signature] Signature \_\_\_\_\_ Name \_\_\_\_\_ Club \_\_\_\_\_

2nd Named Team [Signature] Signature \_\_\_\_\_ Name Kari Kiplak Club \_\_\_\_\_



Report from Glenelg Black Club

Date 27.8.05

Grade B M/B - W/G

1st Named Team ETP

2nd Named Team Glenelg Black

No.	Initials	Surname (In Alphabetical Order)	Penal	Assist	Goals				Total	No.	Initials	Surname (In Alphabetical Order)	Penal	Assist	Goals				Total															
					1	2	3	4							1	2	3	4																
13	S	SHARPE								23	H	BEVAN																				(1)		
21	T	JENSEN								2	M	BRADDOCK																						
4	M	HANSFORD								3	J	DIXON																						
17	P	EDWARDS		"					(1)	UNA	DOHNAT																							
15	L	VICKERY			"	"			(4)	23	D	GIAMARELOS																						
11	P	SPEARS								19	M	MCGIE																						
5	L	COCCA								12	J	MCINTYRE																						
10	A	JOHNSTON								21	N	MEAD																						
19	J	SCOTT-SMITH								26	M	NICHOLS																						
24	K	PORTELLI								32	D	PATTERSON																						
6	M	MATTHEWS					"		(2)	5	H	SKEHAN																						
23	E	ZENGERER								8	P	STCLAIR																			"			(2)
12	L	COOMBS								18	S	TRENWITH																		1	"		(2)	
Time Outs			X	Totals					1	2	-	4	7	Time Outs				Totals					-	2	1	3	6							

<b>Officials Report</b>	
<b>Scorers</b>	
1st Team	Yes <input checked="" type="checkbox"/> No <input type="checkbox"/>
2nd Team	Yes <input checked="" type="checkbox"/> No <input type="checkbox"/>
<b>Time Clock</b>	
Yes	<input checked="" type="checkbox"/> No <input type="checkbox"/>
<b>Green Card</b>	
Yes	<input type="checkbox"/> No <input checked="" type="checkbox"/>
<b>Yellow Card</b>	
Yes	<input checked="" type="checkbox"/> No <input type="checkbox"/>
<b>Red Card</b>	
Yes	<input type="checkbox"/> No <input checked="" type="checkbox"/>
<b>Correct Starting Time</b>	
Yes	<input checked="" type="checkbox"/> No <input type="checkbox"/>
<b>Correct Uniforms</b>	
1st Team	Yes <input checked="" type="checkbox"/> No <input type="checkbox"/>
2nd Team	Yes <input checked="" type="checkbox"/> No <input type="checkbox"/>
<b>Comments</b>	
<b>Coachs' Voting</b>	
Most Valuable Player	
1.	_____
2.	_____
3.	_____
Signature:	_____
Club:	_____
Signature:	_____
Club:	_____

Won by ETP

Signified Correct...

1st Named Team J. M...

2nd Named Team R. S...

**Umpires/Referees**

Signature [Signature]

Signature [Signature]

Signature [Signature]

Score 7 to 6

Name [Name] Club \_\_\_\_\_

Name [Name] Club \_\_\_\_\_

Name [Name] Club \_\_\_\_\_



Report from E.T.P

Club

Date 20/8/05

Grade B

Mens/Womens Womens

1st Named Team Adelaide Uni

2nd Named Team E.T.P. (Home)

LSA No.	No.	Initials	Surname (In Alphabetical Order)	Penal	Assist	Goals				Total	LSA No.	No.	Initials	Surname (In Alphabetical Order)	Penal	Assist	Goals				Total								
						1	2	3	4								1	2	3	4									
<del>3</del>	L	<del>A</del>	<del>Alton</del>								4	M	HANSFORD																
15	R		COOK-JOHNSON									S	SHARPE								4								
18	R		ERIKSON									P	SPEAR																
22	D		HANSFORD									L	VICKERY																
5	L		HIGGINS									J	SCOTT-SMITH																
9	L		HUTCHINSON									A	SHARPE							11	2								
16	B		JENSEN									L	COCCA																
14	A		MC PHERSON									L	COOMBES																
3	V		MATTERTON						1			T	JOHNSTON																
<del>2</del>	V		MERTON									T	JENSEN																
13	K		MAYOR									M	MATTEWS																
27	N		OWENS			"	"	"	4			E	ZENGERER																
11	J		PAGE			"	"	"	5			K	PORTELLI																
20	L		SCHAEFER									P	EDWARDS							11	2								
19	R		THOMAS																										
<del>1</del>	J		FRAN																										
10	J		TUCKER																										
23	A		UCHIKAWA																										
4	A		WEATHERFORD																										
										(14)																			
										(16)																			
Time Outs										Totals										Totals									
3										3										0									
2										2										2									
1										1										3									
9										9										8									

**Officials Report**

**Scorers**  
 1st Team Yes  No   
 2nd Team Yes  No

**Time-Clock**  
 Yes  No

**Green Card**  
 Yes  No

**Yellow Card**  
 Yes  No

**Red Card**  
 Yes  No

**Correct Starting Time**  
 Yes  No

**Correct Uniforms**  
 1st Team Yes  No   
 2nd Team Yes  No

**Comments**

**Coachs' Voting**  
 Most Valuable Player  
 1. \_\_\_\_\_  
 2. \_\_\_\_\_  
 3. \_\_\_\_\_  
 Signature: \_\_\_\_\_  
 Club: \_\_\_\_\_  
 Signature: \_\_\_\_\_  
 Club: \_\_\_\_\_

Won by Adelaide Uni Umpires/Referees Score 9 to 8

Signified Correct... Signature \_\_\_\_\_ Name Stacey Appleton Club BLC

1st Named Team J. McMillan Signature \_\_\_\_\_ Name M. Gibson Club NALC

2nd Named Team Moore Signature \_\_\_\_\_ Name \_\_\_\_\_ Club \_\_\_\_\_



Report from UNI SA Club

Club

Date 20/8/05

Grade 5

Match 14

1st Named Team UNI SA

2nd Named Team GLENELG

LSA No.	No.	Initials	Surname (In Alphabetical Order)	Penal	Assist	Goals				Total	LSA No.	No.	Initials	Surname (In Alphabetical Order)	Penal	Assist	Goals				Total
						1	2	3	4								1	2	3	4	
	3	D	BURROWS			1	1			2	1	A	Barker								
	25	M	CLARK					1		1	17	J	Barreau								
	32	S	DILENA			1	1	1		3	4	D	Bartlett								
	50	L	GIBBONS								7	K	Charosis								
	4	M	GIBBONS								12	K	Cunningham								
	31	C	PICKERING					1		1	16	L	Dingard								
	40	W	PILTZ								14	Z	Farghar								
	40	T	PRIZZI								13	K	Goodale								
	9	J	WILLIAMS								5	V	Hodgson								
	17	E	WILLIAMS-RALFE								15	C	huons								
											8	E	Millan								
											13	E	Matlan								
											10	R	Proudman								
											3	J	Sloan								
											10	T	Stratman								
											2	S	Tust								
											11	A	White								
						<b>Totals</b> 6				<b>Totals</b> 00								<b>Totals</b> 00 00			

Lacrosse SA  
Matlan  
Report

**Officials Report**

Supervisor:  Yes  No

Time Clock:  Yes  No

Green Card:  Yes  No

Yellow Card:  Yes  No

Red Card:  Yes  No

Correct Scoring Time:  Yes  No

Correct Uniforms:  Yes  No

Comments:

Coach's Rating:  Excellent  Very Good  Good  Fair  Poor

Signature: \_\_\_\_\_ Club: \_\_\_\_\_

Won by UNI OF SA

Signified Correct...

1st Named Team UNI SA

2nd Named Team GLENELG

Umpires/Referees [Signature] Score 22 to 0

Signature [Signature] Name MARTIN KIPLOKS Club SAWLETT

Signature [Signature] Name KARI KIPLOKS Club "



1st Named Team BRIGHTON

2nd Named Team WEST TORRENS

LSA No.	No.	Initials	Surname (In Alphabetical Order)	Penal	Assist	Goals				Total	LSA No.	No.	Initials	Surname (In Alphabetical Order)	Penal	Assist	Goals				Total
						1	2	3	4								1	2	3	4	
	<del>11</del>	<del>T</del>	<del>BARTHOLOMEW</del>										37	R	BROOKER						
	10	C	BIERBAUM				1	1	2				17	K	CLARK						
	13	K	CARLEN										32	V	CLARK						
	51	A	FLETCHER				1	1	2				27	L	HALLETT-FARE						
	12	J	FLETCHER										33	E	HIXSON						
		<del>H</del>	<del>GRIVAN</del>										26	S	HIXSON						
	15	R	HALL										2	E	KETRIDGE			1		1	2
		<del>F</del>	<del>HERBERT</del>										11	M	LINKE						
		<del>F</del>	<del>JONES</del>										3	K	SCANLON			Y			
	2	K	KINSLEY						1				15	H	SHERIFF						
	<del>7</del>	A	LANE				1		2				8	S	WELLS						
	20	K	LANE					1	1	3											
	11	K	MCNICOL				1	1	5												
	19	D	MULLER																		
	1	C	MITCHELL																		
	17	A	MUGGLETON				1	1	2												
	5	S	SPRATT																		
						44											11				
						Totals										Totals					
						4 5 4 4 17											1 0 0 1 2				

Officials Report		
Score	17	2
Time Clock		
Crown Card		
Yellow Card		
Red Card		
Correct Starting Time		
Correct Umpiring		
Comments		
Umpire		
Club		
Referee		
Club		

Won by BRIGHTON  
 Signified Correct...  
 1st Named Team  
 2nd Named Team

Umpires/Referees  
 Signature T. FALEPPA Name T. FALEPPA Club WLC  
 Signature M. TUCKEY Name M. TUCKEY Club STUT.  
 Signature \_\_\_\_\_ Name \_\_\_\_\_ Club \_\_\_\_\_





Report from Clarendon Black Club Date 20.8.05 Grade 5

1st Named Team Clarendon Black 2nd Named Team N.A.

LSA No.	No.	Initials	1st Named Team				2nd Named Team						
			Goals	Assist	Penal	Total	Goals	Assist	Penal	Total			
28	H	BEVAN											
2	M	BRODDECK											
3	J	DIXON											
1	H	DONNT											
23	D	GAMGRIAS											
19	M	MCGIE											
12	D	MCINTYRE											
21	N	MEAD											
26	M	NICHOLS											
32	D	PATTERSON											
5	H	SKELAN											
8	P	STCLAIR											
18	S	TENNANT											
Totals			4	5	3	6	18	Totals			3	1	3

Won by Clarendon Black

Signified Correct...

1st Named Team

2nd Named Team

White Copy to REGISTRAR Yellow Copy to UMPIRES Blue Copy to CLUB

Signature

Signature

Signature

Umpires/Referees

Score

18 to 3

Name

Name

Name

Club

Club

Club

Officials Report

Minutes



Report from Glenelg Black Club Date 13.8.05 Grade B <sup>13</sup>

1st Named Team Adelaide University 2nd Named Team Glenelg Black

LSA No.	No.	Initials	Surname (In Alphabetical Order)	Penal	Assist	Goals				Total	LSA No.	No.	Initials	Surname (In Alphabetical Order)	Penal	Assist	Goals				Total
						1	2	3	4								1	2	3	4	
	73	K	ALLEN		1					(1)		28	H	BEVAN							
	15	R	COOK-JOHNSON									2	M	BRADDOCK			1				(2)
	13	R	ERIKSEN							(3)		3	J	DIXON							
	22	D	HANNAFORD			1	1			(3)		1	H	DOHNT							
	8	L	HIGGINS										K	DOHNT							
	3	V	MATERSON							(1)		23	D	GIAMARELOS							
	2	V	MESTENS									19	M	MCGIE							
	13	K	NAYDA									12	J	MCINTYRE							
	27	N	OWENS			"				(2)		21	N	MEAD							
	11	J	PAGE				1			(5)		26	M	NICHOLLS							(2)
	20	L	SCHAEFER									32	D	PATTERSON							
	19	R	THAMM									5	H	SKEHAN							
	17	T	TRAN									8	A	STCLAIR							
	10	J	TUCKEY									18	S	TRENWITH							
	23	A	UCHIKAWA																		
	4	A	WEATHERFORD																		
	(16)											(13)									
						<b>Totals</b> 4 4 1 3 12											<b>Totals</b> 1 1 1 1 4				

Officials Report

Skating	Yes	No	Yes	No
Time Clock	Yes	No	Yes	No
Green Cards	Yes	No	Yes	No
Yellow Cards	Yes	No	Yes	No
Hard Cards	Yes	No	Yes	No
Correct Starting Order	Yes	No	Yes	No
Correct Lineups	Yes	No	Yes	No
Comments				
Coaching Young				
Signature				
Name				
Club				

Won by Adelaide Univ Signified Correct... Umpires/Referees Score 12 to 4

1st Named Team [Signature] Signature [Signature] Name Kari Kiplotes Club Juni SA

2nd Named Team [Signature] Signature [Signature] Name Luc Hagan Club Wdv



Report from

NALC

Club

Date

13/8/05

Grade

B

Mens (Womens)

1st Named Team

University of S.A.

2nd Named Team

North Adelaide

LSA No.	No.	Initials	Surname (In Alphabetical Order)	Penal	Assist	Goals				Total	LSA No.	No.	Initials	Surname (In Alphabetical Order)	Penal	Assist	Goals				Total										
						1	2	3	4								1	2	3	4											
	3	D	Burrows								14	M	Ackers																		
	25	M	Clark				1			1	10	M	Atkinson																		
	32	S	Dilena							8	21	M	Baker																		
	50	L	Gibbons								18	C	Brooks																		
	31	C	Pickering								12	Y	Quatta																		
	40	W	Hz								1	K	Harford																		
	16	T	Prizzi				1			1	13	R	Harford																		
	9	J	Williams							1	4	C	Hart																		
	17	E	Williams-Raife								5	S	Harrington																		
	4	M	Gibbons								16	T	Grady							1	1										
											3	E	Mameraw																		
											6	H	Mameraw																		
											20	I	Twisk																		
						<b>Totals</b>					4	4	3	1	12							<b>Totals</b>					0	1	0	0	1

Won by University of SA

Signified Correct...

1st Named Team

Denise Machus

White Copy to REGISTRAR Yellow Copy to UMPIRES Blue Copy to CLUB

Umpires/Referees

Signature [Signature]

Signature [Signature]

Signature

Score 12 to 1

Name Jenny McL Club Burn

Name Julie Sloan Club GIC

Name Club

**Officials Report**

Scorers  
 1st Team: [ ] 2nd Team: [ ]

Time Clock  
 Yes [ ] No [ ]

Ground Guard  
 Yes [ ] No [ ]

Yellow Guard  
 Yes [ ] No [ ]

Red Guard  
 Yes [ ] No [ ]

Correct Starting Time  
 Yes [ ] No [ ]

Correct Uniforms  
 1st Team: [ ] 2nd Team: [ ]

Comments

Coaches Voting  
 1st Team: [ ] 2nd Team: [ ]

Signature  
 Name  
 Club





Report from WEST TORRENS Club Date 13-8-05 Grade 8 Mens  Womens

13

1st Named Team WEST TORRENS

2nd Named Team EAST TORRENS PANMILLAM

LSA No.	No.	Initials	Surname (In Alphabetical Order)	Penal	Assist	Goals				Total	LSA No.	No.	Initials	Surname (In Alphabetical Order)	Penal	Assist	Goals				Total
						1	2	3	4								1	2	3	4	
	37	R	BROOKER	Y							4	M	HANSFORD								
	17	K	CLARK			1			1		3	A	SHARPE				1	1	1	1	4
	32	V	CLARK								21	T	JENSEN								1
	27	L	HALLETT-FARE								17	P	EDWARDS				1				2
	33	E	HIXSON								13	S	SHARPE						1		2
	36	S	HIXSON								24	K	PORTELLI								
	2	E	KENRIDGE								23	E	ZENGERER				1				1
	11	M	LINKE								5	L	COCCA				1		1		2
	3	K	SCANLON	Y							15	L	VICKERY								1
	15	H	SHERRIFF								10	T	JOHANSON				1				
	8	S	WELLS								6	M	MATTHEW				1				1
						Totals											Totals				
						1	1	0	0	2							5	3	2	4	4

10

Match

11

Report

**Officials Report**

Scorer:  Referee:  Time Clock:  Green Card:  Yellow Card:  Red Card:  Current Starting Time:  Current Lineups:  Comments: \_\_\_\_\_

Coaching:  Club: \_\_\_\_\_

Won by ETP Umpires/Referees Score 14 to 2  
 Signified Correct Signature K Banaag Name Kathy Club \_\_\_\_\_  
 1st Named Team K Hixson Signature Joe Lish Name Gwyneddon Club Btm  
 2nd Named Team East Torrens Signature \_\_\_\_\_ Name \_\_\_\_\_ Club \_\_\_\_\_





Report from WEST TORRENS Club Date 6-8-05 Grade 12

1st Named Team GLENELG

2nd Named Team WEST TORRENS

LSA No.	No.	Initials	Surname (In Alphabetical Order)	Penal	Assist	Goals				Total	LSA No.	No.	Initials	Surname (In Alphabetical Order)	Penal	Assist	Goals				Total
						1	2	3	4								1	2	3	4	
	1	A	BARKER								27	R	BROOKER								
	9	N	BISHOP						2		<del>17</del>	<del>K</del>	<del>CLARK</del>								
	17	J	BARREAU						3		32	V	CLARK								
	5	D	BARTLETT								27	L	KALLETFARE								
	7	K	CHADUSIS								33	E	HIXSON								
	12	I	CUNNINGHAM								26	S	HIXSON								
	16	L	DINNING								2	E	KETRIDGE								
	14	Z	FAROHAR	Y							11	M	LINKE								
	13	K	GOODALE								3	K	SCANLON								
	4	V	HODGESON								15	H	SIBERRIFF								
	14	S	KENYON								8	S	WELLS								
	15	C	LYONS										Knocked In								
	8	E	McMILLAN																		
	18	E	MORTON																		
	10	R	PROUDMAN																		
	3	J	SLOAN																		
	19	T	STRATMAN																		
	2	S	TUIT																		
	11	A	WHITE																		
	41	S	ROBINSON																		
						<b>Totals</b>				02215							<b>Totals</b>		02002		
Time Outs				/								Time Outs				/					

Won by GLENELG  
 Signified Correct... Alcellant  
 1st Named Team AK  
 2nd Named Team AK

Umpires/Referees  
 Signature [Signature]  
 Signature [Signature]  
 Signature [Signature]

Score 5 to 2  
 Name Stacey Appleton Club BLC  
 Name TAMMY Club   
 Name T FELEPPA Club WLC

Time Outs  
 Goals Correct  
 Penalty Cards  
 Red Card  
 Correct Starting Time  
 Correct Lineups  
 Comments  
 Correct Referee  
 Correct Referee





Report from BRIGHTON Club Date 6/8/05 Grade B Mens  Womens

1st Named Team BRIGHTON 2nd Named Team NTH Adelaide

LSA No.	No.	Initials	Surname (In Alphabetical Order)	Penal	Assist	Goals				Total	LSA No.	No.	Initials	Surname (In Alphabetical Order)	Penal	Assist	Goals				Total																
						1	2	3	4								1	2	3	4																	
		T	BARTHOLOMEW									14	M	ACKERLS																							
	10	C	BIERBAUM							3		10	M	ATKINSON																							
	13	K	CAREY							1		8	K	DOYLE																							
	12	J	FLETCHER									9	B	GRAY																							
		H	GILVAN									12	P	GUFFIN																							
		R	HALI									1	K	HANFORD																							
	6	T	HERBERT							2		5	S	HARRINGTON																							
		K	KINSLEY									4	E	HART																							
	7	A	LANE							3		3	E	MAMEROW																							
	20	K	LANE							1		6	H	MAMEROW																							
	11	K	MENICOL							3		7	E	SCHUBERT																							
	19	D	MILLER																																		
	17	A	MUGGLETON							1																											
		C	SHAWD																																		
		K	SHEPHARD																																		
	5	S	SPRATI																																		
						<b>Totals</b> 4 0 5 5 14											<b>Totals</b> 2 4 2 3 11																				

Officials Report

Scorers  
 1st Team Yes  No   
 2nd Team Yes  No

Time Clock  
 Yes  No

Green Card  
 Yes  No

Yellow Card  
 Yes  No

Red Card  
 Yes  No

Correct Starting Time  
 Yes  No

Correct Uniforms  
 1st Team Yes  No   
 2nd Team Yes  No

Comments

- Coachs' Voting  
 Most Valuable Player  
 1. H Mamerow  
 2. D MILLER  
 3. K Kony  
 Signature: [Signature]  
 Club: Brighton  
 Signature: [Signature]  
 Club: NTH

Won by Brighton  
 Signified Correct...  
 1st Named Team Brighton  
 2nd Named Team NTH

Umpires/Referees  
 Signature: [Signature]  
 Signature: [Signature]  
 Signature: [Signature]

Score 14 to 11  
 Name Lee Haskoti Club QLC  
 Name SPACCIONE Club SLC  
 Name \_\_\_\_\_ Club \_\_\_\_\_



Report from UNI SA Club UNI SA Date 6/8/05 Grade B Mens Womens

1st Named Team UNI SA 2nd Named Team Adelaide Uni

LSA No.	No.	Initials	Surname (In Alphabetical Order)	Penal	Assist	Goals				Total	LSA No.	No.	Initials	Surname (In Alphabetical Order)	Penal	Assist	Goals				Total		
						1	2	3	4								1	2	3	4			
	3	D	Burrows							7		7	K	Allan									
	25	M	Clark									15	R	Cook-Johnson	y								
	32	S	Dilena							9		18	R	Eriksen									
	50	L	Gibbons	y								22	D	Hannaford									
	4	M	Gibbons									8	L	Higgins	y								
	31	C	Pickering									9	L	Hutchison									
	40	W	Pitz							1		3	V	Matterson								3	
		T	Prizzi									2	V	Mestens									
	9	J	Williams							2		13	K	Nayda									
	17	E	Williams-Kalfe									27	N	Owens	y								
												11	J	Page								1	
												5	G	Peachey								1	
												20	L	Schaefer	y								
												19	R	Thamm									
												17	T	Tran									
												10	J	Tuckey									
												23	A	Uchikawa								1	
												4	A	Weatherford								1	
						8	2	7	2	19							1	1	1	3	6		
Time Outs						Totals					19	Time Outs						Totals					6

**Officials Report**

**Scorers**  
 1st Team Yes  No   
 2nd Team Yes  No

**Time Clock**  
 Yes  No

**Green Card**  
 Yes  No

**Yellow Card**  
 Yes  No

**Red Card**  
 Yes  No

**Correct Starting Time**  
 Yes  No

**Correct Uniforms**  
 1st Team Yes  No   
 2nd Team Yes  No

**Comments**

**Coachs' Voting**  
 Most Valuable Player  
 1. \_\_\_\_\_  
 2. \_\_\_\_\_  
 3. \_\_\_\_\_

Signature: \_\_\_\_\_  
 Club: \_\_\_\_\_  
 Signature: \_\_\_\_\_  
 Club: \_\_\_\_\_

Won by \_\_\_\_\_ Umpires/Referees \_\_\_\_\_ Score \_\_\_\_\_ to \_\_\_\_\_  
 Signified Correct \_\_\_\_\_ Signature \_\_\_\_\_ Name Kari Kiplak Club SAWCUA  
 1st Named Team \_\_\_\_\_ Signature \_\_\_\_\_ Name Michaela Wainwright Club SAWCUA  
 2nd Named Team \_\_\_\_\_ Signature \_\_\_\_\_ Name Martin Kiplak Club SAWCUA

White Copy to REGISTRAR Yellow Copy to UMPIRES Blue Copy to CLUB



Report from Glenslg (B) Club

Date 6/8/05

Grade B

Mens / Womens

1st Named Team GLENELG BLACK

2nd Named Team E.T.P

LSA No.	No.	Initials	Surname (In Alphabetical Order)	Penal	Assist	Goals				Total	LSA No.	No.	Initials	Surname (In Alphabetical Order)	Penal	Assist	Goals				Total								
						1	2	3	4								1	2	3	4									
	28	H	BEVAN		1							24	K	Portelli															
	2	M	BRADDOCK			11	1	1	11			4	m	Hansford															
	3	J	DIXON									21	T	Jensen															
	1	H	DOHNT									3	A	Sharpe	1		11												
		K	DOHNT									19	J	Scott Smith															
	23	D	GIAMARELOS									17	S	Sharpe			1												
	19	M	MCGIE		1							6	M	Matthews	1		1												
	12	J	MCINTYRE									27	E	Zengerer			1												
	21	N	MEAD					1				5	L	Cocca															
	26	M	NICHOLS									11	D	Spear	1														
	32	D	PATTERSON									17	P	Edwards	1		1		1										
	5	H	SKELAN									12	L	Comper															
	8	P	STCLAIR										T	Johnson															
	18	S	TRENWITH									5	L	Vickery	1		1												
						<b>Totals</b>				3	1	2	4	10							<b>Totals</b>				2	6	0	1	9

Officials Report

Scorers  
 1st Team Yes  No   
 2nd Team Yes  No

Time Clock  
 Yes  No

Green Card  
 Yes  No

Yellow Card  
 Yes  No

Red Card  
 Yes  No

Correct Starting Time  
 Yes  No

Correct Uniforms  
 1st Team Yes  No   
 2nd Team Yes  No

Comments

\* Coaches' Voting

- Most Valuable Player  
 1. M BRADDOCK  
 2. P EDWARDS  
 3. M NICHOLS

Signature: [Signature]

Club: Glenslg

Signature: [Signature]

Club: E.T.P

Won by E.T.P.

Umpires/Referees

Score 10 to 9

Signified Correct...  
 1st Named Team Glenslg Black

2nd Named Team E.T.P

Signature [Signature] Name Kathie Club

Signature [Signature] Name Jenny McS Club Bum.





Report from WEST TORRENS

Club

Date 30-7-05

Grade B

Match: Women

1st Named Team WEST TORRENS

2nd Named Team GENERIC BLACK

LSA No.	No.	Initials	Surname (In Alphabetical Order)	Penal	Assist	Goals				Total	LSA No.	No.	Initials	Surname (In Alphabetical Order)	Penal	Assist	Goals				Total		
						1	2	3	4								1	2	3	4			
	12	J	BEZZINA								28	H	BEVAN						1				
	<del>27</del>	<del>R</del>	<del>BROOKER</del>								2	M	BRADDOCK										
	17	K	CLARK		1				1		18	J	DIXON										
	32	V	CLARK								1	H	DOHNT										
	27	L	HILLET PAIRE								23	D	GAMERGES										
	33	E	HIXSON								19	M	M'GIE										
	40	S	HIXSON								3	J	MCINTYRE										
	2	E	KETRIDGE		1				1		23	N	MEAD		1			1					
	11	M	LINKE								26	M	NICHOLLS									2	
	31	N	PATICKS								32	D	PATERSON		1			1				2	
	3	K	SCANLON				1		1		5	H	SKEHAN										
	23	R	SCROOP								8	P	STCLAIR									1	
	15	H	SHERIFF																				
	8	S	WELLS																				
						<b>Totals 2 0 0 1 3</b>										<b>Totals 3 0 2 2 7</b>							
Time Outs												Time Outs											

Officials Report

Referee  
 Time Clock  
 Green Card  
 Yellow Card  
 Red Card  
 Correct Starting Time  
 Correct Warnings  
 Correct Penalties  
 Comments

Won by GENERIC  
 Signified Correct  
 1st Named Team West Torrens  
 2nd Named Team Generic Black

Umpires/Referees  
 Signature [Signature]  
 Signature [Signature]  
 Signature [Signature]

Score 3 to 7  
 Name G Elson Club Btr.  
 Name Michaela Wauschlope Club Santa  
 Name Kia Sheldon Club GLC



1st Named Team GLENELG 2nd Named Team NORTH ADELAIDE

LSA No.	No.	Initials	Surname (In Alphabetical Order)	Penal	Assist	Goals				Total	LSA No.	No.	Initials	Surname (In Alphabetical Order)	Penal	Assist	Goals				Total										
						1	2	3	4								1	2	3	4											
	1	A	BARKER								14	M	ACKERS																		
	17	J	BARREAU							3	10	M	ATKINSON																		
	4	D	BARTLETT								18	C	BROOKS																		
	7	K	CHAOUSIS								8	K	DOYLE	Y																	
	12	L	CUNNINGHAM								1	K	HARFORD																		
	16	L	DINNING								13	R	HARFORD																		
	14	Z	FARGHAR									S	HARRINGTON																		
	18	K	GOODALE							1	4	C	HART						1		1										
	10	S	HURN							3	3	E	MAMERON								2										
	8	E	MCMILLAN							1	6	H	MAMERON								4										
	18	E	MORTON								7	E	SCHUBERT																		
	15	R	PROUDMAN								16	T	GRAY								1										
	5	S	ROBINSON								9	A	GRAY																		
	3	J	SLOAN																												
	19	T	STRATMAN																												
	2	S	TUIT																												
	13	A	WHITE																												
						<b>Totals</b>					0	2	3	3	8							<b>Totals</b>					1	5	0	2	8

### Officials Report

**Scorers**  
 1st Team Yes  No   
 2nd Team Yes  No

**Time Clock**  
 Yes  No

**Green Card**  
 Yes  No

**Yellow Card**  
 Yes  No

**Red Card**  
 Yes  No

**Correct Starting Time**  
 Yes  No

**Correct Uniforms**  
 1st Team Yes  No   
 2nd Team Yes  No

**Comments**  
 QUERY ON LENGTH OF NO. 7 N.A.  
 STICK UNIMPRESSED NOT HAVE TAPE MEASURE

**Coachs' Voting**  
 Most Valuable Player

1. 3008 / 16  
 2. 6 NIS  
 3. 17 GARY BARREAU

Signature: [Signature]  
 Club: Glenelg  
 Signature: [Signature]  
 Club: "

Won by DRAW  
 Signified Correct...  
 1st Named Team [Signature]  
 2nd Named Team [Signature]

Umpires/Referees  
 Signature [Signature] Name Tammy Johnston Club ETP  
 Signature [Signature] Name Kathy Club STANTA  
 Signature [Signature] Name Masti Kipleas Club "



1st Named Team ADELAIDE UNIVERSITY

2nd Named Team BRIGHTON

LSA No.	No.	Initials	Surname (In Alphabetical Order)	Penal	Assist	Goals				Total	LSA No.	No.	Initials	Surname (In Alphabetical Order)	Penal	Assist	Goals				Total					
						1	2	3	4								1	2	3	4						
		K	AL								10	C	BIENBAUM													
	15	R	COOK-JOHNSON								13	K	CAREY													
	8	R	ENIKSEN								12	J	FLETCHER													
	8	L	HIGGINS								15	R	HALL													
	9	L	HUTCHINSONS								6	T	HEUBERT													
	16	W	Jensen							6	2	K	KINSLEY													
	3	V	MAYERSON								7	A	LANE													
	2	V	MEESTENS								20	K	LANE													
	13	K	NANDA										<del>MURPHY</del>													
	27	N	OWENS	Y						1			11	K	MENICOL											
	11	J	Page	Y						2	19	D	MILLER													
	5	E	Peachy										C SHAW													
	17	F	TRAY								5	S	SPIRATT													
	10	D	TUCKER										K Shepherd													
	23	A	UCHIKAWA																							
	4	A	Weatherford																							
																	<b>Totals</b>									
																	3				3	2	0	8		
																	<b>Totals</b>				12				8	

Scorekeeper	
Time Clock	
Ground Crew	
Yellow Card	
Red Card	
Correct Starting Time	
Correct Lineup	
Comments	
Captain	
Cop	
Signatures	

Won by Adelaide UNI  
 Signified Correct [Signature]  
 1st Named Team [Signature]  
 2nd Named Team [Signature]

Umpires/Referees  
 Signature [Signature] Name Kari Keplak Club [Signature]  
 Signature [Signature] Name Sue Hogan Club WOLV  
 Signature [Signature] Name Nicky Williams Club G.L.C.



Report from UNI SA Club

Date 23/

Grade 10

Men's / Women's

1st Named Team UNI SA

2nd Named Team GLENELG JB

LSA No.	No.	Initials	Surname (In Alphabetical Order)	Penal	Assist	Goals				Total	LSA No.	No.	Initials	Surname (In Alphabetical Order)	Penal	Assist	Goals				Total
						1	2	3	4								1	2	3	4	
		M	CLARK			1	1	1	1	4	28		BEVAN								
		D	BURROWS			1	1	1	1	5	2		BRADDOCK								
		J	WILLIAMS			1				2	3		DIXON								
		L	GIBBONS								19		McGIE								
		C	PICKERING			1	1	1	1	4	23		MEAD								
		D	WILLIAMS								6		NICHOLS								
		M	GIBBONS								32		PATTERSON								
		J	KENNEY								8		ST CLAIR								
		S	DILENA			1	1	1	1	4	18		TRENWITH								
											1		ROBERTS								
						<b>Totals</b>				<b>22</b>							<b>Totals</b>				<b>7</b>

Lacrosse SA  
Match  
Report

**Officials Report**

Scoring  
 1st Team: Yes  No   
 2nd Team: Yes  No

Time Clock  
 Yes  No

Green Card  
 Yes  No

Yellow Card  
 Yes  No

Red Card  
 Yes  No

Correct Starting Time  
 Yes  No

Correct Distances  
 1st Team: Yes  No   
 2nd Team: Yes  No

Comments

Ground Keeping  
 Yes  No

Referee  
 Yes  No

Club  
 Yes  No

Won by UNI SA  
 Signified Correct... MC  
 1st Named Team \_\_\_\_\_  
 2nd Named Team \_\_\_\_\_

Umpires/Referees  
 Signature \_\_\_\_\_ Name \_\_\_\_\_ Club \_\_\_\_\_  
 Signature \_\_\_\_\_ Name \_\_\_\_\_ Club \_\_\_\_\_  
 Signature \_\_\_\_\_ Name \_\_\_\_\_ Club \_\_\_\_\_

Score \_\_\_\_\_ to \_\_\_\_\_



Report from GSLC

Club

Date 23.7.05

Grade <sup>10</sup> B GRADE Mens/Womens

1st Named Team UNI of SA

2nd Named Team Glenelg Black.

LSA No.	No.	Initials	Surname (In Alphabetical Order)	Penal	Assist	Goals				Total	LSA No.	No.	Initials	Surname (In Alphabetical Order)	Penal	Assist	Goals				Total		
						1	2	3	4								1	2	3	4			
	25	M	CLARK			1	1	1	1	4		28	H	BEVAN									
	3	D	BURROWS			1	1	1	1	5		2	M	BRADDOCK				1	1	1	3		
	9	J	WILLIAMS			1	1	1		2		3	J	DIXON									
	50	L	GIBBONES										H	DOHNT									
	31	C	PICKERING			1	1	1		4			K	DOHNT									
	17	E	WILLIAMS-RALFE										D	GIAMARELOS									
	81	M	GIBBONS									19	M	MCGIE									
	6	J	KENNEY										J	MCINTYRE									
	32	S	DILENA			1	1	1	1	7		23	N	MEAD									
												G	M	NICHOLLS									
												32	D	PATTERSON									
													H	SKEHAN									
												8	P	ST CLAIR				1	1	1	4		
												18	S	TRENWITH									
												1	M	ROBERTS									
										<b>Totals</b>						<b>Totals</b>							
										Time Outs									Time Outs				

Officials Report

Scorers  
 1st Team Yes  No   
 2nd Team Yes  No

Time Clock  
 Yes  No

Green Card  
 Yes  No

Yellow Card  
 Yes  No

Red Card  
 Yes  No

Correct Starting Time  
 Yes  No

Correct Uniforms  
 1st Team Yes  No   
 2nd Team Yes  No

Comments

- Coachs' Voting  
 Most Valuable Player  
 1. E. Williams  
 2. M. Gibbons  
 3. P. St. Clair

Signature: *[Signature]*  
 Club: USA

Signature: *[Signature]*  
 Club: [Signature]

No Score  
 No Time Kept  
 No Score Sheet

Won by USA  
 Signified Correct...   
 1st Named Team [Signature]  
 2nd Named Team [Signature]  
 White Copy to REGISTRAR Yellow Copy to UMPIRES Blue Copy to CLUB

Umpires/Referees  
 Signature [Signature]  
 Signature [Signature]  
 Signature [Signature]

Score 22 to 7  
 Name Melanie Clark Club WT  
 Name Martin Kipling Club [Signature]  
 Name Tracey Edeppa Club WLC

1st Named Team Glenelg

2nd Named Team Adelaide Uni

LSA No.	No.	Initials	Surname (In Alphabetical Order)	Penal	Assist	Goals				Total	LSA No.	No.	Initials	Surname (In Alphabetical Order)	Penal	Assist	Goals				Total
						1	2	3	4								1	2	3	4	
	17	J	BARREAU						11	2		75	K	ALLAN.							
	5	D	BARTLETT									15	R	COOK-JOHNSON							
	7	K	<del>CHARLES</del> <del>CHIFFONLS</del>									18	R	ERIKSEN							
	12	L	<del>CUNNINGHAM</del>									8	K	HIGGINS							
	6	L	DINNING									9	R	HUTCHINSON							
	14	Z	FARGUAR									16	B	JENSEN							
	4	V	HODGSON									14	A	M'PHERSON							
	10	S	HORN									3	V	MATTERSON		1	1	1	1		4
	3	S	KENYON									2	V	MESTENS							
	15	C	LYONS						1	1		13	K	NAYDA							
	8	L	<del>McMILLAN</del>									27	N	OWENS			1	1	1		4
	18	B	MORTON									11	J	PAGE							6
	19	T	STRATMAN									5	G	TEAGUE							
	2	S	TOIT									17	T	TRANG							
	1	A	WHITE									10	S	TUCKEY						1	1
												23	A	UCHIKAWA							1
												4	A	WEATHERFORD KNOCKED IN							1
Time Outs				Totals		0	0	0	3	3	Time Outs				Totals		5	5	4	3	17

**Officials Report**

**Scorers**  
1st Team Yes  No   
2nd Team Yes  No

**Time Clock**  
Yes  No

**Green Card**  
Yes  No

**Yellow Card**  
Yes  No

**Red Card**  
Yes  No

**Correct Starting Time**  
Yes  No

**Correct Uniforms**  
1st Team Yes  No   
2nd Team Yes  No

**Comments**

1. \_\_\_\_\_  
2. \_\_\_\_\_  
3. \_\_\_\_\_

**Coachs' Voting**  
Most Valuable Player

Signature: \_\_\_\_\_  
Club: \_\_\_\_\_  
Signature: \_\_\_\_\_  
Club: \_\_\_\_\_

Won by ADEL UNI  
Signified Correct... Wallant  
1st Named Team Wallant  
2nd Named Team Moore

Umpires/Referees  
Score 17 to 3  
Signature [Signature] Name Stacey Appleton Club BLC  
Signature [Signature] Name Michaela Wainhope Club Short  
Signature [Signature] Name M BASHAM Club NALC

1st Named Team NORTH ADELAIDE

 2nd Named Team WEST TORRENS

LSA No.	No.	Initials	Surname (In Alphabetical Order)	Penal	Assist	Goals				Total	LSA No.	No.	Initials	Surname (In Alphabetical Order)	Penal	Assist	Goals				Total	
						1	2	3	4								1	2	3	4		
	14	M	ACKERS			1	1			2		12	J	BEZZINA								
	9	A	GRAY				1	1		3		37	R	BROOKER								
	16	T	GRAY					1		1		17	K	CLARK								1
	4	C	HART					1		1		32	V	CLARK								1
	3	E	MAMEROW		1			1		3		27	L	HALLET-FAIRE								1
	6	H	MAMEROW		1			1		3		33	E	HIXSON								1
	7	E	SCHUBERT					1		2				<del>E</del>	<del>KERRIDGE</del>							
												11	M	LINKE								
												3	K	SCANLON								3
												15	H	SHERIFF								
<h1>Match Report</h1>																						
Time Outs <input checked="" type="checkbox"/>											Time Outs <input type="checkbox"/>											
<b>Totals</b> 4   2   3   6   15						<b>Totals</b> 0   3   1   3   7																

### Officials Report

Scorebook  
 Time Clock  
 Ground Card  
 Netting Card  
 Post Card  
 Correct Starting Time  
 Correct Uniforms  
 Comments  
 Coaches' Meeting

Signature: \_\_\_\_\_  
 Date: \_\_\_\_\_  
 Club: \_\_\_\_\_

I have checked and signed up for this match.

I have checked and signed up for this match.

 Won by NORTH ADELAIDE  
 Signified Correct...  
 1st Named Team Gray  
 2nd Named Team AK. Naim

 Umpires/Referees  
 Signature K. Benges Name K. Benges Club \_\_\_\_\_  
 Signature W. Wang Name TAMMY Club \_\_\_\_\_  
 Signature \_\_\_\_\_ Name \_\_\_\_\_ Club \_\_\_\_\_

 Score 15 to 7





Report from ETP Club            Date 23/7/05 Grade B 10  
 Mens  Womens

1st Named Team BRIGHTON 2nd Named Team E.T.P

LSA No.	No.	Initials	Surname (In Alphabetical Order)	Penal	Assist	Goals				Total	LSA No.	No.	Initials	Surname (In Alphabetical Order)	Penal	Assist	Goals				Total																			
						1	2	3	4								1	2	3	4																				
	13	K	CARLEY								*	11	P	SPEARS																										
	12	J	FLETCHER								*	17	P	EDWARDS																										
	14	G	GILGAN								*	12	L	COOMBES																										
	6	R	HALL								*	13	S	SHARPE																										
	1	T	HERBERT								*	3	A	SHARPE																										
	51	T	JONES								*	4	M	HANSFORD																										
	2	K	KINSLEY								*	24	K	PORTELLI																										
	9	A	LANE								*	21	T	JENSEN																										
	15	R	MCGREGOR-DEY					11		2		10	T	JOHNSTON																										
	11	K	MENICOL					1		3		*19	J	SCOTT-SMITH																										
	10	D	MILLER									8	F	SENIOR																										
	5	C	MITCHELL									T	N	WEEKS																										
	17	A	MUGGLETON								*	23	E	ZENGERER																										
		C	SHARD								*	15	L	VICKERY																										
	7	S	SPRATT								*	5	L	COCCA																										
		K	SHAPHARD								*	6	M	MATTHEWS																										
	20	K	LANE																																					
						<b>Totals</b>				<b>13</b>	<b>12</b>	<b>7</b>	<b>Time Outs</b>				<b>Totals</b>				<b>2</b>	<b>2</b>	<b>3</b>	<b>2</b>	<b>9</b>															

Officials Report	
Scorers	
1st Team Yes <input checked="" type="checkbox"/> No <input type="checkbox"/>	
2nd Team Yes <input checked="" type="checkbox"/> No <input type="checkbox"/>	
Time Clock	
Yes <input checked="" type="checkbox"/> No <input type="checkbox"/>	
Green Card	
Yes <input type="checkbox"/> No <input checked="" type="checkbox"/>	
Yellow Card	
Yes <input type="checkbox"/> No <input checked="" type="checkbox"/>	
Red Card	
Yes <input type="checkbox"/> No <input checked="" type="checkbox"/>	
Correct Starting Time	
Yes <input checked="" type="checkbox"/> No <input type="checkbox"/>	
Correct Uniforms	
1st Team Yes <input checked="" type="checkbox"/> No <input type="checkbox"/>	
2nd Team Yes <input checked="" type="checkbox"/> No <input type="checkbox"/>	
Comments	
Coachs' Voting Most Valuable Player	
1. <input type="checkbox"/>	
2. <input type="checkbox"/>	
3. <input type="checkbox"/>	
Signature: <input type="text"/>	
Club: <input type="text"/>	
Signature: <input type="text"/>	
Club: <input type="text"/>	

Won by ETP  
 Signified Correct... C. Benham  
 1st Named Team Brighton  
 2nd Named Team E.T.P

Umpires/Referees  
 Score 9 to 7  
 Signature [Signature] Name K. Morton Club G.C.C.  
 Signature [Signature] Name Kari Kiplaks Club USA  
 Signature [Signature] Name R. Sutton Club A.L.C.





Report from UNI SA Club UNI SA Date 2/7/05 Grade B ~~Mens~~ / Womens

1st Named Team UNI SA

2nd Named Team WEST TORRENS

LSA No.	No.	Initials	Surname (In Alphabetical Order)	Penal	Assist	Goals				Total	LSA No.	No.	Initials	Surname (In Alphabetical Order)	Penal	Assist	Goals				Total
						1	2	3	4								1	2	3	4	
	9	J	WILLIAMS								12	12	BEZZINA								
	17	E	WILLIAMS-RALFE		"				3		37		BROOKER								1
	25	M	CLARK						1		17		CLARK								
	40	W	PLTZ						1		32		CLARK								
	3	D	BURROWS						2		33		HIXON								
	32	S	DILENA						3		40		<del>HIXON</del>								
	6	C	PICKERING						1		2		KETRIDGE								
	<del>16</del>	<del>J</del>	<del>WATSON</del>								11		LINKE								
	15	T	PRIZZI						1		31		PARCHIS							1	2
	7	G	PARLETTA						1		3		SCALON								
											23		SCROOP								
											15		SHERRE								
											8		WELLS								
											27		L HALLETT-IMR								
Time Outs						Totals					Time Outs						Totals				
						6 1 4 4 15											0 0 1 2 3				

Mat  
Report

Won by UNI SA Umpires/Referees Joan Name Julie Storn Club GTC  
 Score 15 to 3  
 Signified Correct... Signature [Signature] Name S. HIXON Club WIT  
 1st Named Team Uni SA Signature [Signature] Name [Name] Club [Club]  
 2nd Named Team West Torrens Signature [Signature] Name [Name] Club [Club]

White Copy to REGISTRAR Yellow Copy to UMPIRES Blue Copy to CLUB

### Officials Report

**Secretary:**  
 Present:  Absent:   
 Time Check:    
 Green Card:    
 Yellow Card:    
 Red Card:    
 Correct Starting Time:    
 Correct End Time:    
 Comments:

**Coaching Referee:**  
 Name: \_\_\_\_\_ Club: \_\_\_\_\_

1st Named Team Adelaide uni 2nd Named Team North Adelaide

LSA No.	No.	Initials	Surname (In Alphabetical Order)	Penal	Assist	Goals				Total	LSA No.	No.	Initials	Surname (In Alphabetical Order)	Penal	Assist	Goals				Total					
						1	2	3	4								1	2	3	4						
73	K	A	ALLAN								14	M	ACKERS													
12	P	B	BLACKINGTON			1	1			2	10	M	ALKINSON													
15	R	C	COOK-JOHNSON								21	M	BALER													
18	R	E	ERIKSON			1				1	18	C	BROOKS													
22	D	H	HANNAFORD								8	K	DOYLE													
8	L	H	HIGGINS					1	1		9	A	GRAY													
9	L	H	HUTCHINSON								16	T	GRAY													
16	B	J	JENSEN								12	Y	GWATTA													
1	M	K	KING								1	K	HARFORD													
14	A	M	MCPHERSON								13	R	HARFORD													
3	V	M	MATTERSON				1	1	2		5	S	HARRINGTON													
2	V	M	MESTENS								4	C	HART													
13	K	N	NAYDA								3	E	MAMEROW													1
	S	O	STTAWAY								6	H	MAMEROW													
11	J	P	PAGE			1	1	1		5	7	E	SCHUBERT													
5	G	P	PEACHEY								22	I	TWISK													
7	B	R	REID			1	1	1		4																
20	L	S	SCHAEFER																							
19	R	T	THAMM																							
17	T	T	TRAN																							
10	J	T	TUCKEY																							
23	A	U	UCHIKAWA																							
4	A	W	WEATHERFORD																							
	<b>Totals</b>					4	5	4	2	15		<b>Totals</b>					10	1	1	3						

Won by Adelaide uni      Umpires/Referees      Score 15 to 3  
 Signified Correct...      Signature [Signature]      Name Nicky Williams      Club G.L.C.  
 1st Named Team [Signature]      Signature [Signature]      Name Jodi Morton      Club G.L.C.  
 2nd Named Team [Signature]      Signature \_\_\_\_\_      Name \_\_\_\_\_      Club \_\_\_\_\_

### Officials Report

**Goalkeepers**

Not Present     Present     Pen. Present     Pen. Not Present  
 Pen. Present     Pen. Not Present

**Three Colours**

Pen. Present     Pen. Not Present

**Green Card**

Pen. Present     Pen. Not Present

**Yellow Card**

Pen. Present     Pen. Not Present

**Red Card**

Pen. Present     Pen. Not Present

**Correct Starting Time**

Pen. Present     Pen. Not Present

**Correct Orientation**

Pen. Present     Pen. Not Present

**Comments**

Correct Starting Time  
 Correct Orientation  
 All Goals     Pen. Present     Pen. Not Present  
 Pen. Present     Pen. Not Present  
 Pen. Present     Pen. Not Present  
 Pen. Present     Pen. Not Present  
 Pen. Present     Pen. Not Present  
 Pen. Present     Pen. Not Present

Report from Adelaide uni Club Adelaide uni Date 2/7/05 Grade 9 B Mens Womens

1st Named Team Adelaide uni  Done

2nd Named Team North Adelaide  Done

LSA No.	No.	Initials	Surname (In Alphabetical Order)	Penal	Assist	Goals				Total	LSA No.	No.	Initials	Surname (In Alphabetical Order)	Penal	Assist	Goals				Total																
						1	2	3	4								1	2	3	4																	
	73	K	ALLAN								14	M	ACKERS																								
	12	P	BLACKINGTON				1	1		2	10	M	AINKINSON																								
	15	R	COOK-JOHNSON								21	M	BAKER																								
	18	R	ERIKSON				1			1	18	C	BROOKS																								
	22	D	HANNAFORD								6	K	DOYLE																								
	8	L	HIGGINS								9	A	GRAY																								
	9	L	HUTCHINSON								16	T	GRAY																								
	16	B	JENSEN								12	Y	GUATTI																								
	1	M	KING								1	K	HARFORD																								
	14	A	MC PHERSON								13	R	HARFORD																								
	3	V	MATTERSON					1	1	2	5	S	HARRINGTON																								
	2	V	MESTENS								4	C	HART																								
	13	K	NAYDA								3	E	MAMEROW						1		0																
	<del>5</del>	<del>S</del>	<del>OTTAWAY</del>								6	H	MAMEROW							1	1	0															
	11	J	PAGE					1	1	1	5	7	E	SCHUBERT																							
	5	G	PEACHEY									22	I	TWISK																							
	7	B	REID					1	1	1	4																										
	20	L	SCHAEFER																																		
	19	R	THAMM																																		
	<del>17</del>	<del>T</del>	<del>TRAN</del>																																		
	10	J	TUCKEY																																		
	23	A	UCHIKAWA																																		
	4	A	WEATHERFORD																																		
											<b>Totals</b>			4 5 4 2				15												<b>Totals</b>			1 0 1 1				3

### Officials Report

**Scorers**  
1st Team Yes  No   
2nd Team Yes  No

**Time Clock**  
Yes  No

**Green Card**  
Yes  No

**Yellow Card**  
Yes  No

**Red Card**  
Yes  No

**Correct Starting Time**  
Yes  No

**Correct Uniforms**  
1st Team Yes  No   
2nd Team Yes  No

**Comments**

**Coachs' Voting**  
Most Valuable Player  
1. J. Page  
2. K. Doyle  
3. A. McPherson

Signature: [Signature]  
Club: Adelaide uni  
Signature: [Signature]  
Club: NALC

Won by Adelaide uni Umpires/Referees Name Nicky Williams Club G.L.C.  
 Signified Correct... Signature [Signature] Name Jodi Martin Club G.L.C.  
 1st Named Team [Signature] Signature \_\_\_\_\_ Name \_\_\_\_\_ Club \_\_\_\_\_  
 2nd Named Team [Signature] Signature \_\_\_\_\_ Name \_\_\_\_\_ Club \_\_\_\_\_





Report from ETP.

Club

Date 2/7/05

Grade B

Mens/Womens Mens

1st Named Team E.T.P

2nd Named Team GLENELG

LSA No.	No.	Initials	Surname (In Alphabetical Order)	Penal	Assist	Goals				Total	LSA No.	No.	Initials	Surname (In Alphabetical Order)	Penal	Assist	Goals				Total								
						1	2	3	4								1	2	3	4									
	17	P	EDWARDS					1			<del>18</del>	J	BARREAU								1								
	21	T	JENSEN								5	D	BARTLETT																
	5	L	COCCA					2			7	K	CHAOUSIS																
	23	E	ZENGERER					1			12	L	CUNNINGHAM																
	24	K	PORTELLI								2	K	GOODALE																
	6	M	MATTHEWS					2			16	L	DINNING																
	13	S	SHARPE								10	S	HURN																
	3	A	SHARPE					3			51	S	KENYON																
	4	M	HANSFORD								15	C	LYONS																
	15	L	VICKERY								17	E	MORTON																
	12	L	COOMBES								14	S	ROBINSON																
	10	T	JOHNSTONE								3	J	SLOAN																
											19	T	STRATMAN																
											11	A	WHITE																
											4	S	TUIT																
						<b>Totals</b>				2	1	5	2	10							<b>Totals</b>				0	1	0	0	1

Officials Report

Scorers  
 1st Team Yes  No   
 2nd Team Yes  No

Time Clock  
 Yes  No

Green Card  
 Yes  No

Yellow Card  
 Yes  No

Red Card  
 Yes  No

Correct Starting Time  
 Yes  No

Correct Uniforms  
 1st Team Yes  No   
 2nd Team Yes  No

Comments

Coachs' Voting  
 Most Valuable Player

1.  
 2.  
 3.  
 Signature:  
 Club:  
 Signature:  
 Club:

Won by ETP  
 Signified Correct...  
 1st Named Team ETP  
 2nd Named Team Glenelg

Umpires/Referees  
 Signature [Signature]  
 Signature [Signature]  
 Signature [Signature]

Score 10 to 1  
 Name Michael Warkhope Club SANT  
 Name Kari Kiploles Club SALVIA  
 Name NIKKI VOYSEY Club ETP-SANLM



Report from ETP

Club

Date 2/7/05

Grade B

Mens/Womens

9

1st Named Team ETP

2nd Named Team GLENELG ✓ done

LSA No.	No.	Initials	Surname (In Alphabetical Order)	Penal	Assist	Goals				Total	LSA No.	No.	Initials	Surname (In Alphabetical Order)	Penal	Assist	Goals				Total								
						1	2	3	4								1	2	3	4									
	17	P	EDWARDS					1			<del>18</del>	J	BARREAU								1								
	21	T	JENSEN									5	D	BARTLETT															
	5	L	COCCA					2				7	K	CHAOUSIS															
	23	E	ZENGERER	✓				1				12	L	CUNNINGHAM															
	24	K	PORTELLI									2	K	GOODALE															
	6	M	MATTHEWS					2				16	L	DINNING	✓														
	13	S	SHARPE					1				10	S	HURN															
	3	A	SHARPE					3				51	S	KENYON															
	4	M	HANSFORD									15	C	LYONS															
	15	L	VICKERY									17	E	MORTON															
	12	L	COOMBS									14	S	ROBINSON															
	10	T	JOHNSTONE									3	J	SLOAN															
												19	T	STRATMAN															
												11	A	WHITE															
												4	S	TUIT															
						Totals				2	1	5	2	10							Totals				0	1	0	0	1

### Officials Report

**Scorers**  
 1st Team Yes  No   
 2nd Team Yes  No

**Time Clock**  
 Yes  No

**Green Card**  
 Yes  No

**Yellow Card**  
 Yes  No

**Red Card**  
 Yes  No

**Correct Starting Time**  
 Yes  No

**Correct Uniforms**  
 1st Team Yes  No   
 2nd Team Yes  No

**Comments**

**Coachs' Voting**  
 Most Valuable Player  
 1. \_\_\_\_\_  
 2. \_\_\_\_\_  
 3. \_\_\_\_\_  
 Signature: \_\_\_\_\_  
 Club: \_\_\_\_\_  
 Signature: \_\_\_\_\_  
 Club: \_\_\_\_\_

Won by ETP

Signified Correct...

1st Named Team ETP

2nd Named Team Wallerand

Umpires/Referees

Signature [Signature]

Signature [Signature]

Signature [Signature]

Score 10 to 1

Name Michael Warkhope Club SAINT

Name Kari Kipler Club SALUDA

Name NIKKI VOYSEY Club ETP-SANLMA

1st Named Team Brighton

2nd Named Team University of SA

LSA No.	No.	Initials	Surname (In Alphabetical Order)	Penal	Assist	Goals				Total	LSA No.	No.	Initials	Surname (In Alphabetical Order)	Penal	Assist	Goals				Total							
						1	2	3	4								1	2	3	4								
	5	C	Bierbaum									3	D	Burrows			1	1	1	1	1	4						
	13	K	Corey									25	M	Clark	1							2						
	12	J	Fletcher									32	S	deLana								3						
	18	H	Carvon									50	L	Gibbons								1						
	10	R	Hall									0	J	Kenney								1						
	1	T	Herbert									31	C	Pickering								2						
	3	T	Jones									40	W	Piltz								2						
	2	K	Kinsley									9	J	Williams														
	9	A	Lane									17	E	Williams/Ralph														
	20	K	Lane																									
	11	K	McNicol																			9						
	19	D	Miller																									
	51	C	Mitchell																									
	17	A	Mudgerton																									
	6	S	Spratt																			15						
						<b>Totals</b>				1	2	2	6							<b>Totals</b>				5	6	1	7	9

### Officials Report

**Scorers**  
 1st Team Yes  No   
 2nd Team Yes  No

**Time Clock**  
 Yes  No

**Green Card**  
 Yes  No

**Yellow Card**  
 Yes  No

**Red Card**  
 Yes  No

**Correct Starting Time**  
 Yes  No

**Correct Uniforms**  
 1st Team Yes  No   
 2nd Team Yes  No

**Comments**

**Coaches' Voting**  
 Most Valuable Player  
 1. J. Lane  
 2. L. Gibbons  
 3. E. Williams/Ralph  
 Signature: [Signature]  
 Club: [Signature]  
 Signature: [Signature]  
 Club: [Signature]

Won by Uni of SA

Umpires/Referees

Score 19 to 6

Unified Correct...

Signature [Signature]

Name M. Basham Club NALC

1st Named Team [Signature]

Signature [Signature]

Name Tammy Club BRIGHTON

2nd Named Team [Signature]

Signature [Signature]



Report from North Adelaide Club

Date 25/6/05

Grade B

Mens  Womens

8

1st Named Team North Adelaide

2nd Named Team ETP

LSA No.	No.	Initials	Surname (In Alphabetical Order)	Penal	Assist	Goals				Total	LSA No.	No.	Initials	Surname (In Alphabetical Order)	Penal	Assist	Goals				Total						
						1	2	3	4								1	2	3	4							
	14	M	Ackers								23	E	Zengerer				1			3							
	10	M	Atkinson								6	M	Matthews							1							
	18	C	Brooks								3	A	Sharpe							1							
	8	K	Doyle								11	P	Spear's														
	9	A	Gray								4	M	Hansford														
	16	T	Gray								5	L	Cozza							2							
	12	Y	Quatta								<del>8</del>	<del>T</del>	<del>Senior</del>														
	19	K	Harford									F	Jensen														
	15	R	Harford								10	T	Johnston	Y					1	3							
	5	S	Harrington								19	J	Scott-smith							3							
	3	E	Mamerow								15	L	Wickey														
	6	H	Mamerow								24	R	Patelli														
											7	R	Edwards	Y						1							
											1	N	Weeks	Y													
											12	L	Crombets														
	<b>Totals</b>										0	0	10	1								<b>Totals</b>	3	6	3	1	13
Time Outs																											

**Lacrosse**  
**Mat**  
**Report**

### Officials Report

**Scorers**  
1st Team Yes  No   
2nd Team Yes  No

**Time Clock**  
Yes  No

**Green Card**  
Yes  No

**Yellow Card**  
Yes  No

**Red Card**  
Yes  No

**Correct Starting Time**  
Yes  No

**Correct Uniforms**  
1st Team Yes  No   
2nd Team Yes  No

**Comments**  
Start umpire  
not supplied

**Coachs' Voting**  
Most Valuable Player  
1. \_\_\_\_\_  
2. \_\_\_\_\_  
3. \_\_\_\_\_

**Signature:** \_\_\_\_\_  
**Club:** \_\_\_\_\_

**Signature:** \_\_\_\_\_  
**Club:** \_\_\_\_\_

Won by \_\_\_\_\_  
Signified Correct...  
1st Named Team Brew  
2nd Named Team J. M. W. J. G. W.

Umpires/Referees  
Signature \_\_\_\_\_ Name Stacey Appleton Club BITA  
Signature \_\_\_\_\_ Name Laura Robinson Club Glenside  
Signature \_\_\_\_\_ Name \_\_\_\_\_ Club \_\_\_\_\_

\*White Copy to REGISTRAR Yellow Copy to UMPIRES Blue Copy to CLUB



Report from GUENELG BLACK Club

Date 25/6/05

Grade 8

WOMEN

1st Named Team GUENELG

2nd Named Team GUENELG BACK

LSA No.	No.	Initials	Surname (In Alphabetical Order)	Penal	Assist	Goals				Total	LSA No.	No.	Initials	Surname (In Alphabetical Order)	Penal	Assist	Goals				Total					
						1	2	3	4								1	2	3	4						
	1	A	BARKER								28		BEVAN HEIDI													
	18	J	BARREAU						1		2		DOHNT KIM													
	5	D	BARTLETT								3		BESSANKO ALEX													
	7	K	DAVOUSIS						1		1		DOHNT HAYLEY					1		1	2					
	12	L	CUNNINGHAM						1		23		GIAMARELUX DESI							1	1					
	16	L	DINNING								19		M'GIE MEL													
	17	Z	FARQHAR								21		MCINTYRE JAMIE													
	10	S	HURN						1		1		MEAD N							1	4					
	4	V	HODGESON								26		NICHOLLS M													
	15	C	LYONS								32		PATRISON D													
	14	S	ROBINSON								5		SKEMAN H							1	1					
	3	J	SLOAN								8		ST CLAIR P													
	19	T	STRATMAN								18		TRENWITH S													
	2	S	TUIT																							
	8	L	McMILLAN																							
	48	E	MORTON																							
	11	A	WHITE																							
						<b>Totals</b>				<b>2</b>	<b>3</b>	<b>1</b>	<b>2</b>	<b>8</b>							<b>Totals</b>	<b>2</b>	<b>1</b>	<b>3</b>	<b>2</b>	<b>8</b>

**Officials Report**

Score 8 to 8

Name F TURNER Club GRC

Name \_\_\_\_\_ Club \_\_\_\_\_

Name \_\_\_\_\_ Club \_\_\_\_\_

Comments \_\_\_\_\_

Comments \_\_\_\_\_

Won by DRON

Signified Correct... all players

1st Named Team all players

2nd Named Team all players

Umpires/Referees

Signature [Signature]

Signature [Signature]

Signature \_\_\_\_\_

Score 8 to 8

Name F TURNER Club GRC

Name \_\_\_\_\_ Club \_\_\_\_\_

Name \_\_\_\_\_ Club \_\_\_\_\_

\*White Copy to REGISTRAR Yellow Copy to UMPIRES Blue Copy to CLUB



1st Named Team WEST TORRENS

 2nd Named Team ADELAIDE UNI

LSA No.	No.	Initials	Surname (In Alphabetical Order)	Penal	Assist	Goals				Total	LSA No.	No.	Initials	Surname (In Alphabetical Order)	Penal	Assist	Goals				Total
						1	2	3	4								1	2	3	4	
	12	J	BEZZINA								73	K	ALLAN				1				1
	57	R	BROOKER								<del>12</del>	<del>P</del>	<del>BLACKINTON</del>								
	17	K	CLARK								18	R	ERIKSEN								
	32	V	CLARK								22	D	HANNAFORD					1	1		2
	27	L	HANLEY-FAIRS								8	L	HIGGINS								
	33	E	HIXSON										HOTCHKINSON								
	40	S	HIXSON			1			1		1	M	KING								
	15	H	SHERIFF								3	V	MATTERSON			1	1	1	1		5
	3	K	SCANLON								13	K	NAYDA								
	2	E	KETRIDGE						1	1	27	N	OWENS				1	1	1		4
	11	M	LINKE								11	J	PAGE								
	8	S	WELLS								<del>5</del>	<del>G</del>	<del>PEACHEY</del>								
											<del>20</del>	<del>K</del>	<del>SCHADDER</del>								
											19	R	THAMM				1				1
											17	J	TRAN								
											10	J	TUCKEY								
											23	A	VCHIKAWA								
											<del>4</del>	<del>A</del>	<del>WEATHERFORD</del>								
Time Outs						Totals 0 1 0 0 2					Time Outs						Totals 3 5 4 1 13				

### Officials Report

**Scorers**  
 1st Team Yes  No   
 2nd Team Yes  No

**Time Clock**  
 Yes  No

**Green Card**  
 Yes  No

**Yellow Card**  
 Yes  No

**Red Card**  
 Yes  No

**Correct Starting Time**  
 Yes  No

**Correct Uniforms**  
 1st Team Yes  No   
 2nd Team Yes  No

**Comments**

**Coaches' Voting**  
 Most Valuable Player  
 1. \_\_\_\_\_  
 2. \_\_\_\_\_  
 3. \_\_\_\_\_

Signature: \_\_\_\_\_  
 Club: \_\_\_\_\_  
 Signature: \_\_\_\_\_  
 Club: \_\_\_\_\_

Won by ADEL UNI Umpires/Referees Score 13 to 2  
 Signified Correct. Signature [Signature] Name Michaela Warschape Club STURT  
 1st Named Team [Signature] Signature [Signature] Name AMELIA ZANDER Club STURT  
 2nd Named Team [Signature] Signature [Signature] Name Kari Kiplake Club SAWCA





1st Named Team ADELAIDE UNI

2nd Named Team E.T.P.

LSA No.	No.	Initials	Surname (In Alphabetical Order)	Penal	Assist	Goals				Total	LSA No.	No.	Initials	Surname (In Alphabetical Order)	Penal	Assist	Goals				Total																		
						1	2	3	4								1	2	3	4																			
	73	K	ALLEN	Y								4	M	HANSFORD																									
	12	P	BLACKINGTON						1	(1)		8	T	SENIOR																									
	15	R	COOK-JOHNSON							(1)		6	m	MATTHEWS																									
	18	R	BRISKIN							(1)		24	K	PORTER																									
	9	L	HUTCHINSON									19	J	SCOTT-SMITH																									
	16	B	JENSEN									17	P	EDWARDS																									
	1	m	KING									15	L	VICKERY																									
	14	A	M'PHERSON									1	N	WEEKS																									
	3	V	MATTERSON							(5)		11	P	SPEARS																									
	2	V	METENS									12	L	COOMBES																									
	13	K	NAYDA									21	T	JENSEN																									
	21	N	OWENS									23	E	ZENGERER																									
	11	J	PAGE																																				
	5	G	PEACHLEY																																				
	20	L	SCHAFER																																				
	19	R	THAMM							(2)																													
	17	T	TRAN																																				
	10	J	TURKEY																																				
	23	A	UCHIKAWA																																				
	4	A	WHEATER FORD																																				
	22	D	HANNA FORD																																				
										(15)																													
Time Outs										Totals										Totals																			
										1	3	2	3	9	Time Outs										2	1	1	3	7										

### Officials Report

**Scorers**  
 1st Team Yes  No   
 2nd Team Yes  No

**Time Clock**  
 Yes  No

**Green Card**  
 Yes  No

**Yellow Card**  
 Yes  No

**Red Card**  
 Yes  No

**Correct Starting Time**  
 Yes  No

**Correct Uniforms**  
 1st Team Yes  No   
 2nd Team Yes  No

**Comments**  
 \_\_\_\_\_  
 \_\_\_\_\_  
 \_\_\_\_\_

**Coachs' Voting Most Valuable Player**  
 1. \_\_\_\_\_  
 2. \_\_\_\_\_  
 3. \_\_\_\_\_

Signature: \_\_\_\_\_  
 Club: \_\_\_\_\_  
 Signature: \_\_\_\_\_  
 Club: \_\_\_\_\_

Won by ADELAIDE UNI

Signified Correct...

1st Named Team \_\_\_\_\_

2nd Named Team \_\_\_\_\_

White Copy to REGISTRAR Yellow Copy to UMPIRES Blue Copy to CLUB

Umpires/Referees

Signature \_\_\_\_\_  
 Signature \_\_\_\_\_  
 Signature \_\_\_\_\_

Score 9 to 7

Name \_\_\_\_\_ Club \_\_\_\_\_  
 Name \_\_\_\_\_ Club GC  
 Name \_\_\_\_\_ Club \_\_\_\_\_



Report from UNI SA Club

Date 18/06/05

Grade B

Men's  Women's

1st Named Team UNI of SA

2nd Named Team GLENELG

LSA No.	No.	Initials	Surname (In Alphabetical Order)	Penal	Assist	Goals				Total	LSA No.	No.	Initials	Surname (In Alphabetical Order)	Penal	Assist	Goals				Total
						1	2	3	4								1	2	3	4	
			Deb Brown							5		1	A BARKER								
			Meredith Clark							2		5	D BARTLET								
			Steph Wilson							2		7	K CHAKOUSIS								
			Andrew Guthrie									12	L CUNNINGHAM								
			Andrew Pickering									16	L DINNING								
			W.P. HZ							3		2	K GODALE								
			K. Williams									4	V HODGESON								
			J. Williams									10	S LURN								
			E. Williams									15	C LYONS								
			M. Williams									14	E MORTON								
			L. Williams									3	S SLOAN								
												19	T STRAYMAN								
												11	A WHITE								
												18	J BARREAU								
												2	F FARGUAR								
						<b>Totals</b> 4 0 3 3 14										<b>Totals</b> 0 0 1 0 1					

Time Outs

Time Outs

Totals

Won by UNI of SA  
 Signified Correct...   
 1st Named Team UNI of SA  
 2nd Named Team GLENELG

Umpires/Referees

Signature [Signature]  
 Signature [Signature]  
 Signature [Signature]

Score 14 to 1

Name T. KELTON Club \_\_\_\_\_  
 Name M. KIRKES Club \_\_\_\_\_  
 Name \_\_\_\_\_ Club \_\_\_\_\_

**Officials Report**

Secretary: Yes  No   
 Referee: Yes  No   
 Time Clock: Yes  No   
 Ground Card: Yes  No   
 Yellow Card: Yes  No   
 Red Card: Yes  No   
 Correct Starting Time: Yes  No   
 Correct End Time: Yes  No   
 Comments: \_\_\_\_\_  
 Corrected Starting Time: Yes  No   
 Corrected End Time: Yes  No   
 Signature: \_\_\_\_\_  
 Date: \_\_\_\_\_  
 Club: \_\_\_\_\_



1st Named Team BRIGHTON

2nd Named Team GLENELG

No.	Initials	Surname (In Alphabetical Order)	Penal	Assist	Goals				Total	No.	Initials	Surname (In Alphabetical Order)	Penal	Assist	Goals				Total	
					1	2	3	4							1	2	3	4		
6	C	BIERBAUM					1	1		11	A	BARKER								
12	J	FLETCHER								18	J	Barreau						11		
3	R	HALL			1					12	L	cunningham								
5	T	HERBERT								7	K	chaouis								
10	T	JONES				1		1		16	L	Dinning (goals)								
2	K	KINSLEY								4	Z	faraghar								
<del>9</del>	<del>A</del>	<del>LANE</del>								14	K	godale								
20	K	LANE				1		1		10	S	heirn					1	1	1	
<del>1</del>	<del>R</del>	<del>MCGREEVEY</del>								15	C	lyons								
11	K	MENICOL				1		1		8	L	McMillan							1	
19	D	MILLER								17	S	Robinson								
1	C	MITCHELL								3	J	sloan								
<del>1</del>	<del>A</del>	<del>MITCHELL</del>								2	S	Twit								
<del>1</del>	<del>E</del>	<del>SHARP</del>								11	a	white								
18	S	SPRATT								19	t	stratman								
								1												
Time Outs										Time Outs										
			<b>Totals</b>	1	3	4	4	12				<b>Totals</b>	-	2	4	-	6			

### Officials Report

**Scorers**  
 1st Team Yes  No   
 2nd Team Yes  No

**Time Clock**  
 Yes  No

**Green Card**  
 Yes  No

**Yellow Card**  
 Yes  No

**Red Card**  
 Yes  No

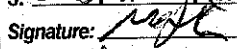
**Correct Starting Time**  
 Yes  No


**Correct Uniforms**  
 1st Team Yes  No   
 2nd Team Yes  No

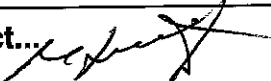
**Comments**

**Coachs' Voting Most Valuable Player**

- K MENICOL (Bm)
- T JONES (Bm)
- L DINNING (Goals)

Signature:   
 Club: Brighton

Signature:   
 Club: Glenelg

Won by Brighton  
 Signified Correct...   
 1st Named Team Brighton  
 2nd Named Team Glenelg

Umpires/Referees  
 Signature Melanie Clark Name Melanie Clark Club WTL  
 Signature Dawn Ross Name Dawn Ross Club Bm  
 Signature Nicole Bishop Name Nicole Bishop Club Glenelg

Score 12 to 6





Report from GLENELG Club Date 11.6.05 Grade B Mens/Womens 6

1st Named Team Glenelg Black 2nd Named Team Adelaide University

LSA No.	No.	Initials	Surname (In Alphabetical Order)	Penal	Assist	Goals				Total	LSA No.	No.	Initials	Surname (In Alphabetical Order)	Penal	Assist	Goals				Total
						1	2	3	4								1	2	3	4	
	28	H	BEVAN								73	K	ALLEN								
	2	M	BRADDOCK		1	1			(2)		12	P	BLACKINGTON								
	3	J	DIXON								15	R	COOK-JOHNSON								
	1	H	DOHNT								18	R	ERIKSEN								
	23	D	GIAMARELOS								8	L	HIGGINS						1		(1)
	19	M	MCFIE								9	L	HUTCHINSON								
	21	J	MCINTYRE								1	M	KING								
		N	MEAD								14	A	MCPHERSON								
	26	M	NICHOLLS								3	V	MATERSON				11	12	11	1	(6)
	32	D	PATTERSON								2	V	MESTENS								
	5	H	SKEHAN								13	K	NAVDA								
	8	P	ST CLAIR						1	(1)	27	N	OWENS				11	11	1		(3)
	18	S	TRENWITH						1	(1)	1	J	PAGE				11		1	1	(4)
	12	M	ROBERTS								5	G	PEACHEY								
											20	L	SCHAEFER								
											19	P	THAMM								
											23	A	UCHIKAWA								
											4	A	WEATHERFORD								
Time Outs						Totals					Time Outs						Totals				
						1 1 0 2 4					/						6 3 5 2 16				

Officials Report

**Scorers**  
 1st Team Yes  No   
 2nd Team Yes  No

**Time Clock**  
 Yes  No

**Green Card**  
 Yes  No

**Yellow Card**  
 Yes  No

**Red Card**  
 Yes  No

**Correct Starting Time**  
 Yes  No

**Correct Uniforms**  
 1st Team Yes  No   
 2nd Team Yes  No

**Comments**

**Coachs' Voting**  
 Most Valuable Player

1. \_\_\_\_\_  
 2. \_\_\_\_\_  
 3. \_\_\_\_\_

Signature: \_\_\_\_\_  
 Club: \_\_\_\_\_

Signature: \_\_\_\_\_  
 Club: \_\_\_\_\_

Won by Adelaide Uni Umpires/Referees Score 16 to 4  
 Signified Correct... Signature J Knight Name JILL KNIGHT Club Burnside  
 1st Named Team Signature H Dohnt Name Cassie Tule Club Sturt  
 2nd Named Team Signature \_\_\_\_\_ Name \_\_\_\_\_ Club \_\_\_\_\_



Report from NALC Club          Date 11/6/05 Grade 6 Mens Womens

1st Named Team University of SA 2nd Named Team North Adelaide

LSA No.	No.	Initials	Surname (In Alphabetical Order)	Penal	Assist	Goals				Total	LSA No.	No.	Initials	Surname (In Alphabetical Order)	Penal	Assist	Goals				Total
						1	2	3	4								1	2	3	4	
	25	M	Clark								14	M	Ackers								
	40	W	Piltz		"		"				10	M	Atkinson								
	9	J	Williams		"		"				8	K	Daile								
	17	E	Williams								18	C	Brooks								
	18	A	Irving-Gothrie								9	A	Gray								
	21	K	Whelan								16	T	Gray								
	50	L	Gibbons								12	Y	Quatta								
	32	S	Dilena								<del>14</del>	<del>K</del>	<del>Harford</del>								
	31	C	Pickeing								<del>14</del>	<del>R</del>	<del>Harford</del>								
	10	J	Kenny								5	S	Harrington								
											4	C	Hart								
											2	E	Kent-Hobbs								
											3	E	Mamerow								
											6	H	Mamerow								
											7	E	Schubert								
											<b>Mat</b>										
											<b>Report</b>										
											<b>13</b>										
											<b>2</b>										
											<b>3</b>										
											<b>5 3 4 3 15</b>										
											<b>Totals 2 1 0 0 3</b>										

Won by Uni of SA Umpires/Referees Score 15 to 3  
 Signified Correct... Signature [Signature] Name J. Bartholomew Club Brighton  
 1st Named Team [Signature] Signature [Signature] Name Kari Kiplaks Club SAWUBA  
 2nd Named Team [Signature] Signature [Signature] Name          Club         

### Officials Report

Referee:  Yes  No  
 Time Clock:  Yes  No  
 Green Card:  Yes  No  
 Yellow Card:  Yes  No  
 Red Card:  Yes  No  
 Correct Starting Time:  Yes  No  
 Correct Uniforms:  Yes  No  
 Comments:   
  
  
 Correct Marking:  Yes  No

1st Named Team E.T.P

 2nd Named Team GLENELG (BLACK)

LSA No.	No.	Initials	Surname (In Alphabetical Order)	Penal	Assist	Goals				Total	LSA No.	No.	Initials	Surname (In Alphabetical Order)	Penal	Assist	Goals				Total										
						1	2	3	4								1	2	3	4											
	3	A	SHARPE						11	(3)		28	H	REVAN																	
	4	M	HANSFORD									2	M	BRADDOCK						1			1	(2)							
	17	P	EDWARDS						1	(3)		3	J	DIXON																	
	12	L	COOMBES									1	M	DOHNT																	
	24	K	PORTELLI									23	D	SIAMARELOS																	
	21	T	JENSEN									19	M	M'GHEE																	
	5	L	COCCA						1	(1)		32	J	M'INTYRE																	
	6	M	MATTHEWS							(1)		21	N	MEAD																	
	11	P	SPEARS							(1)		26	M	NICHOLIS				111						(4)							
	15	L	VICKEREY							(1)		5	H	SKEHAN																	
	23	E	ZENGERER									8	P	ST CLAIR										(1)							
	8	T	SENIOR-CARR									18	S	TRENWITH										(1)							
	19	J	SCOTT-SMITH																												
	10	T	JOHNSTON						1	(2)																					
						<b>Totals</b>				<b>3</b>	<b>2</b>	<b>2</b>	<b>4</b>	<b>11</b>							<b>Totals</b>						<b>3</b>	<b>2</b>	<b>2</b>	<b>1</b>	<b>8</b>

### Officials Report

Secretary \_\_\_\_\_  
 Referee \_\_\_\_\_  
 Umpires \_\_\_\_\_  
 Time Clock \_\_\_\_\_  
 Goal Judge \_\_\_\_\_  
 Yellow Card \_\_\_\_\_  
 Red Card \_\_\_\_\_  
 Contest Starting Time \_\_\_\_\_  
 Contest Duration \_\_\_\_\_  
 Comments \_\_\_\_\_  
 Coaches Meeting \_\_\_\_\_

Signature: \_\_\_\_\_ Club: \_\_\_\_\_  
 Signature: \_\_\_\_\_ Club: \_\_\_\_\_  
 Signature: \_\_\_\_\_ Club: \_\_\_\_\_

Won by E.T.P          Umpires/Referees          Score 11 to 8  
 Signified Correct...          Signature J Knight          Name JILL KNIGHT          Club Burnside  
 1st Named Team \_\_\_\_\_          Signature [Signature]          Name Kim Sutton          Club STURT  
 2nd Named Team [Signature]          Signature \_\_\_\_\_          Name \_\_\_\_\_          Club \_\_\_\_\_  
White Copy to REGISTRAR    Yellow Copy to UMPIRES    Blue Copy to CLUB



1st Named Team Adelaide Uni

2nd Named Team Uni SA

LSA No.	No.	Initials	Surname (In Alphabetical Order)	Penal	Assist	Goals				Total	LSA No.	No.	Initials	Surname (In Alphabetical Order)	Penal	Assist	Goals				Total		
						1	2	3	4								1	2	3	4			
	22	K	Allen						1	(1)		3	D	Burrows					1	1			(5)
	17	P	BLACKINGTON			1				(1)		25	M	Clark									
	15	R	COOK-JOHNSON									32	S	Dilena.				1	1	1			(3)
	18	R	ERIKSEN									50	L	Gibbons									
	8	L	HARRIS	Y								31	C	Pickering									(1)
	9	L	HATCHERSON									40	W	Pittz									(1)
	16	B	JENSEN									7	K	Taylor				1	1	1			(5)
	1	M	KING									9	J	Williams			1	1					(3)
	14	A	McPherson									17	E	Williams-Rate									
	2	V	MESTENS																				
	13	K	NAYDA																				
	-	S	OTWAY																				
	27	N	OWENS																				
	11	J	PAGE																				
	5	G	POTTER																				
	20	L	SCHAEFER																				
	19	R	THAMM																				
	-	T	TRAV																				
	10	J	TUCKER																				
	4	A	WEATHERFORD																				
										(18)													
Time Outs						Totals					Time Outs						Totals						
						2	0	0	3	5							3	4	5	6	18		

Lacrosse SA Match Report

Officials Report		
Scoring	Yes <input checked="" type="checkbox"/>	No <input type="checkbox"/>
Time Clock	Yes <input type="checkbox"/>	No <input type="checkbox"/>
Green Card	Yes <input type="checkbox"/>	No <input type="checkbox"/>
Yellow Card	Yes <input type="checkbox"/>	No <input type="checkbox"/>
Red Card	Yes <input type="checkbox"/>	No <input type="checkbox"/>
Correct Starting Time	Yes <input checked="" type="checkbox"/>	No <input type="checkbox"/>
Correct Duration	Yes <input type="checkbox"/>	No <input type="checkbox"/>
Comments		
Signature		
Club		
Signature		
Club		

Won by Uni SA

Signified Correct...

1st Named Team [Signature]

2nd Named Team [Signature]

Umpires/Referees

Signature [Signature]

Signature [Signature]

Signature [Signature]

Score 18 to 5

Name TAMMY

Name Jodie Sloan

Name [Signature]

Club [Signature]

Club [Signature]

Club [Signature]



Report from GLENELG

Club

Date 4<sup>th</sup> JUNE, 05

Grade B

D ROUND 5

Mens  Womens

1st Named Team WEST TORRENS

2nd Named Team GLENELG

LSA No.	No.	Initials	Surname (In Alphabetical Order)	Penal	Assist	Goals				Total	LSA No.	No.	Initials	Surname (In Alphabetical Order)	Penal	Assist	Goals				Total
						1	2	3	4								1	2	3	4	
	12	J	BEZZING								5	D	BARTLETT								
	17	K	CLARK				1		1		12	L	CONNINGHAM								
	22	V	CLARK								46	L	DINNING								
	45	Z	COOK								14	K	COODALE								
	2	E	KETTERING								18	Z	MARQUHAR								
	11	M	LINK								4	V	HODGESON								
	33	E	HIXON								10	S	HURN				1	1			2
	34	S	HIXON								15	C	LYONS								
	29	N	PATTICHS				1		1		8	L	MCMILLAN	Y		1		1	1	3	
	15	H	SHERIFF								17	E	MORTON								
	8	S	WELLS				1		2		7	R	FREEDMAN								
	3	K	SWANLIN			1			1		3	J	SEAN	Y							
											16	T	SPATMAN					1			1
											19	J	BARBEAU					1		1	2
											2	S	TUIT								
						<b>Totals</b> 0   2   2   5										<b>Totals</b> 1   1   4   2   8					
<b>Time Outs</b>								<b>Time Outs</b>													

Won by GLENELG  
 Signified Correct... AK Hixon  
 1st Named Team W Torrens  
 2nd Named Team W Hallam

Umpires/Referees  
 Signature Cheryl Name Carol Puhay Club Uni SA  
 Signature Jerry Name F. Turner Club GC  
 Signature K Bengert Name  Club

Score 4 to 5  
 Name Carol Puhay Club Uni SA  
 Name F. Turner Club GC  
 Name  Club

### Officials Report

**Scorers**  
 1st Team Yes  No   
 2nd Team Yes  No

**Time Clock**  
 Yes  No

**Green Card**  
 Yes  No

**Yellow Card**  
 Yes  No

**Red Card**  
 Yes  No

**Correct Starting Time**  
 Yes  No

**Correct Uniforms**  
 1st Team Yes  No   
 2nd Team Yes  No

**Comments**

**Coachs' Voting**  
 Most Valuable Player  
 1.   
 2.   
 3.

Signature: \_\_\_\_\_ Club: \_\_\_\_\_  
 Signature: \_\_\_\_\_ Club: \_\_\_\_\_  
 Signature: \_\_\_\_\_ Club: \_\_\_\_\_

429  
Nº2 NT  
NOT IN UNIFORM

Report from

BRIGHTON

Club

Date

4/6/05

Grade

B

M/B - (W/G)

5

1st Named Team NORTH ADELAIDE

2nd Named Team BRIGHTON

No.	Initials	Surname (In Alphabetical Order)	Penal	Assist	Goals				Total	No.	Initials	Surname (In Alphabetical Order)	Penal	Assist	Goals				Total					
					1	2	3	4							1	2	3	4						
14	M	Ackers								10	T	BARTHOLOMEW												
10	M	Atkinson								7	C	BIERBAUM											1	
18	C	Brooks								13	K	CAREY												
		<del>Boyle</del>								12	J	FLETCHER												
9	A	Gray									<del>SHAW</del>													
16	T	Gray									<del>HALL</del>													
12	V	Guatta						2		5	T	HERBERT												
	K	Harford								6	T	JONES											4	
15	R	Harford								2	K	KINSLEY												
5	S	Harrington								9	A	LANE											1	
4	C	Hart								20	K	LANE											3	
2	E	Kent-Hobbs									<del>McGREGOR</del>													
3	E	Mamerow						1		11	K	MENICAL											3	
6	H	Mamerow						6			<del>MENICAL</del>													
7	E	Schubert								18	C	MITCHELL												1
		<del>Schubert</del>									<del>MITCHELL</del>													
		<del>SHAW</del>									<del>SHAW</del>													
					<b>Totals</b> 3 1 2 3 9										<b>Totals</b> 4 4 2 3 13									

### Officials Report

**Scorers**  
 1st Team Yes  No   
 2nd Team Yes  No

**Time Clock**  
 Yes  No

**Green Card**  
 Yes  No

**Yellow Card**  
 Yes  No

**Red Card**  
 Yes  No

**Correct Starting Time**  
 Yes  No

**Correct Uniforms**  
 1st Team Yes  No   
 2nd Team Yes  No

**Comments**  
 [Empty]

**Coachs' Voting**  
 Most Valuable Player

- K MENICAL
- R Harford
- S Mamerow

Signature: [Signature]  
 Club: Brighton

Won by BRIGHTON Umpires/Referees Score 13 to 9  
 Signified Correct... Signature [Signature] Name TAMMIE Club BLC  
 1st Named Team [Signature] Signature [Signature] Name Corn Mitchell Club GLC  
 2nd Named Team [Signature] Signature [Signature] Name \_\_\_\_\_ Club \_\_\_\_\_



Report from

UNI SA Club

Club

Date

28/5/05

Grade

B

Men's  Women's

4

1st Named Team

UNI of SA

2nd Named Team

ETP

LSA No.	No.	Initials	Surname (In Alphabetical Order)	Penal	Assist	Goals				Total	LSA No.	No.	Initials	Surname (In Alphabetical Order)	Penal	Assist	Goals				Total										
						1	2	3	4								1	2	3	4											
	13	D	BURROWS			1	1		1				13	P	EDWARDS					1											
	25	M	ELARK										4	M	HANFORD																
	32	S	DILENA			1	1	1	1				3	A	SHARPE	Y															
	50	L	GIBBONS						1				13	S	SHARPE																
	7	M	GIBBONS										24	E	PORTELLI																
	10	J	KENNEY										5	C	CORRA																
	31	C	PICKERING										6	M	MATTHEWS																
	40	W	PILTZ			1							12	L	COMBES																
	9	J	WILLIAMS					1	1				15	C	VICKERY																
	17	E	WILLIAMS RALFE										21	T	JENSEN																
													11	D	SPEARS																
													19	S	SCOTT-SMITH																
													8	J	SENIOR-KOHL																
						<b>Totals</b>				<b>5</b>	<b>4</b>	<b>6</b>	<b>3</b>	<b>18</b>							<b>Totals</b>						<b>1</b>	<b>1</b>	<b>0</b>	<b>1</b>	<b>3</b>

Lacrosse SA  
Match Report

**Officials Report**

Score:  1st Team /  2nd Team

Time Check:  No. /  No.

Green Card:  No. /  No.

Yellow Card:  No. /  No.

Red Card:  No. /  No.

Correct Starting Time:  No. /  No.

Correct Equipment:  No. /  No.

Comments:

Coaches' Input:  No. /  No.

Signature: \_\_\_\_\_

Club: \_\_\_\_\_

Won by UNI OF SA

Signified Correct... JANUSFORD

1st Named Team JANUSFORD

2nd Named Team JANUSFORD

Umpires/Referees

Signature [Signature] Name SIGGEY Appleton Club BLC

Signature [Signature] Name JILL KNIGHT Club \_\_\_\_\_

Signature \_\_\_\_\_ Name \_\_\_\_\_ Club \_\_\_\_\_

1st Named Team Brighton 2nd Named Team ADelaide University

No.	Initials	Surname (In Alphabetical Order)	Penal	Assist	Goals				Total	No.	Initials	Surname (In Alphabetical Order)	Penal	Assist	Goals				Total	
					1	2	3	4							1	2	3	4		
19	T	BANTALOMEW								12	P	Blackinton				1	1			2
3	C	BIERBAUM								15	R	Cook-Johnson					1			1
13	K	CAREY								18	R	eriksen								
12	J	Fletcher								8	L	Higgins					1			1
7	H	GIRVAN								9	L	Hutchinson								
6	R	HALL								16	B	Jensen								
5	T	HERBERT								3	V	Mestons Matherston				1		1	1	5
2	T	JONES						2		13	K	Nalida								
10	K	KINSLEY								27	N	Owens								
9	A	LANE								11	J	Page					1	1	1	5
20	K	LANE						1		<del>5</del>	<del>G</del>	<del>Readey</del>								
18	R	MCGUEGOR-DEY								20	L	Schaeper								
11	K	MCNICOL						1		19	R	Thamm								
		<del>MITCHELL</del>								17	T	Tramm								
1	C	MITCHELL						1		10	J	Tuckey							1	1
										23	A	Uckikawa								
										4	A	Weatherford								
										2	V	Mestons								
Time Outs					Totals					Time Outs					Totals					
					20175										363315					

Officials Report

**Scorers**  
 1st Team Yes  No   
 2nd Team Yes  No

**Time Clock**  
 Yes  No

**Green Card**  
 Yes  No

**Yellow Card**  
 Yes  No

**Red Card**  
 Yes  No

**Correct Starting Time**  
 Yes  No

**Correct Uniforms**  
 1st Team Yes  No   
 2nd Team Yes  No

Comments

**Coachs' Voting**  
 Most Valuable Player

1. \_\_\_\_\_  
 2. \_\_\_\_\_  
 3. K. CAREY BTON  
 Signature: [Signature]  
 Club: BRIGHTON  
 Signature: \_\_\_\_\_  
 Club: \_\_\_\_\_

COACH OF UNIVERSITY REFUSED TO SIGN THIS Valuable Players

Won by ADEL UNI Umpires/Referees Score 15 to 5  
 Signified Correct... Signature [Signature] Name TAMMY Club \_\_\_\_\_  
 1st Named Team [Signature] Signature [Signature] Name LAURA ROBINSON Club GLENELG  
 2nd Named Team [Signature] Signature \_\_\_\_\_ Name \_\_\_\_\_ Club \_\_\_\_\_



1st Named Team Glenelg

2nd Named Team North Adelaide

LSA No.	No.	Initials	Surname (In Alphabetical Order)	Penal	Assist	Goals				Total	LSA No.	No.	Initials	Surname (In Alphabetical Order)	Penal	Assist	Goals				Total
						1	2	3	4								1	2	3	4	
	1	A	Barker								14	M	Ackers								
	5	D	Bartlett								10	M	Atkinson					1			1
	12	L	Cunningham								18	C	Brooks								
	16	L	Dinning								8	K	Dayle								
	14	K	Goodale								9	A	Gray								
	4	V	Hobbsen								1	K	Harford				1				2
	10	S	Hunt			1	1		3		15	R	Harford						1		1
	15	C	Leans								5	S	Harrington								
	8	L	McMillan			1		1	4		<del>4</del>	E	Hart								
	<del>18</del>	<del>W</del>	<del>Wrightson</del>								2	E	Kent-Hobbs								
	17	R	Proudman								3	E	Mamerow						1		1
	11	S	Robinson								6	H	Mamerow				1				2
	3	J	Sloan								12	Y	Quatta						1		1
	9	T	Stratman								7	E	Schubert								
	18	A	White								<del>11</del>	C	Shinakis								
	13	B	Harris		Y						Knocked in										
	2	S	Tuit																1		1
	17	E	MERTON																		
										(17) (13)											
										15											
Time Outs						<b>Totals</b> 4 0 2 1 7					Time Outs						<b>Totals</b> 2 4 2 1 9				

**Officials Report**

**Scorers**  
1st Team Yes  No   
2nd Team Yes  No

**Time Clock**  
Yes  No

**Green Card**  
Yes  No

**Yellow Card**  
Yes  No

**Red Card**  
Yes  No

**Correct Starting Time**  
Yes  No

**Correct Uniforms**  
1st Team Yes  No   
2nd Team Yes  No

**Comments**

**Coachs' Voting**  
Most Valuable Player  
1. \_\_\_\_\_  
2. \_\_\_\_\_  
3. \_\_\_\_\_

Signature: \_\_\_\_\_  
Club: \_\_\_\_\_  
Signature: \_\_\_\_\_  
Club: \_\_\_\_\_

Won by North Adelaide Umpires/Referees \_\_\_\_\_ Score 9 to 7

Signified Correct... Signature \_\_\_\_\_ Name M GASHMAN Club NALC

1st Named Team W Pallant Signature M Bartlett Name M CLARK Club WTCC

2nd Named Team Karen Hobbs NA Signature \_\_\_\_\_ Name \_\_\_\_\_ Club \_\_\_\_\_





Report from GLENELG Black Club Date 28-5-05 Grade B Mens / Womens

4

1st Named Team GLENELG BLACK 2nd Named Team WEST TORRENS

LSA No.	No.	Initials	Surname (In Alphabetical Order)	Penal	Assist	Goals				Total	LSA No.	No.	Initials	Surname (In Alphabetical Order)	Penal	Assist	Goals				Total	
						1	2	3	4								1	2	3	4		
②	2	M	BRADDOCK				1					32	V	CLARK					1	1		
	3	J	DIXON									17	K		Y			11				
	1	H	DOHNT									33	E	HIXSON								
③	23	D	GIAMARELOS				11					7	K	HIXSON								
	19	M	M'GIE									34	S	HIXSON								
④	21	N	MEAD									3	K	SCANLON								
⑤	26	M	NICHOLS				1	1	1			15	H	SHERIFF								
	32	D	PATERSON									11	M	LINKE								
	5	H	SKELIAN									8	S	WELLS								1
①	8	P	STCLAIR									7	E	KERRIDGE								
	18	S	TRENWITH									37	R	BRADDOCK								
			OWN GOAL									12	J	BEZINA								
						<b>Totals</b>											<b>Totals</b>					
						2	5	2	2	11							2	2	2	6		



Lacrosse SA  
Match Report

**Officials Report**

Scorekeeper: Yes  No   
 Time Clock: Yes  No   
 Green Card: Yes  No   
 Yellow Card: Yes  No   
 Red Card: Yes  No   
 Correct Starting Time: Yes  No   
 Correct Dimensions: Yes  No   
 Comments:

Copied: Yes  No   
 Printed: Yes  No   
 Signed: Yes  No

Won by GLENELG Umpires/Referees Score 11 to 6  
 Signified Correct... Signature [Signature] Name Martin Kiploks Club SAULIA  
 1st Named Team GLENELG BLACK Signature [Signature] Name Karl Kiploks Club SAULIA  
 2nd Named Team WEST TORRENS Signature [Signature] Name Stalione Club SAULIA

1st Named Team GLENELG BLACK 2nd Named Team UNIVERSITY OF SA

LSA No.	No.	Initials	Surname (In Alphabetical Order)	Penal	Assist	Goals				Total	LSA No.	No.	Initials	Surname (In Alphabetical Order)	Penal	Assist	Goals				Total
						1	2	3	4								1	2	3	4	
		A	BEVAN								32	S	DILENA	4			11	11	1	11	
	2	E	BEVAN								25	M	CLARKE						1	1	
	28	H	BEVAN (2)								<del>8</del>	<del>C</del>	<del>MCCLELLAN</del>								
	18	M	BRADDOCK								6	K	Taylor								
	3	J	DIXON								8	C	Mc Cole								
	1	H	DOHNT (3)								9	J	Williams								
	23	D	GIAMARELOS								21	K	WHENAN								
	19	M	KEGIE (4)								18	A	IRVING GUTHRIE					1			
	5	J	MCINTYRE								3	D	BULLAWS					11		11	
	21	N	MEAD (5)								0	G	WILLIAMS								
	26	M	NICHOLS (1)	Y							17	E	WILLIAMS-KAFC								
	32	D	PATTERSON																		
		M	ROBERTS																		
		H	SKELAN																		
	8	P	ST CLAIR	Y																	
		S	TRENWITH																		
	11	K	SHEIDOW																		
						<b>Totals</b>											<b>Totals</b>				
Time Outs						1 0 2 3					Time Outs						4 5 2 5 16				

### Officials Report

**Scorers**  
 1st Team Yes  No   
 2nd Team Yes  No

**Time Clock**  
 Yes  No

**Green Card**  
 Yes  No

**Yellow Card**  
 Yes  No

**Red Card**  
 Yes  No

**Correct Starting Time**  
 Yes  No

**Correct Uniforms**  
 1st Team Yes  No   
 2nd Team Yes  No

**Comments**

**Coachs' Voting**  
 Most Valuable Player  
 1. E. Williams  
 2. A. Irving-Guthrie  
 3. M. Nicholls

Signature: [Signature]  
 Club: [Signature]  
 Signature: [Signature]  
 Club: [Signature]

Won by UNI OF SA Umpires/Referees Score 3 to 16  
 Signified Correct... Signature [Signature] Name J. Knight Club JILL KNIGHT  
 1st Named Team GLENELG BLACK Signature [Signature] Name Sue Hogan Club SUE HOGAN  
 2nd Named Team UNI OF SA Signature [Signature] Name \_\_\_\_\_ Club \_\_\_\_\_

1st Named Team West Torrens 2nd Named Team North Adelaide

LSA No.	No.	Initials	Surname (In Alphabetical Order)	Penal	Assist	Goals				Total	LSA No.	No.	Initials	Surname (In Alphabetical Order)	Penal	Assist	Goals				Total
						1	2	3	4								1	2	3	4	
	32	V	Clark.						1	①		14	M	Ackers							
	17	K	Clark.						1	①		10	M	Atkinson							1
	2	E	Ketteridge.						1	①		18	C	Brooks							
	3	K	Scanlon									8	K	Doyle							
	8	S	Wens									9	A	Gray					1		3
	33	E	Huxson									12	Y	Guatta							
	7	K	Hixson						1	①		1	K	Harford							
	12	J	Bezzing									15	R	Harford				1		1	2
	15	H	Sherrif									5	S	Harrington							
	11	M	Linke.									4	C	Hart							
												2	E	Kent-Hobbs							
												3	E	Mamerow							
												6	H	Mamerow				1		1	3
												11	G	Shinakis							
Time Outs						Totals 0 2 0 2 4					Time Outs						Totals 3 3 1 2 9				

Won by NALC Umpires/Referees Score 9 to 4  
 Signified Correct... Signature [Signature] Name Yodi Club GLC  
 1st Named Team [Signature] Signature [Signature] Name Kari Kipler Club USA  
 2nd Named Team [Signature] Signature \_\_\_\_\_ Name \_\_\_\_\_ Club \_\_\_\_\_

**Officials Report**

Referee:  Yes  No  
 Line Judge:  Yes  No  
 Time Clock:  Yes  No  
 Green Card:  Yes  No  
 Yellow Card:  Yes  No  
 Red Card:  Yes  No  
 Correct Starting Time:  Yes  No  
 Correct Uniforms:  Yes  No  
 Comments: \_\_\_\_\_  
 Correct Netting:  Yes  No  
 Correct Player:  Yes  No  
 Signature: \_\_\_\_\_  
 Club: \_\_\_\_\_  
 Position: \_\_\_\_\_



Report from BRIGHTON Club Date 21/5/05 Grade B M/B - W/G

1st Named Team ETP

2nd Named Team BRIGHTON

No.	Initials	Surname (In Alphabetical Order)	Penal	Assist	Goals				Total	No.	Initials	Surname (In Alphabetical Order)	Penal	Assist	Goals				Total								
					1	2	3	4							1	2	3	4									
13	S	Sharpe					1	1			<del>J. Smith</del>																
4	M	Hansford							13	C	BLENBAUM																
18	J	Willcot							12	K	CARNEY																
5	L	COCCA					1	1	2	H	GIRVAN																
3	A	Sharpe	y					2	10	R	HALL																
17	P	EDWARDS					1	2	5	T	HERBERT																
6	M	mathews.					1	1	6	K	KINSLEY																
21	T	Jensen							9	A	LANE																
19	J	Scott-smith							20	K	LANE																
8	T	Senior					1	1	7	R	MCGUEGOR-DEY																
10	T	Johnston							11	K	MENICOL				11			1	3								
23	E	Zengerer					1	1	19	D	MILLER																
15	L	vickery					1	1	17	A	MUGGLETON				1				1								
24	K	Portelli																									
<div style="border: 1px solid black; width: 100%; height: 100%; transform: rotate(-45deg); opacity: 0.5;"></div>									<div style="border: 1px solid black; width: 100%; height: 100%; transform: rotate(-45deg); opacity: 0.5;"></div>																		
Time Outs						<b>Totals</b>			1	4	3	2	10	Time Outs						<b>Totals</b>			3	-	-	1	4

**Officials Report**

**Scorers**  
 1st Team Yes  No   
 2nd Team Yes  No

**Time Clock**  
 Yes  No

**Green Card**  
 Yes  No

**Yellow Card**  
 Yes  No

**Red Card**  
 Yes  No

**Correct Starting Time**  
 Yes  No

**Correct Uniforms**  
 1st Team Yes  No   
 2nd Team Yes  No

**Comments**

**Coachs' Voting**  
 Most Valuable Player  
 1. L. Vickery  
 2. A. Muggleton  
 3. P. Edwards  
 Signature: [Signature]  
 Club: E.T.P.  
 Signature: [Signature]  
 Club: BRIGHTON

Won by ETP  
 Signified Correct...  
 1st Named Team T. Menigou  
 2nd Named Team [Signature]

Umpires/Referees  
 Signature [Signature] Name TAMMY Club \_\_\_\_\_  
 Signature [Signature] Name \_\_\_\_\_ Club \_\_\_\_\_  
 Signature \_\_\_\_\_ Name \_\_\_\_\_ Club \_\_\_\_\_





Report from Adelaide University Club

Date 21/05/05

Grade E

Home / Away

1st Named Team ADELAIDE UNIVERSITY

2nd Named Team Glenelg

LSA No.	No.	Initials	Surname (In Alphabetical Order)	Penal	Assist	Goals				Total	LSA No.	No.	Initials	Surname (In Alphabetical Order)	Penal	Assist	Goals				Total	
						1	2	3	4								1	2	3	4		
	12	P	Blackinton								5	D	Bartlett									
	15	R	Cook-Johnson								12	L	Cunningham									1
	18	R	ERIKSEN		1				1		16	L	Dinning									
	8	L	HIGGINS								14	Z	Falgar									
	9	L	HUTCHINSON								4	V	Hodgson									
	16	B	JENSEN								10	S	Hurn									
	1	M	King								15	C	Lyons									
	14	A	MCPHERSON								8	E	M-Mullen									1
	3	V	MATTERSON			1	1	1	1	4	18	F	Morton									
	2	V	MESTENS								3	J	Spain									
	13	K	NAYDA								<del>11</del>	<del>E</del>	<del>Stratton</del>									
	27	N	OWENS			1	1	1	1	4	2	S	Tait									
	11	J	PAGE								11	A	White									
	20	L	SCHAEFER																			
	19	R	THAMM																			
	10	J	TUCKER					1	1													
	23	A	Uekikawa						1													
	4	A	WEATHERFORD																			
						<b>Totals</b> 4 3 4 1				12							<b>Totals</b> 0 1 0 1				2	

Time Outs

Time Outs

Won by Adelaide Uni

Umpires/Referees

Score 12 to 2

Signified Correct...

Signature [Signature]

Name A JONES Club BTN

1st Named Team [Signature]

Signature [Signature]

Name [Signature] Club [Signature]

2nd Named Team [Signature]

Signature [Signature]

Name [Signature] Club [Signature]

White Copy to REGISTRAR Yellow Copy to UMPIRES Blue Copy to CLUB

**Officials Report**

Score: 12 to 2

Time Clock:  Yes  No

Penal Cards:  Yes  No

Yellow Cards:  Yes  No

Red Cards:  Yes  No

Correct Starting Time:  Yes  No

Correct Line-ups:  Yes  No

Comments:

Copied:  Yes  No



Report from UNI SA Club

Date 14-5-05

Grade B

Men/Women Women

1st Named Team WEST TORRENS

2nd Named Team UNI SA

LSA No.	No.	Initials	Surname (In Alphabetical Order)	Penal	Assist	Goals				Total	LSA No.	No.	Initials	Surname (In Alphabetical Order)	Penal	Assist	Goals				Total								
						1	2	3	4								1	2	3	4									
	32	V	CLARK								3	D	BURROWS				1	1			2								
	11	S	HIXSON								21	K	WHENAN																
	2	E	KETTERIDGE								40	W	PILTZ								1								
	15	H	SHARRIFF								31	C	PICKERING								1								
	3	K	SCANTON								32	S	DILENA								1								
	8	S	WELLS								1	M	GIBBONS								1								
	23	M	LINDE								8	E	WILLIAMS								1								
	33	F	HIXSON								50	L	GIBBONS				1				1								
	12	J	Bezzina								25	M	CLARK								1								
	17	K	CLARK				1		1		10	J	WILLIAMS								1								
		K	HIXSON								10	J	KENNEY								1								
						<b>Totals</b>				0	0	1	0	1							<b>Totals</b>				3	4	2	1	10

Lacrosse S.A. Match Report

**Officials Report**

Scorers: [ ] [ ] [ ] [ ] [ ] [ ]

Time Clock: [ ] [ ] [ ] [ ]

Goal Court: [ ] [ ] [ ] [ ]

Yellow Cards: [ ] [ ] [ ] [ ]

Red Cards: [ ] [ ] [ ] [ ]

Correct Starting Time: [ ] [ ] [ ] [ ]

Correct End Time: [ ] [ ] [ ] [ ]

Comments:

Officials Voting: [ ] [ ] [ ] [ ]

Signature: [ ] Club: [ ]

Signature: [ ] Club: [ ]

Won by UNI SA Score 10 to 1

Signified Correct

1st Named Team West Torrens Umpires/Referees Signature Jenny McThermy Name Jenny McThermy Club Burn

2nd Named Team UNI SA Signature Karl Kjollos Name Karl Kjollos Club Uldg.



Report from GLENELG Club GL Date 14/5/05 Grade 2 B M/B W/G RND 2

1st Named Team Glenelg

2nd Named Team ETP

No.	Initials	Surname (In Alphabetical Order)	Penal	Assist	Goals				Total	No.	Initials	Surname (In Alphabetical Order)	Penal	Assist	Goals				Total
					1	2	3	4							1	2	3	4	
1	A	BARKER							1	N	WEEKS								
18	D	BARTLETT							3	A	SHARPE				1	1		2	
12	L	CUNNINGHAM							4	M	HANSFORD								
16	Z	FARGUAR	Y						24	K	PORTELLI								
14	K	GOODALL							22	P	SPEARS								
4	V	HODGSON							13	S	SHARPE			1				1	
10	B	HORN							18	J	WILCOX								
15	C	LYONS							17	P	EDWARDS			1		1		2	
8	E	M'MILLAN					1	1	6	M	MATTHEWS					1	1	2	
17	E	MORTON							5	L	COCCA								
3	J	SKOAN							15	L	VICKERY				1	1	1	3	
19	T	STRATMAN							10	T	JOHNSTON					1		1	
5	S	TOIT							21	T	JENSEN								
2	A	WHITE							23	E	ZENGERER								
(14)									(14)										
Time Outs					Totals					Time Outs					Totals				
					0 0 0 1 1										3 2 4 2 11				

**Officials Report**

**Scorers**  
 1st Team Yes  No   
 2nd Team Yes  No

**Time Clock**  
 Yes  No

**Green Card**  
 Yes  No

**Yellow Card**  
 Yes  No

**Red Card**  
 Yes  No

**Correct Starting Time**  
 Yes  No

**Correct Uniforms**  
 1st Team Yes  No   
 2nd Team Yes  No

**Comments**

**Coachs' Voting**  
 Most Valuable Player  
 1. \_\_\_\_\_  
 2. \_\_\_\_\_  
 3. \_\_\_\_\_  
 Signature: \_\_\_\_\_  
 Club: \_\_\_\_\_  
 Signature: \_\_\_\_\_  
 Club: \_\_\_\_\_

Won by ETP  
 Signified Correct...  
 1st Named Team d Wallant  
 2nd Named Team J. McKigan

**Umpires/Referees**  
 Signature [Signature] Name TAMMY Club SALVOIA  
 Signature [Signature] Name Lauren McAtiner Club Glenelg



Report from NALC

Club

Date 14/5/05

Grade

B

Men/Women Women

1st Named Team North Adelaide

2nd Named Team Adelaide University

LSA No.	No.	Initials	Surname (In Alphabetical Order)	Penal	Assist	Goals				Total	LSA No.	No.	Initials	Surname (In Alphabetical Order)	Penal	Assist	Goals				Total
						1	2	3	4								1	2	3	4	
	14	M	Ackevs								15	R	Cook-Johnson								
	18	C	Brooks								18	R	Eriksen								
	8	K	Doyle								8	L	Higgins								
	9	A	Gray								4	L	Hutchinson								
	12	Y	Guatta								16	B	Jensen								
	1	K	Harford								1	M	King								
	13	R	Harford								3	V	Matteson								7
	2	E	Kent-Hobbs								2	V	Mestians								
	3	E	Mameraw								13	K	Nayda								
	6	H	Mameraw						2		27	N	Owens								4
	7	E	Schubert								11	J	Page								
	11	C	Shinakis								5	G	Deachey								
	16	T	Gray								19	R	Thamm								
											18	J	Turkey								
											23	A	Uchikawa								
											4	A	Weatherford								
										(4)											
Time Outs <u>X</u>										Time Outs											
Totals 1 1 0 0 2										Totals 1 3 4 3 12											

Won by Adelaide Uni  
 Signified Correct...  
 1st Named Team Kent Hobbs NA  
 2nd Named Team A-U

Umpires/Referees  
 Signature [Signature] Name WOODVILLE Kelsey McLean Club WdV  
 Signature [Signature] Name Sebastian Club WdV  
 Signature [Signature] Name Gymn Elson Club Bth.

Officials Report		
Score	Yes <input type="checkbox"/>	No <input type="checkbox"/>
Time Check	Yes <input type="checkbox"/>	No <input type="checkbox"/>
Green Card	Yes <input type="checkbox"/>	No <input type="checkbox"/>
Yellow Card	Yes <input type="checkbox"/>	No <input type="checkbox"/>
Red Card	Yes <input type="checkbox"/>	No <input type="checkbox"/>
Correct Starting Time	Yes <input type="checkbox"/>	No <input type="checkbox"/>
Correct Uniforms	Yes <input type="checkbox"/>	No <input type="checkbox"/>
Classments	Yes <input type="checkbox"/>	No <input type="checkbox"/>
Correct Voting	Yes <input type="checkbox"/>	No <input type="checkbox"/>



Report from GLENELG Club Date 14.5.05 Grade B GRADE M/B - W/G.

2

1st Named Team GLENELG BLACK

2nd Named Team BRIGHTON

No.	Initials	Surname (In Alphabetical Order)	Penal	Assist	Goals				Total	No.	Initials	Surname (In Alphabetical Order)	Penal	Assist	Goals				Total	
					1	2	3	4							1	2	3	4		
28	H	BEVAN							13	R	M'GREGOR-DEY				1		1			2
3	J	DIXON							3	C	BIERBAUM						1			1
23	D	GIAMARENOS							12	J	FLETCHER									
5	J	MACINTYRE							18	R	HALL									
19	M	MCGIE				1		1	6	T	JONES				1		1		1	6
26	M	NICHOLLS				1		1	5	T	HERBERT									
21	H	SKEHAN							9	A	LANE									1
8	P	STCLAIR				1	1	3	20	K	LANE									
18	S	TRENWITH				1		1	11	K	MENICOL				1		1			2
32	M	ROBERTS							19	D	MULLER									
2	E	BEVAN							17	A	MUGGLETON									
									14	C	SHARP									
					/										/					
Time Outs					Totals					Time Outs					Totals					
					1 4 1 6										3 2 7 0 12					

### Officials Report

**Scorers**  
 1st Team Yes  No   
 2nd Team Yes  No

**Time Clock**  
 Yes  No

**Green Card**  
 Yes  No

**Yellow Card**  
 Yes  No

**Red Card**  
 Yes  No

**Correct Starting Time**  
 Yes  No

**Correct Uniforms**  
 1st Team Yes  No   
 2nd Team Yes  No

**Comments**  
 U7 GAME  
 FINISHED  
 LATE

**Coachs' Voting**  
 Most Valuable Player  
 1. \_\_\_\_\_  
 2. \_\_\_\_\_  
 3. \_\_\_\_\_

Signature: \_\_\_\_\_  
 Club: \_\_\_\_\_  
 Signature: \_\_\_\_\_  
 Club: \_\_\_\_\_

GLEN DID NOT SIGN VOTING

Won by BRIGHTON Umpires/Referees Score 12 to 6  
 Signified Correct... Signature \_\_\_\_\_ Name M B Ashman Club NALC  
 1st Named Team BRIGHTON Signature Melanie Name m cress Club WPLC  
 2nd Named Team GLENELG BLACK Signature \_\_\_\_\_ Name \_\_\_\_\_ Club \_\_\_\_\_





Report from GLENELG Black Club

Date 7.5.05

Grade B

Male /  /  Women

1st Named Team Glenslg Black

2nd Named Team Glenslg White

LSA No.	No.	Initials	Surname (In Alphabetical Order)	Penal	Assist	Goals				Total	LSA No.	No.	Initials	Surname (In Alphabetical Order)	Penal	Assist	Goals				Total								
						1	2	3	4								1	2	3	4									
	10	D	Patterson									4	V	HODGSON															
	14	N	Mead									15	C	LYONS	Y														
	11	H	Dohnt		1				1			3	J	SLOAN			1					1	1	1	3				
	15	P	St Clair									5	S	TUIT															
	7	D	Giamarellos			1	1		4			14	K	GOODALE								1		1	1				
	3	J	Dixon									2	E	McMILLAN											1				
	4	H	Skehan									1	A	BARKER	Y														
	9	M	Nicholls			1	1		3			7	A	WHITE															
		<del>F</del>	<del>MacIntyre</del>									18	D	BARTLETT															
	6	J	MacIntyre									16	L	DINNING															
	5	S	Trenwith									19	T	STRATMAN															
	18	A	BEVAN									17	S	HURON (HURN)			1	1							2				
	2	E	BEVAN																										
						Totals				5	1	1	1	8	Time Outs						Totals				2	1	1	3	7

Lacrosse South Australia  
Match  
Report

Won by GLENELG BLACK  
 Signified Correct...  
 1st Named Team Ballant  
 2nd Named Team D.../k

Umpires/Referees  
 Signature [Signature] Name F TURNER Club GIC  
 Signature [Signature] Name D. Power Club GIC  
 Name \_\_\_\_\_ Club \_\_\_\_\_

Score 8 to 7

**Officials Report**

**Scorers**  
 1st Team: \_\_\_\_\_  
 2nd Team: \_\_\_\_\_

**Time Clock**  
 Yes  No

**Green Cards**  
 Yes  No

**Yellow Cards**  
 Yes  No

**Red Cards**  
 Yes  No

**Correct Starting Time**  
 Yes  No

**Correct Uniforms**  
 Yes  No   
 1st Team: Yes  No   
 2nd Team: Yes  No

**Comments**

**Coining Voting**  
 Referee: \_\_\_\_\_  
 Club: \_\_\_\_\_  
 Date: \_\_\_\_\_

White Copy to REGISTRAR Yellow Copy to UMPIRES Blue Copy to CLUB

1st Named Team University SA

2nd Named Team BRIGHTON

No.	Initials	Surname (In Alphabetical Order)	Penal	Assist	Goals				Total	No.	Initials	Surname (In Alphabetical Order)	Penal	Assist	Goals				Total	
					1	2	3	4							1	2	3	4		
40	W	PILTZ			11	1				51	T	BARTHOLOMEW								
-	J	WILLIAMS, J			1					7	C	BIERBAUM			1					
9	E	WILLIAM, E								12	J	FLETCHER								
16		PICKERING								2	H	GIRVAN								
		GIBBONS,								10	R	HALL								
32	S	DELINA, S			11	1	11	1		5	T	HERBERT								
3	D	BURBOWS, D.			11	1				17	T	JONES			11	1				
25	A	ARVINE-GUTHRIE										<del>L</del>								
	K	WHENNAN								20	E	<del>M</del> LANE								
1	M	GIBBONS								11	K	MENICOL						11		
-		<del>GIBBONS</del>								19	D	MILLER								
		10.								6	A	MITCHELL						1		
										13	A	MURGALETON								
												<del>K</del>								
										14	C	SHARD								
										18	A	<del>B</del> Lane								
Time Outs					Totals					Time Outs					Totals					
					7 1 4 1 13										3 2 0 3 8					

### Officials Report

**Scorers**  
 1st Team Yes  No   
 2nd Team Yes  No

**Time Clock**  
 Yes  No

**Green Card**  
 Yes  No

**Yellow Card**  
 Yes  No

**Red Card**  
 Yes  No

**Correct Starting Time**  
 Yes  No

**Correct Uniforms**  
 1st Team Yes  No   
 2nd Team Yes  No

**Comments**

---

**Coachs' Voting**  
 Most Valuable Player  
 1. J. WILLIAMS  
 2. C. PICKERING  
 3. T. JONES  
 Signature: *[Signature]*  
 Club: BRIGHTON  
 Signature: *[Signature]*  
 Club: USA

Won by Uni of SA Umpires/Referees Score 13 to 8  
 Signified Correct... *[Signature]* Signature \_\_\_\_\_ Name \_\_\_\_\_ Club \_\_\_\_\_  
 1st Named Team Uni of SA Signature \_\_\_\_\_ Name M GATHAM Club NALL  
 2nd Named Team Brighton Signature *[Signature]* Name NIKKI VOYSEY Club ASSOC



Report from WEST TORRENS Club

Club

Date 7-5-05

Grade B

Mens / Womens

1st Named Team WEST TORRENS

2nd Named Team ADELAIDE UNI

LSA No.	No.	Initials	Surname (In Alphabetical Order)	Penal	Assist	Goals				Total	LSA No.	No.	Initials	Surname (In Alphabetical Order)	Penal	Assist	Goals				Total
						1	2	3	4								1	2	3	4	
	3	K	SCANLON								15	R									
	8	S	WELLS		1						15	R	COOK-JOHNSON								
	11	A	ADAMSON								18	R	ERIKSEN								
	12	J	BEZZINA								8	L	HIGGINS								
	17	K	CLARK								9	L	HUTCHINSON								
	27	E	KETRIDGE								1	M	KING								
	32	V	CLARK								14	A	M'PHERSON								
	33	E	HIXSON								3	V	MATERSON			11	11	1	111		
	23	S	HIXSON								13	K	NAYDA								
	7	N	PATTICHIS								27	N	OWENS						11	11	
											11	J	PAGE						1	1	
											5	G	PETCHY								
											19	R	TRAMM								
											10	J	TUCKEY								
											23	A	UCHIKAWA								
											4	A	WEATHERFORD								
						<b>Totals</b>											<b>Totals</b>				
						1	0	1	0	2							4	3	5	7	19

**Officials Report**

**Scorers**  
 1st Team Yes  No   
 2nd Team Yes  No

**Time Clock**  
 Yes  No

**Green Card**  
 Yes  No

**Yellow Card**  
 Yes  No

**Red Card**  
 Yes  No

**Correct Starting Time**  
 Yes  No

**Correct Uniforms**  
 1st Team Yes  No   
 2nd Team Yes  No

**Comments**

**Coachs' Voting**  
 Most Valuable Player

1. \_\_\_\_\_  
 2. \_\_\_\_\_  
 3. \_\_\_\_\_  
 Signature: \_\_\_\_\_  
 Club: \_\_\_\_\_  
 Signature: \_\_\_\_\_  
 Club: \_\_\_\_\_

Won by ADELAIDE UNI  
 Signified Correct   
 1st Named Team West Torrens  
 2nd Named Team \_\_\_\_\_

**Umpires/Referees**  
 Signature J Knight  
 Signature K Ripcor  
 Signature A Jones

Score 19 to 2  
 Name JILL KNIGHT Club Burnside  
 Name KARI RIPCORS Club Wildy  
 Name ANGELA JONES Club BTN

1st Named Team ETP

2nd Named Team North Adelaide

LSA No.	No.	Initials	Surname (In Alphabetical Order)	Penal	Assist	Goals				Total	LSA No.	No.	Initials	Surname (In Alphabetical Order)	Penal	Assist	Goals				Total		
						1	2	3	4								1	2	3	4			
	3	R	SHARPE		1				1		14	M	Ackers										
	17	T	EDWARDS								10	M	Atkinson										
	18	S	SHARPE								18	C	Brooks										
	15	L	WICKER		1				1		8	K	Doyle										
	9	C	DUNSTAN								9	A	Giray										
	16	T	Y. BROWN								16	T	Giray										
	23	E	ZENNER								12	V	Giattia										
	6	M	MATTHEWS						1		1	K	Hartford										
	5	L	LUCCA								13	R	Hartford										
	1	N	WEEKS								2	E	Kent-Hobbs										
	19	J	SCOTT SMITH								3	E	Comerio										
	21	T	JENSEN								6	H	Comerio							1			
	26	E	GRWINGER								7	E	Schubert										
	2	E	MURPHY								11	C	Stankakis										
	11	C	DEAN																				
	8	T	SENIOR																				
	10	T	JOHNSON																				
Time Outs						<b>Totals</b> 3 4 2 4 13					Time Outs						<b>Totals</b> 3 1 1 1 6						

Won by ETP  
 Signified Correct... [Signature]  
 1st Named Team \_\_\_\_\_  
 2nd Named Team \_\_\_\_\_

Umpires/Referees  
 Signature [Signature] Name MARTIN Club ANON  
 Signature [Signature] Name TAMMY Club SUNVA  
 Signature \_\_\_\_\_ Name \_\_\_\_\_ Club \_\_\_\_\_

Score 13 to 6

**Officials Report**

Officials:  
 Referee:  No. 10  
 Line Judge:  No.      
 Timekeeper:  No.      
 Scorekeeper:  No.      
 Ground Crew:  No.      
 Referee Card:  No.      
 Referee Card:  No.      
 Referee Card:  No.      
 Referee Card:  No.      
 Correct Starting Time:  No.      
 Correct Uniforms:  No.      
 Equipment:  No.      
 Coaching Notes:  No.      
 Most Probable Player: [Signature]  
 Referee Signature: [Signature]  
 Date: 7/15/05  
 Signature: [Signature]  
 Club: ETP