

Boys
Under 17

2007

			S/S	W	COLL			8	25	27	3	5	8	6	12	5	9	23	13	0	7	16	14	16	13	13	10	13	10		
(Sat)	10:40	Patterson Reserve	✓	4	Payneham	vs	West Torrens	8	✓	✓																					
16/06/07 (Sat)	10:40	Women's Memorial Playing Fields	✓	9	Sturt	vs	Brighton	25	✓	✓																					
17/06/07 (Sun)	10:40	Adelaide Uni Playing Fields	✓	8	AU Prince Alfred College	vs	Glenelg	27	✓	✓																					
8	23/06/07 (Sat)	Brighton Oval	✓	14	Brighton	vs	Glenelg	3	✓	✓																					
	23/06/07 (Sat)	Finsbury Reserve	✓	16	West Torrens	vs	Woodville	5	✓	✓																					
	23/06/07 (Sat)	Gepps Cross	✓	12	North Adelaide	vs	East Torrens Payneham	8	✓	✓																					
	24/06/07 (Sun)	Women's Memorial Playing Fields			Sturt	vs	AU Prince Alfred College																								
9	30/06/07 (Sat)	Barratt Reserve	✓	24	Glenelg	vs	Sturt	6	✓	✓																					
	30/06/07 (Sat)	Findon Oval	✓	13	Woodville	vs	East Torrens Payneham	12	✓																						
	30/06/07 (Sat)	Finsbury Reserve	✓	12	West Torrens	vs	North Adelaide	5	✓	✓																					
	01/07/07 (Sun)	Adelaide Uni Playing Fields			AU Prince Alfred College	vs	Brighton																								
10	21/07/07 (Sat)	Barratt Reserve	✓	24	Glenelg	vs	North Adelaide	9	✓	✓																					
	21/07/07 (Sat)	Patterson Reserve	✓	3	East Torrens Payneham	vs	Brighton	23	✓	✓																					
	21/07/07 (Sat)	Patterson Reserve #2	✓	7	Sturt	vs	West Torrens	13	✓	✓																					
	22/07/07 (Sun)	Findon Oval	✓		Woodville	vs	AU Prince Alfred College																								
11	28/07/07 (Sat)	Barratt Reserve	✓	10	Glenelg	vs	East Torrens Payneham	0																							
	28/07/07 (Sat)	Brighton Oval	✓	17	Brighton	vs	Woodville	7	✓	✓																					
	28/07/07 (Sat)	Gepps Cross	✓	9	North Adelaide	vs	Sturt	16	✓	✓																					
	29/07/07 (Sun)	Adelaide Uni Playing Fields			AU Prince Alfred College	vs	West Torrens																								
12	04/08/07 (Sat)	Brighton Oval			Brighton	vs	North Adelaide																								
	04/08/07 (Sat)	Findon Oval	✓	6	Woodville	vs	Sturt	14	✓	-																					
	04/08/07 (Sat)	Finsbury Reserve	✓	21	West Torrens	vs	Glenelg	16	✓	✓																					
	05/08/07 (Sun)	Patterson Reserve			AU Prince Alfred College	vs	East Torrens Payneham																								
13	11/08/07 (Sat)	Brighton Oval	✓	19	Brighton	vs	Sturt	13	✓	✓																					
	11/08/07 (Sat)	Findon Oval	✓	10	Woodville	vs	North Adelaide	13	✓																						
	11/08/07 (Sat)	Patterson Reserve	✓	0	East Torrens Payneham	vs	West Torrens	10																							
	12/08/07 (Sun)	Adelaide Uni Playing Fields	✓		Glenelg	vs	AU Prince Alfred College																								
14	18/08/07 (Sat)	Barratt Reserve	✓		Glenelg	vs	Woodville																								
	18/08/07 (Sat)	Brighton Oval	✓		Brighton	vs	West Torrens																								
	18/08/07 (Sat)	Patterson Reserve	✓	9	East Torrens Payneham	vs	Sturt	10	✓																						

BOY'S UNDER 17 2007

Season Fixture

RND	DATE	TIME	VENUE/COURT	HOME TEAM	AWAY TEAM	SCORES	SCORESHEETS	NOTES
NORMAL SEASON								
1	05/05/07 (Sat)	10:40	Barratt Reserve	Glenelg	vs Brighton	3	✓	12
	05/05/07 (Sat)	10:40	Findon Oval	Woodville	vs West Torrens	8	✓	17
	05/05/07 (Sat)	10:40	Patterson Reserve	East Torrens Payneham	vs North Adelaide	9	✓	6
	06/05/07 (Sun)	10:40	Adelaide Uni Playing Fields	AU Prince Alfred College	vs Sturt	7	✓	18
2	12/05/07 (Sat)	10:40	Gepps Cross	North Adelaide	vs West Torrens	3	✓	16
	12/05/07 (Sat)	10:40	Patterson Reserve	East Torrens Payneham	vs Woodville	20	✓	2
	12/05/07 (Sat)	10:40	Women's Memorial Playing Fields	Sturt	vs Glenelg	11	✓	18
	13/05/07 (Sun)	10:40	Brighton Oval	Brighton	vs AU Prince Alfred College	34	✓	4
3	19/05/07 (Sat)	10:40	Brighton Oval	Brighton	vs East Torrens Payneham	21	✓	0
	19/05/07 (Sat)	10:40	Finsbury Reserve	West Torrens	vs Sturt	23	✓	2
	19/05/07 (Sat)	10:40	Gepps Cross	North Adelaide	vs Glenelg	5	✓	19
	20/05/07 (Sun)	10:40	Adelaide Uni Playing Fields	AU Prince Alfred College	vs Woodville	0	F	10
4	26/05/07 (Sat)	10:40	Findon Oval	Woodville	vs Glenelg	7	✓	11
	26/05/07 (Sat)	10:40	Finsbury Reserve	West Torrens	vs Brighton	10	✓	16
	26/05/07 (Sat)	10:40	Women's Memorial Playing Fields	Sturt	vs East Torrens Payneham	2	✓	12
	27/05/07 (Sun)	10:40	Gepps Cross	AU Prince Alfred College	vs North Adelaide	0	F	10
5	02/06/07 (Sat)	10:40	Findon Oval	Woodville	vs Brighton	5	✓	32
	02/06/07 (Sat)	10:40	Patterson Reserve	East Torrens Payneham	vs Glenelg	9	✓	15
	02/06/07 (Sat)	10:40	Women's Memorial Playing Fields	Sturt	vs North Adelaide	8	✓	14
	03/06/07 (Sun)	10:40	Adelaide Uni Playing Fields	West Torrens	vs AU Prince Alfred College	32	✓	6
6	09/06/07 (Sat)	10:40	Barratt Reserve	Glenelg	vs West Torrens	9	✓	13
	09/06/07 (Sat)	10:40	Gepps Cross	North Adelaide	vs Brighton	4	✓	21
	09/06/07 (Sat)	10:40	Women's Memorial Playing Fields	Sturt	vs Woodville	13	✓	16
	10/06/07 (Sun)	10:40	Patterson Reserve	East Torrens Payneham	vs AU Prince Alfred College			
7	16/06/07 (Sat)	10:40	Gepps Cross	North Adelaide	vs Woodville	16	✓	5
	16/06/07			East Torrens				

19/08/07 (Sun)	10:40 Gepps Cross	North Adelaide	vs	AU Prince Alfred College
-------------------	-------------------	----------------	----	-----------------------------

This fixture proudly brought to you by the Lacrosse SA and
www.sportingpulse.com

25/8. S/F. ✓ 20 Brighton ✓ WT 8 ✓
✓ 20 Glenside ✓ Nth Ad. 8

BOY'S UNDER 17 2007**Season Fixture (Boy's Under 17 2007)**

RND	DATE	TIME	VENUE/COURT		HOME TEAM	AWAY TEAM	
NORMAL SEASON							
1	05/05/07 (Sat)	10:40	Barratt Reserve	3	Glenelg	vs Brighton	12
	05/05/07 (Sat)	10:40	Findon Oval	8	Woodville	vs West Torrens	17
	05/05/07 (Sat)	10:40	Patterson Reserve	0	East Torrens Payneham	vs North Adelaide	10
	06/05/07 (Sun)	10:40	Adelaide Uni Playing Fields	7	AU Prince Alfred College	vs Sturt	18
2	12/05/07 (Sat)	10:40	Gepps Cross	3	North Adelaide	vs West Torrens	16
	12/05/07 (Sat)	10:40	Patterson Reserve	0	East Torrens Payneham	vs Woodville	10
	12/05/07 (Sat)	10:40	Women's Memorial Playing Fields	11	Sturt	vs Glenelg	18
	13/05/07 (Sun)	10:40	Brighton Oval	34	Brighton	vs AU Prince Alfred College	4
3	19/05/07 (Sat)	10:40	Brighton Oval	10	Brighton	vs East Torrens Payneham	0
	19/05/07 (Sat)	10:40	Finsbury Reserve	23	West Torrens	vs Sturt	2
	19/05/07 (Sat)	10:40	Gepps Cross	5	North Adelaide	vs Glenelg	19
	20/05/07 (Sun)	10:40	Adelaide Uni Playing Fields	0	AU Prince Alfred College	vs Woodville	10
4	26/05/07 (Sat)	10:40	Findon Oval	7	Woodville	vs Glenelg	11
	26/05/07 (Sat)	10:40	Finsbury Reserve	10	West Torrens	vs Brighton	16
	26/05/07 (Sat)	10:40	Women's Memorial Playing Fields	2	Sturt	vs East Torrens Payneham	12
	27/05/07 (Sun)	10:40	Gepps Cross	0	AU Prince Alfred College	vs North Adelaide	10
5	02/06/07 (Sat)	10:40	Findon Oval	5	Woodville	vs Brighton	32
	02/06/07 (Sat)	10:40	Patterson Reserve	9	East Torrens Payneham	vs Glenelg	15
	02/06/07 (Sat)	10:40	Women's Memorial Playing Fields	8	Sturt	vs North Adelaide	14
	03/06/07 (Sun)	10:40	Adelaide Uni Playing Fields	38	West Torrens	vs AU Prince Alfred College	6
6	09/06/07 (Sat)	10:40	Barratt Reserve	9	Glenelg	vs West Torrens	13
	09/06/07 (Sat)	10:40	Gepps Cross	4	North Adelaide	vs Brighton	21
	09/06/07 (Sat)	10:40	Women's Memorial Playing Fields	13	Sturt	vs Woodville	16
	10/06/07 (Sun)	10:40	Patterson Reserve	10	East Torrens Payneham	vs AU Prince Alfred College	0
7	16/06/07 (Sat)	10:40	Finsbury Reserve	8	West Torrens	vs East Torrens Payneham	4
	16/06/07			16			

	(Sat)	10:40	Gepps Cross		North Adelaide	vs	Woodville	5
	16/06/07 (Sat)	10:40	Women's Memorial Playing Fields	9	Sturt	vs	Brighton	25
	17/06/07 (Sun)	10:40	Adelaide Uni Playing Fields	8	AU Prince Alfred College	vs	Glenelg	27
8	23/06/07 (Sat)	10:40	Brighton Oval	14	Brighton	vs	Glenelg	3
	23/06/07 (Sat)	10:40	Finsbury Reserve	9	West Torrens	vs	Woodville	5
	23/06/07 (Sat)	10:40	Gepps Cross	12	North Adelaide	vs	East Torrens Payneham	8
	24/06/07 (Sun)	10:40	Women's Memorial Playing Fields	10	Sturt	vs	AU Prince Alfred College	0
9	30/06/07 (Sat)	10:40	Barratt Reserve		Glenelg	vs	Sturt	
	30/06/07 (Sat)	10:40	Findon Oval		Woodville	vs	East Torrens Payneham	
	30/06/07 (Sat)	10:40	Gepps Cross		North Adelaide	vs	West Torrens	
	01/07/07 (Sun)	10:40	Adelaide Uni Playing Fields		AU Prince Alfred College	vs	Brighton	
10	21/07/07 (Sat)	10:40	Barratt Reserve		Glenelg	vs	North Adelaide	
	21/07/07 (Sat)	10:40	Patterson Reserve		East Torrens Payneham	vs	Brighton	
	21/07/07 (Sat)	10:40	Patterson Reserve #2		Sturt	vs	West Torrens	
	22/07/07 (Sun)	10:40	Findon Oval		Woodville	vs	AU Prince Alfred College	
11	28/07/07 (Sat)	10:40	Barratt Reserve		Glenelg	vs	East Torrens Payneham	
	28/07/07 (Sat)	10:40	Brighton Oval		Brighton	vs	Woodville	
	28/07/07 (Sat)	10:40	Gepps Cross		North Adelaide	vs	Sturt	
	29/07/07 (Sun)	10:40	Finsbury Reserve		AU Prince Alfred College	vs	West Torrens	
12	04/08/07 (Sat)	10:40	Brighton Oval		Brighton	vs	North Adelaide	
	04/08/07 (Sat)	10:40	Findon Oval		Woodville	vs	Sturt	
	04/08/07 (Sat)	10:40	Finsbury Reserve		West Torrens	vs	Glenelg	
	05/08/07 (Sun)	10:40	Patterson Reserve		AU Prince Alfred College	vs	East Torrens Payneham	
13	11/08/07 (Sat)	10:40	Brighton Oval		Brighton	vs	Sturt	
	11/08/07 (Sat)	10:40	Findon Oval		Woodville	vs	North Adelaide	
	11/08/07 (Sat)	10:40	Patterson Reserve		East Torrens Payneham	vs	West Torrens	
	12/08/07 (Sun)	10:40	Adelaide Uni Playing Fields		Glenelg	vs	AU Prince Alfred College	
14	18/08/07 (Sat)	10:40	Barratt Reserve		Glenelg	vs	Woodville	
	18/08/07 (Sat)	10:40	Brighton Oval		Brighton	vs	West Torrens	
	18/08/07 (Sat)	10:40	Patterson Reserve		East Torrens Payneham	vs	Sturt	

19/08/07
(Sun)

10:40 Gepps Cross

North Adelaide

vs

AU Prince Alfred
College

This fixture proudly brought to you by the Lacrosse SA and
www.sportingpulse.com

Ground
Floor

1st Named Team BRIGHTON

2nd Named Team WEST TORRENS

LSA No.	No.	Initials	Surname (In Alphabetical Order)	Penal	Assist	Goals				Total	LSA No.	No.	Initials	Surname (In Alphabetical Order)	Penal	Assist	Goals				Total
						1	2	3	4								1	2	3	4	
	1	J	OLIVER								1	D	HERRON								
	2	S	ROGERS	I							3	R	SIMPSON	II		I	I	I			3
	3	L	MENICO								4	O	VALERO		I		I	I			3
	4	J	WOODFORD	BT		I	I	I	3		5	P	TAM				II	I			3
	7	L	FRIDHAM	IT			I		1		6	J	HARLEY	III		I	I				3
	9	B	LEE								7	H	PEARCE		III						
	10	K	MAURER		I			I	1		9	C	CHATTAM								
	11	S	HILL	II		III	I	I	6		10	N	HARRIS								
	12	S	Mackinnon								12	L	LITTLE								
	13	M	COLE	T							14	O	REBALLICK	I							
	15	R	HAMILTON	I							16	T	KING	I							
	16	H	WALPOLE	IT				I	1		18	M	NOBLE								
	18	T	CORNISH			I	I		2		20	B	SIMPSON		I			I			1
	11	M	ERKELENS	II																	
	20	J	SHILLABEER																		
	17	A	WOOSNAM																		
						Totals 5 4 2 5 16											Totals 23 5 3 13				

Officials Report

Starting:
1st Team: Yes No
2nd Team: Yes No

Time Check:
Penal: Yes No

Green Card:
Penal: Yes No

Yellow Card:
Penal: Yes No

Red Card:
Penal: Yes No

Correct Starting Time:
Yes No

Correct Duration:
1st Team: Yes No
2nd Team: Yes No

Comments:

Coach's Name:
1st Team: _____
2nd Team: _____

Name: _____
Club: _____

Name: _____
Club: _____

Name: _____
Club: _____

Name: _____
Club: _____

Name: _____
Club: _____

Name: _____
Club: _____

Name: _____
Club: _____

Won by Brighton
Signified Correct...
1st Named Team Brighton
2nd Named Team West Torrens
White Copy to REGISTRAR Blue Copy to CLUB Yellow Copy to UMPIRES/REFEREES

Umpires/Referees
Signature [Signature] Name J. K. PLORES Club _____
Signature [Signature] Name TREVOR POLAND Club _____
Signature [Signature] Name P.S. McCOMBIE Club _____

Score 16 to 13
[Signature] [Signature] [Signature]
ALRA

Peimminary

1777

1st Named Team WEST TORRENS

2nd Named Team GLENERG

LSA No.	No.	Initials	Surname (In Alphabetical Order)	Penal	Assist	Goals				Total	LSA No.	No.	Initials	Surname (In Alphabetical Order)	Penal	Assist	Goals				Total		
						1	2	3	4								1	2	3	4			
	1	D	HERLOW							1369	9	M	BARTLETT										
	3	R	SIMPSON						7	1383	7	S	DINNING								4		
	4	O	VALERO						3	1386	12	A	FLETCHER										
	25	P	DAIT						1	1398	16	J	HARRIS										
	6	J	HARLEY						3	2173	14	J	HINDS								1		
	7	H	PURCE						1	3420	15	T	IRVING										
	10	N	GALLS							2246	4	B	M ^C INTOSH								2		
	12	L	LITTLE							2054	19	S	M ^C MAHON										
	14	O	REDALECK							1413	11	C	MORTIMER										
	16	T	KING							1422	17	DA	NANGLE								1		
	18	M	NOBLE							3494	20	L	PIKE										
	20	B	SIMPSON							2012	1	B	ROBINSON								2		
										2587	3	J	SEARLE										
										2947	8	K	SEARLE										
										1452	13	C	WHITE										
										1457	2	C	WITS										
						Totals				51							Totals				24	22	10

Won by WEST TORRENS
 Signified Correct...
 1st Named Team West Torrens
 2nd Named Team Glenelg

Umpires/Referees
 Signature [Signature]
 Signature [Signature]
 Signature [Signature]

Score 15 to 10
 Name [Name] Club [Club]
 Name [Name] Club [Club]
 Name TREVOR BLAND Club ETP

Officials Report

Scorers
 Referee
 Time Clock
 Green Card
 Yellow Card
 Red Card
 Correct Starting Time
 Correct Uniforms
 Comments
 Coached/Trained
 Minor Incident Report
 (Color & Referee Only)

Serini
Finna

1st Named Team BRIGHTON

2nd Named Team WEST TORRENS

LSA No.	No.	Initials	Surname (In Alphabetical Order)	Penal	Assist	Goals				Total	LSA No.	No.	Initials	Surname (In Alphabetical Order)	Penal	Assist	Goals				Total								
						1	2	3	4								1	2	3	4									
	13	M	COE	1							1	D	HERRON	1															
	18	T	CORNISH				1		1	3	3	R	SIMPSON				1		1		4								
	19	A	ERRELENS HILL	1	1	1			1	6	4	O	VALERO				1				2								
	15	R	HAMILTON						1	3	15	P	TAY																
	11	B	ERRELENS								6	J	HARLEY	1			1				2								
	9	B	LEE	1							7	H	PEARCE	4															
	17	S	McKINNON								9	C	CHATHAM	1															
	10	K	MAURER								10	N	HARRIS	5															
	3	L	McNICOL								12	L	LITTLE	2															
	1	T	OLIVER								14	O	RETAILICK																
	7	L	PRIDHAM	1			1			2	16	T	KING																
	2	S	ROGERS								18	M	NOBLE																
	20	J	SHILLBROOK								20	B	SIMPSON	3															
	16	H	WALPOLE																										
	4	J	WOODFORD			1	1	1	1	6																			
						Totals				6	4	3	7	20							Totals				4	2	1	1	8

Officials Report

Scorers: Yes No

Time Clock: Yes No

Green Card: Yes No

Yellow Card: Yes No

Red Card: Yes No

Correct Starting Form: Yes No

Correct Lineups: Yes No

Comments:

Coach's Voting: Yes No

Won by BRIGHTON

Signified Correct

1st Named Team Brighton

2nd Named Team West T

White Copy to REGISTRAR Blue Copy to CLUB Yellow Copy to UMPIRES/REFEREES

Umpires/Referees

Signature [Signature]

Signature [Signature]

Signature [Signature]

Score 20 to 8

Name T. Kilgour Club

Name TREVOR BLAND Club ETP

Name H. TAYLOR Club

1st Named Team Brighton

2nd Named Team West Torrens

LSA No.	No.	Initials	Surname (In Alphabetical Order)	Penal	Assist	Goals				Total	LSA No.	No.	Initials	Surname (In Alphabetical Order)	Penal	Assist	Goals				Total				
						1	2	3	4								1	2	3	4					
3010	13	M	Cole	III							1	D	Herron												
2136	18	T	Cornish			II		I	3		3	R	Simpson			I	III								
	19	MS	Erkelens Hill (2)	III	III	III		II	6		4	O	Valero			I				I					
54	15	R	Hamilton (3)		I			II	3		15	P	Tart												
56	11	SM	Hill Erkelens								6	J	Harley	VIII		II									
62	9	B	Lee	T							7	H	Pearce	I	I										
70	17	S	Mackinnon (17)								9	C	Chatham	I											
72	10	K	Maurer (4)		I						10	W	Harris	I											
2055	3	L	McNicol								12	L	Litt	I											
1573	1	J	Oliver								14	D	Ratlick												
81	7	L	Pridham (5)	II	I			II	2		16	T	King												
3009	2	S	Rogers								18	M	Noble												
3434	20	J	Shillabeer								20	B	Simpson	I											
95	16	H	Walpole																						
98	4	J	Woodford (1)			II	I	II	6																
						Totals				6	4	3	7	20							Totals	4	1	1	8

Won by Brighton
 Signified Correct. Brighton
 1st Named Team Brighton
 2nd Named Team West Torrens

Umpires/Referees
 Signature [Signature] Name J. KROKS Club [Club]
 Signature [Signature] Name TEBBE BLAND Club ETP
 Signature [Signature] Name H. HISSLEW Club ETP

Officials Report

Score: 20 to 8

Time Clock: []

Green Card: []

Yellow Card: []

Red Card: []

Correct Starting Time: []

Correct Umpires: []

Comments: []

Grounded Warning: []

Round 14

1st Named Team GLENELG

2nd Named Team WOODVILLE

LSA No.	No.	Initials	Surname (In Alphabetical Order)	Penal	Assist	Goals				Total	LSA No.	No.	Initials	Surname (In Alphabetical Order)	Penal	Assist	Goals				Total
						1	2	3	4								1	2	3	4	
1369	9	M	BARTLETT								29	S	COSTIGAN								
1383	7	S	DINNING						2		2	C	DINNING								
1386	12	A	FLETCHER								7	J	GRACE								
1398	16	J	HARRIS	5							11	J	HARVEY								
2173	14	J	HINDS								26	M	JAMES								
3420	15	T	IRVING						2		9	A	JOHNS								2
			S LEWIS								6	K	JOHNSON								
2246	4	B	MCINTOSH	4					3		7	R	MURPHY								
2554	17	S	MCMAHON	2					6		12	T	PHILP								4
1413	11	C	MORTIMER						1		12	M	SALMON								
1422	8	DA	NANGLE						1		18	L	SOUTHWELL								
3474		L	PIKE								15	M	DANSELL								
2512	1	B	ROBINSON	1					5		17	L	TIEPPO								
2587	3	J	SEARLE	3							24	A	YOUNG								1
2947	19	K	SEARLE																		
1452	13	C	WHITE						2												
1457	2	C	WITT																		
						Totals											Totals				
Time Outs						7	7	6	2	22	Time Outs						0	3	1	3	7

Officials Report

Scorers
1st Team Yes No
2nd Team Yes No

Time Clock
Yes No

Green Card
Yes No

Yellow Card
Yes No

Red Card
Yes No

Correct Starting Time
Yes No

Correct Uniforms
1st Team Yes No
2nd Team Yes No

Comments

Coaches' Voting
Most Valuable Player (Senior & U17 Grades Only)

1. Name B. Robinson
Club Glenelg No. 1

2. Name S. McMahon
Club Glenelg No. 17

3. Name J. Searle
Club Glenelg No. 3

(Both Coaches to sign)
Name..... Club.....
Signature.....
Name..... Club.....
Signature.....

Won by GLENELG

Signified Correct... [Signature]

1st Named Team [Signature]

2nd Named Team [Signature]

Umpires/Referees

Signature [Signature]

Signature [Signature]

Signature [Signature]

Score 22 to 7

Name IAN DOWSETT Club ALRA

Name M. HOGAN Club WLE

Name..... Club.....

1st Named Team Glenelg 2nd Named Team Woodville

LSA No.	No.	Initials	Surname (In Alphabetical Order)	Penal	Assist	Goals				Total	LSA No.	No.	Initials	Surname (In Alphabetical Order)	Penal	Assist	Goals				Total
						1	2	3	4								1	2	3	4	
136	7	M	Kesteloff								21	S	COSTIGAN	T							
137	7	S	Dinning			1			1	2	2	C	DINNING	0							2
138	12	M	Parsons								30	4	J	GRACE							
139	12	J	Harvey								23	11	J	HARVEY							
140	12	J	James								23	12	M	JAMES							
141	19	T	Johns						1	2	24	9	A	JOHNS							1
142	12	C	Johnson						3	3		6	K	JOHNSON							
143	17	S	McMahon						6	6	24	1	R	MACMAHON							
144	12	C	Martinez						1	1	24	22	T	PHIL	0	4					1
145	12	R	Mink						1	1	24	12	M	SILVER							
146	12	L	Southwell								22	18	L	SOUTHWELL	0	5					
147	12	A	Tansell						5	5	22	15	M	TANSELL	0	1					
148	12	T	Tierney								22	17	L	TIERNEY		1					
149	12	K	Yule								20	24	A	YULE	0	3					1
150	12	C	White	T					1	2											
151	2	C	White																		
				Totals				77	62	23					Totals				03	13	7

Officials Report

Time Clock: Yes No

Green Card: Yes No

Yellow Card: Yes No

Red Card: Yes No

Correct Starting Time: Yes No

Correct Uniforms: Yes No

Comments:

Coaching Violation: Yes No

Player Violation: Yes No

Official Violation: Yes No

Signature: _____

Won by Glenelg Umpires/Referees Dawson Score 22 to 7

Signified Correct... Signature [Signature] Name Ken Dawson Club ALRA

1st Named Team Signature _____ Name M. HOGAN Club WLE

2nd Named Team Signature _____ Name _____ Club _____

Round B

11/18

1st Named Team GUC 2nd Named Team _____

LSA No.	No.	Initials	Surname (In Alphabetical Order)	Penal	Assist	Goals				Total	LSA No.	No.	Initials	Surname (In Alphabetical Order)	Penal	Assist	Goals				Total	
						1	2	3	4								1	2	3	4		
		M	Bartlett																			
		S	Dinning																			
		J	Harris																			
		J	Hinds																			
		I	Irving																			
		S	McMahon																			
		B	McIntosh																			
		J	Searle																			
		C	White																			
		C	Witt																			
		B	Robinson																			
		K	Searle																			
		A	Fletcher																			
		D	Nangie (Daniel)																			
		S	Lewis																			
		C	Mortimer																			
		L	Pike																			
				Totals											Totals							

BYE

Officials Report

Scorers
1st Team Yes No
2nd Team Yes No

Time Clock
Yes No

Green Card
Yes No

Yellow Card
Yes No

Red Card
Yes No

Correct Starting Time
Yes No

Correct Uniforms
1st Team Yes No
2nd Team Yes No

Comments

Coaches' Voting
Most Valuable Player (Senior & U17 Grades Only)

1. Name.....
Club.....No.....

2. Name.....
Club.....No.....

3. Name.....
Club.....No.....

(Both Coaches to sign)
Name.....Club.....
Signature.....
Name.....Club.....
Signature.....

Won by _____ Umpires/Referees _____ Signature _____ Name _____ Club _____
 Signified Correct... _____ Signature _____ Name _____ Club _____
 1st Named Team _____ Signature _____ Name _____ Club _____
 2nd Named Team _____ Signature _____ Name _____ Club _____

1st Named Team BRIGHTON

2nd Named Team START

LSA No.	No.	Initials	Surname (In Alphabetical Order)	Penal	Assist	Goals				Total	LSA No.	No.	Initials	Surname (In Alphabetical Order)	Penal	Assist	Goals				Total										
						1	2	3	4								1	2	3	4											
	14	M	COLE	1							38	N	GRUE																		
	13	T	CONNORS	1							19	T	ROEDA																		
	15	R	HAMILTON	1	1				2		29	T	BROWN		1																
	11	S	HILL						5		41	T	FALCON								3										
	9	A	LEE								30	R	HOUSTON																		
	3	L	MENICCI								1	R	MCAGUEY																		
	20	K	MADDER						1		46	A	KUDZIELKO																		
	10	J	SILVERMASTER								27	C	DOWN								5										
	1	J	OLIVER						2		28	L	MAROLO																		
	7	L	REDDHAM						5		20	K	SANDOW								4										
	2	S	ROGERS								21	M	BLAIR		1																
	16	H	WALPOLE						1		8	A	FOLDIS																		
	4	J	LIDDFIELD						2		26	A	VOYALVA								1										
	12	IS	McKINDREN																												
	19	M	ERKELENS																												
	17	A	WIDSON						1																						
				Totals				6 6 4 3				19								Totals				3 3 1 6				13			

Officials Report		
Score	19	13
Time Clock		
Green Card		
Yellow Card		
Red Card		
Correct Starting Time		
Correct Uniforms		
Comments		
Coaches' Voting		
Player's Voting		
Umpires/Referees		
Club		
Player		
Referee		
Player		
Referee		

Won by BRIGHTON Umpires/Referees Score 19 to 13
 Signified Correct... Signature [Signature] Name PASTORAL Club Btm
 1st Named Team B Brighton Signature [Signature] Name D J Matal Club Btm
 2nd Named Team S Start Signature [Signature] Name Club

Round 12

1st Named Team West Torrens 2nd Named Team Glennelg.

LSA No.	No.	Initials	Surname (In Alphabetical Order)	Penal	Assist	Goals				Total	LSA No.	No.	Initials	Surname (In Alphabetical Order)	Penal	Assist	Goals				Total
						1	2	3	4								1	2	3	4	
866	1	D	HERRON.								9	M	BARTLETT.				1				1
905	3	R	SIMPSON. 5						7		7	S	DINNING				1				1
910	4	O	VALERO 2						6		12	A	FITCHER								
1826	5	T	KING						1		16	J	HARRIS.								
294	6	J	HARLEY 3						3		15	T	IRVING.								
2124	7	H	PEARCE						4		14	S	LEWIS								
2761	9	C	CHATHAM								4	B	MCINTOSH.								4
	10	N	HARRIS								17	S	MCMAHON.								1
2770	12	L	LITTLE 1								11	C	MCINTOSH								
	14	O	RETALUCK								17	D	NANGLE.								1
909	15	P	TAIT.								20	L	PIKE.								1
888	18	M	NOBLE.								1	B	ROBINSON.								3
904	20	B	SIMPSON. 4								3	J	SEARLE.								
											19	K	SEARLE.								
											13	C	WHITE.								4
											12	C	WITT.								
											2	J	MCINTOSH								
Time Outs						Totals 53 8 5 21					Time Outs						Totals 46 3 3 16				

Won by WEST TORREN S Umpires/Referees Score 21 to 16.
 Signified Correct... Signature [Signature] Name ASTEWELL Club _____
 1st Named Team KEITH WTC. Signature [Signature] Name _____ Club _____
 2nd Named Team _____ Signature [Signature] Name _____ Club _____

Officials Report

SCORERS
 1st Team: Yes No
 2nd Team: Yes No
 Time Clock: Yes No
 Green Card: Yes No
 Yellow Card: Yes No
 Red Card: Yes No
 Correct Starting Time: Yes No
 Correct Infringe: Yes No
 Correctly: Yes No
 Comments: _____
 Coach's Voting: _____
 Referee's Voting: _____
 Umpire's Voting: _____

1st Named Team WEST TORRENES

2nd Named Team GLENELG

LSA No.	No.	Initials	Surname (In Alphabetical Order)	Penal	Assist	Goals				Total	LSA No.	No.	Initials	Surname (In Alphabetical Order)	Penal	Assist	Goals				Total
						1	2	3	4								1	2	3	4	
	1	D	HERROW							1369	9	M	BARTLETT								1
	4	O	VALERO		I	II	II	II	6	1383	7	S	DINNING								1
	3	R	SIMPSON		IIII	II		II	7	1386	12	A	FLEETWELL								
	15	P	DAIT		I					1398	16	J	HARRIS	5							
	6	J	HARLEY	III	I		I	I	3	3420	15	T	IRVING								
	7	H	PEARCE		II	I		III	4				S LEWIS								
	9	C	COATHMAN							2246	4	B	M'INTOSH		I		III				4
	5	T	KING					I	1	2054	19	S	MCMATHON							II	1
	10	M	HARLES							1443	11	C	MORTIMER								
	12	L	LITTLE	I						1422	11	D	NANGLE	3							1
	14	O	REDFELICK							3494	20	L	PIKE								1
	18	M	MOSEY							2012	1	B	ROBINSON	2		II					3
	20	B	SIMPSON	II	I					2584	3	J	SEARLE								
										2947	18	K	SEARLE								
										1452	13	C	WHITE	4		II			II		4
										1457	12	C	WITT								
										2247	2	J	M'INTOSH								
Time Outs						Totals 5 3 8 5 21					Time Outs						Totals 4 6 3 3 16				

Won by WEST TORRENES

Signified Correct...

1st Named Team KEITH

2nd Named Team GLENELG

Umpires/Referees

Signature [Signature]

Signature [Signature]

Signature [Signature]

Score 21 to 16

Name ARTFELDS Club _____

Name _____ Club _____

Name _____ Club _____

Officials Report

Score: _____

Time Clock: _____

Green Card: _____

Yellow Card: _____

Red Card: _____

Correct Starting Time: _____

Correct Uniforms: _____

Comments: _____

Signature: _____

1st Named Team WOODVILLE

2nd Named Team STURT

LSA No.	No.	Initials	Surname (In Alphabetical Order)	Penal	Assist	Goals				Total	LSA No.	No.	Initials	Surname (In Alphabetical Order)	Penal	Assist	Goals				Total
						1	2	3	4								1	2	3	4	
	29	S	COSTIGAN	3				1	1		38	N	GEVE	1							
	4	C	DINNISON	4							19	D	BREDA	1							
3036	2	J	GRACIE								29	T	BROWN								
2239	11	J	HARVEY								41	T	FALLON		1	1	1	1			5
2251	26	M	JAMES	3							30	R	HOUSTON								
2243	9	A	JOHNS		1	1		3			16	R	MEANEY	1				1			2
	6	K	JOHNSON								46	A	KUDZIELKO								
2245	1	R	MCKAY								27	C	DUNN		1			1			2
2143	27	T	PHLEP						2		20	K	SADDOW			1	1				2
	12	M	SALERNO								28	L	BARTOLO								
2257	1	L	SOUTHWELL	2	1						25	A	FERRIS	1	1						
2213	15	M	TANSELL	1							24	A	VAYNUS				1	1			2
2214	17	L	TEPPIC		1						5	M	BLAIR								
2270	24	A	YOUNG								26	D	M'INNES								
													Knocked In							1	1
						Totals 20136										Totals 453214					

Won by STURT
 Signified Correct...
 1st Named Team Sturt
 2nd Named Team Woodville

Umpires/Referees
 Signature [Signature]
 Signature [Signature]
 Signature [Signature]

Score 14 to 6
 Name A. Mackinnon Club Sturt
 Name N. Chapman Club Woodville
 Name _____ Club _____

Officials Report

Umpire: Referee:
 Time Clock:
 Green Card:
 Yellow Card:
 Red Card:
 Correct Starting Time:
 Correct Infringement:
 Comments: _____
 Coach's Writing: _____
 Referee's Signature: _____
 Umpire's Signature: _____

Round III

10/11

1st Named Team GLENELG 2nd Named Team _____

LSA No.	No.	Initials	Surname (In Alphabetical Order)	Penal	Assist	Goals				Total	LSA No.	No.	Initials	Surname (In Alphabetical Order)	Penal	Assist	Goals				Total		
						1	2	3	4								1	2	3	4			
1369	18	M	BARTLETT																				
1383	7	S	DINNING																				
1386	12	A	FLETCHER																				
1398	16	J	HARRIS																				
2173	14	J	HINDS																				
3420	15	T	IRVING																				
	10	S	LEWIS																				
2246	4	D	M'INTOSH																				
2054	9	S	M'MAHON																				
1413	11	C	MORTIMER																				
3422	17	D	NANGLE																				
3494	20	L	PIKE																				
2012	1	B	ROBINSON																				
2584	3	J	SEARLE																				
2947	8	K	SEARLE																				
1452	13	C	WHITE																				
1457	2	C	WITT																				
Time Outs						Totals						Time Outs						Totals					

5/8
 FORFEIT.
 JAM

Officials Report

Score: _____ to _____

Time: _____

Penal: _____

Assist: _____

Goals: _____

Comments: _____

Won by GLENELG Umpires/Referees Score FORFEIT to _____

Signified Correct... Signature [Signature] Name R.S.M. - [Name] Club _____

1st Named Team Signature [Signature] Name TREVOR POLAND Club ETP.

2nd Named Team Signature _____ Name _____ Club _____

1st Named Team Brighton CC 2nd Named Team Woodville

LSA No.	No.	Initials	Surname (In Alphabetical Order)	Penal	Assist	Goals				Total	LSA No.	No.	Initials	Surname (In Alphabetical Order)	Penal	Assist	Goals				Total
						1	2	3	4								1	2	3	4	
3010	13	M	Cole	1	1					0/1	29	S	Costigan								
286	18	T	Cornish									4	C	Diunisen				1			
	19	M	Erkelens (4)	T								2	J	Grace	11	1					
54	15	R	Hamilton (1)	1			1111		5			11	J	Harvey					1		
56	11	S	Hill	T	1	1	11		4/1			26	M	James							
62	9	B	Lee	T								9	A	Johns				1	1	1	
76	12	S	Mackinnon									6	K	Johnson	1						
2055	3	L	McNicol									1	R	Markay							
1573	1	J	Oliver			1	1		2			22	T	Phelip	1			1	1		
81	7	L	Pridham (3)	11	111			1	1/3			12	M	Salerno							
3009	2	S	Rogers	1								18	L	Southwell							
3034	20	J	Shillabeer									15	M	Tansell							
95	16	H	Walpole									17	L	Treppo							
98	4	J	Woodford (2)	1	11	1	1	1	3/2			24	A	Young							
	17	A	Woosnam (5)			1	1		2												
/										/											
Time Outs <input checked="" type="checkbox"/>										Time Outs <input checked="" type="checkbox"/>											
Totals 2384 17										Totals 03227											

Won by Brighton CC Umpires/Referees
 Signified Correct... Signature [Signature] Name M HOGAN to 7 Club WLC
 1st Named Team Brighton CC Signature [Signature] Name N CHAPMAN Club
 2nd Named Team Woodville Signature [Signature] Name Club

Officials Report

Bookers
 1st Team: Yes No
 2nd Team: Yes No

Time Clock
 Yes No

Green Card
 Yes No

Yellow Card
 Yes No

Red Card
 Yes No

Correct Starting Time
 Yes No

Correct Uniform
 1st Team: Yes No
 2nd Team: Yes No

Comments

[Handwritten notes and signatures in the comments section]

1st Named Team NORTH ADELAIDE

2nd Named Team START

LSA No.	No.	Initials	Surname (In Alphabetical Order)	Penal	Assist	Goals				Total	LSA No.	No.	Initials	Surname (In Alphabetical Order)	Penal	Assist	Goals				Total		
						1	2	3	4								1	2	3	4			
	21	D	DRONIC								38	N	GEUE										
	12	B	HANCOCK						1		19	J	BREDA										
	25	J	MORRIS						2		29	T	BROWN										
	34	T	O'BRIEN								41	T	FALCON								3		
	10	D	ROBERTSON						1		30	R	HOUSTON										
	3	A	SANDERS						3		46	A	KUDZIELKO								5		
	29	A	SEWELL								27	C	DUNN								2		
	9	H	SWANE						2		26	K	SANDOW								4		
	33	D	WISE								28	L	BARTOLO										
	28	J	O'BRIEN								1	R	MCMAULEY								1		
	6	J	CARMODY								16	A	DELAINE										
	1	D	BLAY								2	A	VRYNIOS										
											21	M	BLAIR										
											14	24	A	FERRIS									
						Totals				9							Totals				16		
Time Outs						1	1					Time Outs						1					

Officials Report

Scorers
 1st Team Yes No
 2nd Team Yes No

Time Clock
 Yes No

Green Card
 Yes No

Yellow Card
 Yes No

Red Card
 Yes No

Correct Starting Time
 Yes No

Correct Uniforms
 1st Team Yes No
 2nd Team Yes No

Comments

Coaches' Voting
 Most Valuable Player (Senior & U17 Grades Only)
 1. Name: R. Houston
 Club: Start No 30
 2. Name: O. Robertson
 Club: NA No 10
 3. Name: A. Kudzielko
 Club: Start No 46

(Both Coaches to sign)
 Name: Ch. Marchesan Club: Start
 Signature: [Signature]
 Name: Stuart Club: NA
 Signature: [Signature]

Won by START
 Signified Correct...
 1st Named Team N.A. [Signature]
 2nd Named Team START [Signature]

Umpires/Referees
 Score 16 to 9
 Signature [Signature] Name A. Marchesan Club Start
 Signature [Signature] Name F. Marchesan Club W.A.C.

Round 10

111

1st Named Team START

2nd Named Team WEST TORRENS

LSA No.	No.	Initials	Surname (In Alphabetical Order)	Penal	Assist	Goals				Total	LSA No.	No.	Initials	Surname (In Alphabetical Order)	Penal	Assist	Goals				Total											
						1	2	3	4								1	2	3	4												
	38	N	GEUE (2)								4	O	Valera	IT		11	1				3											
	29	T	BROWN	1							15	P	Tout			11					2											
	41	T	FALLOON (4)		11				3		6	J	Narley		1				11		3											
	30	R	HOUSTON								12	L	Little																			
	19	R	MCAULEY			1			1		7	H	Reance		1			1			2											
	46	A	KUDZIELKO (3)		1						3	B	Simpson		11	1					1											
	27	C	DUNN				1		1		20	B	Simpson						11		2											
	28	L	BARTOLO								9	C	Claborn																			
	18	M	BLAIR (5)								14	O	Retallick																			
	35	K	SANDOW (1)			1	1		2		1	J	Herron																			
	25	A	FERRIS		1						16	T	King																			
											10	N	Harris	IT																		
Time Outs						3	Totals					2	2	1	7	Time Outs						1	Totals					5	3	1	4	13

Officials Report

Substitutes
 1st Team: Yes No
 2nd Team: Yes No

Time Check
 Yes No

Green Card
 Yes No

Yellow Card
 Yes No

Red Card
 Yes No

Correct Starting Time
 Yes No

Correct Uniforms
 1st Team: Yes No
 2nd Team: Yes No

Comments

Courtesy Voting
 1st Team: Yes No
 2nd Team: Yes No

Won by WEST TORRENS

Signified Correct...

1st Named Team START

2nd Named Team WIT

Umpires/Referees

Signature [Signature]

Signature [Signature]

Signature [Signature]

Score _____ to _____

Name H. THYSSER Club _____

Name _____ Club _____

Name _____ Club _____

1st Named Team East Torrens Payaeham 2nd Named Team BRIGHTON

LSA No.	No.	Initials	Surname (In Alphabetical Order)	Penal	Assist	Goals				Total	LSA No.	No.	Initials	Surname (In Alphabetical Order)	Penal	Assist	Goals				Total
						1	2	3	4								1	2	3	4	
	1	M	SMITH	1	1						13	M	COLE								
	17	C	GEMMIE		1						18	T	COLE								
	9	T	GOMMERS-CAINE								19	M	ERKELES (4)								
	6	A	PHILLIPS								15	R	HAMILTON (2)								
	10	C	LILLEY								4	J	WOODFORD (1)	T							
	12	S	BRIGHT	T							11	S	HILL								
	15	C	NICOLA								9	B	LEE								
	18	B	JACOBSEN								5	S	MACKINNON								
											3	L	MCCNICOL								
											1	J	OLIVER (3)								
											7	L	FRIDHAM (5)								
											2	S	ROGERS								
											16	H	WARREN								
						Totals 2 1 0 0 3										Totals 5 5 7 8 23					

Officials Report

Referee: Yes No

Time Clock: Yes No

Order Card: Yes No

Yellow Card: Yes No

Penal Card: Yes No

Correct Starting Time: Yes No

Correct Uniform: Yes No

Correct Playing Area: Yes No

Correct Equipment: Yes No

Correct Score: Yes No

Correct Time: Yes No

Correct Referee: Yes No

Correct Umpires: Yes No

Correct Spectators: Yes No

Correct Officials: Yes No

Correct Report: Yes No

Correct Signatures: Yes No

Correct Date: Yes No

Correct Club: Yes No

Correct Grade: Yes No

Correct Round: Yes No

Correct Date: Yes No

Correct Time: Yes No

Correct Location: Yes No

Correct Officials: Yes No

Correct Report: Yes No

Correct Signatures: Yes No

Correct Date: Yes No

Correct Club: Yes No

Correct Grade: Yes No

Correct Round: Yes No

Correct Date: Yes No

Correct Time: Yes No

Correct Location: Yes No

Won by _____ Umpires/Referees _____ Score 5 to 23

Signified Correct... Signature [Signature] Name TOTAL VICKERY Club _____

1st Named Team PAYAEHAM Signature [Signature] Name TREVOR POLAND Club ETP

2nd Named Team _____ Signature _____ Name _____ Club _____

1st Named Team Brighton

2nd Named Team ETP

LSA No.	No.	Initials	Surname (In Alphabetical Order)	Penal	Assist	Goals				Total	LSA No.	No.	Initials	Surname (In Alphabetical Order)	Penal	Assist	Goals				Total
						1	2	3	4								1	2	3	4	
3010	13	M	Cole	1						4		1	M	Smith	1		1				
2136	18	T	Cornish									17	C	Senmler	1		1				
	19	M	Erkelens		1	1				1		9	T	Sommers-Carni							
54	15	R	Hamilton	1	11		11	11	11	5		6	A	Phillips							
56	11	S	Hill			11	1	11	11	6		10	C	Lilley							
62	9	B	Lee									12	S	Riight	1		1				
70	12	S	MacKinnon									15	C	Nicola							
72	10	K	Mauser									18	B	Jacobsen							
2055	3	L	Mc Nicol																		
1573	1	J	Oliver			1		1		2											
81	7	L	Pridham		111			1	1	2											
3009	2	S	Rogers	1																	
95	16	H	Walpole						1	1											
98	4	J	Woodford	1	111	111	1	11		6											
P. Vickery											P. Vickery										
Time Outs <input checked="" type="checkbox"/>											Time Outs <input checked="" type="checkbox"/>										
Totals 5 3 7 8 23											Totals 2 1 0 0 3										

Won by Brighton

Umpires/Referees

Score 23 to 3

Signified Correct...

Signature P. Vickery

Name Peter Vickery

Club

1st Named Team BouPritham

Signature T. Polans

Name TREVOR POLANS

Club ETP

2nd Named Team

Signature

Name

Club

Officials Report

Referee's
 Ref Team Yes No
 Club Yes No

Time Clock
 Yes No

Green Card
 Yes No

Yellow Card
 Yes No

Red Card
 Yes No

Correct Starting Firm
 Yes No

Correct Uniforms
 Ref Team Yes No
 Club Team Yes No

Comments

Coach's Voting
 Ref Coach Yes No
 Club Coach Yes No

Referee's
 Ref Team Yes No
 Club Yes No

Time Clock
 Yes No

Green Card
 Yes No

Yellow Card
 Yes No

Red Card
 Yes No

Correct Starting Firm
 Yes No

Correct Uniforms
 Ref Team Yes No
 Club Team Yes No

Comments

Coach's Voting
 Ref Coach Yes No
 Club Coach Yes No

Referee's
 Ref Team Yes No
 Club Yes No

S. Lewis — Waiting for transfer of LSA No from humsick

1st Named Team GLENERG

2nd Named Team NORTH ADELAIDE

LSA No.	No.	Initials	Surname (In Alphabetical Order)	Penal	Assist	Goals				Total	LSA No.	No.	Initials	Surname (In Alphabetical Order)	Penal	Assist	Goals				Total																		
						1	2	3	4								1	2	3	4																			
1369	9	M	BARTLETT				1			2		13	J	COX																									
883	7	S	DINNING									21	D	DRNIC		1																							
1286	12	A	FLETCHER									27	C	MAYMAN																									
2173	14	J	HINDS	1					1	3		25	J	MORRIS			1	1	1	1	4																		
3420	15	T	IRVING						1	1		10	D	ROBERTSON				1			1																		
✓	10	S	LEWIS									3	A	SANDERS		1		1	1		3																		
2246	4	B	M'INTOSH	3					1	3		29	A	SEWELL																									
2054	19	S	M'MAHON	4					1	3		30	H	SWAINE						1	1																		
413	11	C	MORTIMER							1		33	P	WISE																									
1422	17	D	NANGLE	5						1																													
3494	20	L	PIRE																																				
2012	1	B	ROBINSON	5					1	3																													
2584	3	J	SEARLE																																				
2947	8	K	SEARLE																																				
1452	13	C	WHITE	2					1	6																													
1457	2	C	WITT																																				
KNOCKED IN										1																													
Time Outs										Totals										Time Outs										Totals									
										7 4 5 8 24										/ X										0 3 2 4 9									

Officials Report

Scorer: _____

Time Check: _____

Green Card: _____

Yellow Card: _____

Red Card: _____

Correct Starting Time: _____

Correct Uniforms: _____

Corrected Noting: _____

Won by GLENERG Umpires/Referees Score 24 to 9

Signified Correct... Signature S. RETALICK Name S. RETALICK Club _____

1st Named Team Signature N. CHAPMAN Name N. CHAPMAN Club _____

2nd Named Team Signature _____ Name _____ Club _____

Round 9

2010

1st Named Team WOODVILLE

2nd Named Team ETP

LSA No.	No.	Initials	Surname (In Alphabetical Order)	Penal	Assist	Goals				Total	LSA No.	No.	Initials	Surname (In Alphabetical Order)	Penal	Assist	Goals				Total
						1	2	3	4								1	2	3	4	
3086	2	J	GRACE								1	M	SMITH	1	11						
2239	11	J	HARVEY (5)	11	1				1		2	O	BROWN	1							
2281	26	M	JAMES								6	A	PHILLIPS				3	1			1
2243	9	A	JOHNS (2)	1	1	11	11	11	6		9	T	SOMMER-CARNE		11	11	11				5
3155	6	K	JOHNSON	1							6	C	LILLEY								
2245	1	R	MCKAY								12	S	BRIGHT			11	11	11			4
2648	22	T	PHILP	1	1				1		12	C	NICOLA		1						
2259	12	M	SALERNO (4)	1		11	11	11	5		12	L	SEMPLE	1	11		1				2
2262	18	L	SOUTHWELL								15	D	JACOBSEN	1							
2263	15	M	TANSELL (1)	1																	
2264	17	L	TIEPPD	1																	
2270	24	A	YOUNG																		
3262	4	C	DINNISON (3)	1																	
						Totals				432413							Totals				523212

Officials Report

Secretary
 Referee: Yes No
 Time Clock: Yes No

Green Card
 Yes No

Yellow Card
 Yes No

Red Card
 Yes No

Correct Starting Time
 Yes No

Correct Lineup
 Yes No

Comments

Coaches Voting
 Woodville Player: Yes No
 ETP Player: Yes No

1. Name: _____ Club: _____
 2. Name: _____ Club: _____
 3. Name: _____ Club: _____
 4. Name: _____ Club: _____
 5. Name: _____ Club: _____
 6. Name: _____ Club: _____

Won by Woodville Umpires/Referees Score 13 to 12
 Signified Correct... Signature [Signature] Name B. MARSLAND Club ALRA
 1st Named Team Woodville Signature _____ Name _____ Club _____
 2nd Named Team ETP Signature [Signature] Name I. Marchesan Club WLR

White Copy to REGISTRAR Blue Copy to CLUB Yellow Copy to UMPIRES/REFEREES

1st Named Team NORTH ADELAIDE

2nd Named Team WEST TORRENTS
~~WOODVILLE~~

LSA No.	No.	Initials	Surname (In Alphabetical Order)	Penal	Assist	Goals				Total	LSA No.	No.	Initials	Surname (In Alphabetical Order)	Penal	Assist	Goals				Total	
						1	2	3	4								1	2	3	4		
	23	A	BAKER								1	D	HERRON									
	1	D	BLAY	T							3	R	SIMPSON		11	11						4 1/2
	26	S	PATTERMAN								4	O	VALERO									2
	23	J	CARMODY	11							5	P	TAIT									1 1/2
	13	J	COX (2)								6	J	HARLEY	111								
	21	D	DRUNIC								7	H	PEARCE	11	1			1	1			3 1/2
	12	B	HANCOCK								9	C	CHATHAM	T								2
	5	L	MCCARD								10	N	HARRIS									
	27	C	MAYMAN								15	L	LITTLE									
	25	J	MORRIS			1	1		2		14	O	RETTALICK									
	2	J	O'BRIEN								18	M	NOBLE									
	34	T	O'BRIEN (3)								20	B	PATRICK SIMPSON									
	10	D	ROBERTSON (1)						2													
	4	N	RYAN																			
	3	A	SANDERS						1													
	29	A	SEWELL (4)	T		1			1													
	9	H	SWAIN																			
	33	P	WISE (5)																			
	14	M	BAKER																			
Time Outs						Totals					Time Outs						Totals					
						2	1	1	1	5							4	1	4	3	12	

Officials Report

Scoring: Yes No

Penalty Cards: Yes No

Green Card: Yes No

Yellow Card: Yes No

Red Card: Yes No

Correct Scoring Time: Yes No

Correct Lineups: Yes No

Comments:

Coach's Notes:

Won by WEST TORRENT

Signified Correct... [Signature]

1st Named Team [Signature]

2nd Named Team [Signature]

Umpires/Referees

Signature [Signature]

Signature [Signature]

Signature [Signature]

Score 12 to 5

Name M. HOGAN Club WTC

Name A. MACHNER Club ST

Name _____ Club _____

1st Named Team NORTH ADELAIDE 2nd Named Team WEST TORRENS

LSA No.	No.	Initials	Surname (In Alphabetical Order)	Penal	Assist	Goals				Total	LSA No.	No.	Initials	Surname (In Alphabetical Order)	Penal	Assist	Goals				Total
						1	2	3	4								1	2	3	4	
123	1	A	BLAY	I																	
	1	D	BLAY	I																	
126	5	B	BETTERTON																		
	26	S	BETTERTON																		
23			CARMODY	III																	
	13	J	COX																		
	21	D	DRUNIC																		
121	5	L	MCCARD																		
	5	L	MCCARD																		
	27	C	MAYMAN																		
	25	J	MORRIS			I	I		2												
121	18	T	O'BRIEN	I																	
	34	T	O'BRIEN	I																	
	10	D	ROBERTSON			I			2												
121	3	A	SANDERS		I																
	3	A	SANDERS		I																
	29	A	SEWELL	II		I			1												
121	33	P	WISE																		
	33	P	WISE																		
Time Outs										Time Outs											
Totals 2 1 1 1 5										Totals 4 1 4 3 12											

Officials Report

Scoring
 All Times
 All Goals
 All Penals
 All Assists

Time Check
 No.
 No.

Centre Card
 No.
 No.

Yellow Card
 No.
 No.

Red Card
 No.
 No.

Correct Starting Time
 No.
 No.

Correct Whistles
 No.
 No.
 No.
 No.

Comments

Continued Writing
 No.
 No.
 No.
 No.

Won by WEST TORRENS Score 12 to 5



Signified Correct.. M. Hogan Name M. Hogan Club WTC

1st Named Team North Adelaide Signature [Signature] Name A. Mackinnon Club SA

2nd Named Team West Torrens Signature [Signature] Name _____ Club _____

Round 8

1st Named Team WEST TORRENS 2nd Named Team WOODVILLE

LSA No.	No.	Initials	Surname (In Alphabetical Order)	Penal	Assist	Goals				Total	LSA No.	No.	Initials	Surname (In Alphabetical Order)	Penal	Assist	Goals				Total
						1	2	3	4								1	2	3	4	
866	1	D	HERRON	3							29	S	COSTIGAN	1							
905	3	R	SIMPSON	TI	III	I	I	I			2	J	GRACIE								
910	4	O	VALERO	TI		I	I	I			11	J	HARVEY	TI	I			I			
909	15	D	TAIT		II	I	I				9	A	JOHNS	T			III				
2914	6	J	HARLEY	III	III	I					5	K	JOHNSON	TI							
2114	7	H	PEARCE	1	III		I	II			1	R	MAC KAY								
2761	9	C	CHATHAM	4		I	I				32	T	PHILP								
2770	12	L	LITTLE	2	II						12	M	SADLERSON								
	14	O	RETBALICK	5	I						18	L	SOUTHWELL	I							
	17	H	ELLIS		TI						15	M	TANSELL	I							
888	18	M	NOBLE								17	L	TIEPPO	III							
896	19	S	PINK								24	A	YOUNG			I					
904	20	B	SIMPSON			I					14	M	NOZZA								
											26	M	JAMES	I							
																					
Time Outs <input checked="" type="checkbox"/>										Time Outs <input checked="" type="checkbox"/>											
Totals 3 3 6 4 16										Totals 1 3 1 - 5											

Won by WEST TORRENS Umpires/Referees
 Signified Correctly
 1st Named Team WEST TORRENS Signature [Signature]
 2nd Named Team WOODVILLE Signature [Signature]

Score 16 to 5
 Name M. HOGAN Club _____
 Name N. CALPAPAN Club _____
 Name _____ Club _____

Officials Report

Discipline
 Not Used Yes No
 Not Used Yes No

Time Clock
 Not Used Yes No

Green Card
 Not Used Yes No

Yellow Card
 Not Used Yes No

Red Card
 Not Used Yes No

Correct Starting Time
 Yes No

Correct Uniforms
 Not Used Yes No
 Not Used Yes No

Comments

Coaching Method
 Not Applicable Player
 Name: _____
 Position: _____
 Name: _____
 Position: _____
 Name: _____
 Position: _____
 Name: _____
 Position: _____
 Name: _____
 Position: _____
 Name: _____
 Position: _____

Round 7

1st Named Team AU - PAC

2nd Named Team GLENELG

LSA No.	No.	Initials	Surname (In Alphabetical Order)	Penal	Assist	Goals				Total	LSA No.	No.	Initials	Surname (In Alphabetical Order)	Penal	Assist	Goals				Total
						1	2	3	4								1	2	3	4	
	15	K	SANDOW	16 ^{FT}						6		7	S	DINNING							4
	6	T	LOKER							1		12	A	ELBETTER							
	4	W	SELWAY									16		HARRIS							
	10	N	KUNNARD									14	J	MEEHNS							2
	7	H	PERKS							1		15	T	ARUNY							
	14	J	SILVERBLADE									4	B	MCINTOSH							5
	5	T	WATSON									20	L	PIKE							1
	3	M	SELWAY									1	B	ROBINSON							9
												3	J	SEARLE							
												19	K	SEARLE							
												13	C	WHITE							2
												2	C	WITT							
												10	S	LEWIS							2
												8	M	BARTRETT							1
												17	D	NANGLE							1
												11	J	MCINTOSH							
Time Outs						Totals 6 0 1 8					Time Outs						Totals 4 6 9 8 27				

Officials Report

Scorers
1st Team Yes No
2nd Team Yes No

Time Clock
Yes No

Green Card
Yes No

Yellow Card
Yes No

Red Card
Yes No

Correct Starting Time
Yes No

Correct Uniforms
1st Team Yes No
2nd Team Yes No

Comments

Coaches' Voting
Most Valuable Player (Senior & U17 Grades Only)
1. Name: D. ROBINSON
Club: GLE No. 1
2. Name: K SANDOW
Club: PAC-M No. 15
3. Name: B MCINTOSH
Club: GLE No. 4
(Both Coaches to sign)
Name: D. ROBINSON Club: PAC
Signature: [Signature]
Name: A. LAWSON Club: GLENELG
Signature: [Signature]

Won by GLENELG
Signified Correct...
1st Named Team [Signature]
2nd Named Team [Signature]
White Copy to REGISTRAR Blue Copy to CLUB Yellow Copy to UMPIRES/REFEREES

Umpires/Referees
Signature J. KIPLOKS Name [Signature] Club _____
Signature Michael Wirbet Name Michael Wirbet Club _____
Signature _____ Name _____ Club _____

Score 8 to 27

1st Named Team AU/PAC

2nd Named Team GLENELG

LSA No.	No.	Initials	Surname (In Alphabetical Order)	Penal	Assist	Goals				Total	LSA No.	No.	Initials	Surname (In Alphabetical Order)	Penal	Assist	Goals				Total
						1	2	3	4								1	2	3	4	
	15	K	SANDOW	1						6	1383	7	S	DIXONING							4
	6	T	COOKER							1	1386	12	A	FLETCHER							
	4	W	SULLIVY								1398	16	J	HARRIS							
	10	N	KIMMARD								2173	14	J	WINDS	4						2
	7	H	PERKS							1	3420	15	T	IRVING							
	14	J	SILVERSMITH								2246	4	B	MCINTOSH - 2							5
	5	T	WATSON								2554	9	S	MCMAHON							
	3	M	SULLIVY								1413	11	C	MORTIMER							
											3494	20	L	PIKE	3						1
											2012	1	B	ROBINSON	1						9
											2584	3	J	SEARLE							
											2947	19	K	SEARLE							
											1452	13	C	WHITE	5						2
											1457	2	C	WITT							
												10	S	LEWIS							2
											1369	8	M	BARTLETT							1
											422	17	D	MANGLE							1
											2247	11	J	MCINTOSH							
Time Outs						Totals 6 0 1 8					Time Outs						Totals 4 6 9 8 27				

Officials

Scorers
1st Team Yes No
2nd Team Yes No

Time Clock
Yes No

Green Card
Yes No

Yellow Card
Yes No

Red Card
Yes No

Correct Starting Time
Yes No

Correct Uniforms
1st Team Yes No
2nd Team Yes No

Comments

Coaches' Voting
Most Valuable Player (Senior & U17 Grades Only)
1 Name B. Robinson
Club Glenelg No. 1
2 Name K. Sandow
Club PAC No. 15
3 Name B. McIntosh
Club Glenelg No. 4
(Both Coaches to sign)
Name A. Lawrence Club Glenelg
Signature [Signature]
Name D. Pitt Club AU
Signature [Signature]

Won by GLENELG

Signified Correct...
1st Named Team [Signature]
2nd Named Team [Signature]

Umpires/Referees J. KLOKS Score 27 to 8
Signature [Signature] Name [Signature] Club [Signature]
Signature [Signature] Name [Signature] Club [Signature]
Signature [Signature] Name [Signature] Club [Signature]

1st Named Team NORTH ADELAIDE 2nd Named Team WOODVILLE

LSA No.	No.	Initials	Surname (In Alphabetical Order)	Penal	Assist	Goals				Total	LSA No.	No.	Initials	Surname (In Alphabetical Order)	Penal	Assist	Goals				Total
						1	2	3	4								1	2	3	4	
	23	A	BAKER						1		29	S	COSTIGAN								
	1	D	BLAY						1		2	J	GRACIE								
	26	S	BETTERMAN (5)						1		11	J	HARVEY								2
	6	J	CARMODY								9	A	JOHNS								2
	13	J	COX								1	R	MCKAY								
	21	D	DRUNIC (3)								12	M	SALERNO								1
	12	B	HANCOCK						1		15	M	TANSELL								
	5	L	MCCARD								17	L	TIERPO								
	27	C	MAYMAN								24	A	YOUNG								
	25	J	MORRIS (2)						5		6	K	JOHNSON								
	28	J	O'BRIEN																		
	31	T	O'BRIEN (5)																		
	38	R	OAKLEY																		
	10	D	ROBERTSON (6)																		
	4	N	RYAN																		
	3	A	SANDERS (1)						4												
	29	A	SEWELL (4)																		
	24	H	SWAINE						3												
	33	P	WISE (4)																		
	16	A	FORSBERG-JONES (5)																		
	14	J	CARMODY																		
						Totals 3 3 4 6 16										Totals 1 0 2 2 5					

Officials Report

Scorers
1st Team Yes No
2nd Team Yes No

Time Clock
Yes No

Green Card
Yes No

Yellow Card
Yes No

Red Card
Yes No

Correct Starting Time
Yes No

Correct Uniforms
1st Team Yes No
2nd Team Yes No

Comments



Coaches' Voting
Most Valuable Player (Senior & U17 Grades Only)
1. Name A. SANDERS
Club NA No 3
2. Name M. TANSELL
Club WOODVILLE No 15
3. Name J. MORRIS
Club NA No 25
(Both Coaches to sign)
Name [Signature] Club NA
Signature [Signature]
Name M.S. Club W.V.C.
Signature [Signature]

Won by NORTH ADELAIDE Umpires/Referees Score 16 to 5
 Signified Correct... Signature [Signature] Name A. Machner Club Sturt
 1st Named Team David Peet Signature [Signature] Name I. Marchesan Club W.V.C.
 2nd Named Team [Signature] Signature [Signature] Name I. Marchesan Club W.V.C.

Round 6

1st Named Team GLENELG

2nd Named Team WEST TORREN'S

LSA No.	No.	Initials	Surname (In Alphabetical Order)	Penal	Assist	Goals				Total	LSA No.	No.	Initials	Surname (In Alphabetical Order)	Penal	Assist	Goals				Total																		
						1	2	3	4								1	2	3	4																			
	8	M	BARTLETT							866	1	D	HERRON																										
	7	S	DINNING					1	1	905	3	R	SIMPSON				1		1		3																		
	12	A	FLETCHER							910	4	O	VALERO				1				1																		
	16	J	HARRIS							909	5	P	TAIT																										
	14	J	HINDS						2	29/46	6	J	HARLEY (2)							1	2																		
	15	T	IRVING						1	2/24	7	H	PEARCE (4)								4																		
	4	B	MCINTOSH						3	2761	9	C	CHATHAM																										
	17	S	MCMAHON						1	2770	12	L	LITTLE (1)							1	1																		
	1	B	ROBINSON						1		14	O	RETALICK (3)						1		1																		
	3	J	SEARLE							888	18	M	NOBLE																										
	9	K	SEARLE										SIMPSON																										
	13	C	WHITE							904	20	B	SIMPSON (5)								1																		
	2	C	WITT																																				
	20	S	LEWIS																																				
	11	D	NANGLE																																				
																																							
Time Outs										Totals 3 1 2 3 9										Time Outs										Totals 4 1 7 13									

Won by WEST TORREN'S

Signified Correct... 


1st Named Team 

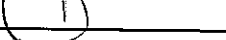
2nd Named Team D SIMPSON 

White Copy to REGISTRAR Blue Copy to CLUB Yellow Copy to UMPIRES/REFEREES

Umpires/Referees

Signature 

Signature 

Signature 

Score 13 to 9

Name M. HOGAN Club WCC

Name M. HOGAN Club WCC

Name M. HOGAN Club WCC

Official

Secretary

Temp Check

Green Card

Yellow Card

Red Card

Current Starting Time

Current Uniform

Comments

Coach's Voting

Coach's Name

Coach's Club

Coach's Signature

Coach's Date

Coach's Time

Coach's Grade

Coach's Position

Coach's Contact

Coach's Email

Coach's Phone

Coach's Address

Coach's City

Coach's State

Coach's Zip

Coach's Country

1st Named Team START

2nd Named Team WOODVILLE

LSA No.	No.	Initials	Surname (In Alphabetical Order)	Penal	Assist	Goals				Total	LSA No.	No.	Initials	Surname (In Alphabetical Order)	Penal	Assist	Goals				Total
						1	2	3	4								1	2	3	4	
	38	N	GEUF (2)								29	S	COSTIGAN	IT	1						
	19	J	BREDA (4)								2	J	GRACE								1
	29	T	BROWN								11	J	HARVEY		1						2
	41	T	FALLOON		1	1	1	1	5		26	M	JAMES								
	30	R	HOUSTON (3)								9	A	JONES								1
	16	R	MCCAULEY (5)	1	1				2		1	R	MCKAY								
	46	A	KUDZIELKO								22	T	PIHELP	IT		1	1	1	1	6	
	18	D	MCINNES								12	M	SALERNO			1	1	1	1	5	
	27	C	DUNN (1)	1					1		24	A	YOUNG	IT						1	
	28	L	BARTOLO								15	M	DANSELL OKS								
	26	A	VMINIOS								24	A	L FIERRO OKS	T							
	20	W	COUTTS								17										
	25	A	FERRIS																		
	24	M	BLAIR																		
				Totals		1	6	4	1	13					Totals		4	1	4	3	16

On _____

Blue Card No Yes

Green Card No Yes

Yellow Card No Yes

Red Card No Yes

Contract Breaching No Yes

Contract Breaching No Yes

Comments _____

Coaching Notes _____

Won by WOODVILLE Umpires/Referees _____ Score _____ to _____

Signified Correct... Signature [Signature] Name CRAIG JABER Club _____

1st Named Team [Signature] Signature [Signature] Name N. CHAPMAN Club WOODVILLE

2nd Named Team [Signature] Signature _____ Name _____ Club _____

White Copy to REGISTRAR Blue Copy to CLUB Yellow Copy to UMPIRES/REFEREES

Round 5

1st Named Team Brighton CC 2nd Named Team Woodville

LSA No.	No.	Initials	Surname (In Alphabetical Order)	Penal	Assist	Goals				Total	LSA No.	No.	Initials	Surname (In Alphabetical Order)	Penal	Assist	Goals				Total
						1	2	3	4								1	2	3	4	
321	15	R	Hamilton (3)	1						29	25	RS	Costigan								
349	7	L	Pridham (4)	11	111	111	111	111	6	3036	2	J	Gracie	T							
364	4	J	Woodford (2)	1		111	111	1	7	2239	11	J	Harvey	T	1		1			1	
276	3	L	Mc Nicol							2281	26	M	James								
093	2	S	Rogers							2243	9	A	Johns	1		1	1			2	
	19	M	Erkelens (1)							2245	1	R	McKay								
361	16	H	Walpole							2648	22	T	Philip	11		1				1	
2136	18	T	Cornish (5)		1	111	111	111	10		12	M	Salerno	111		1				1	
56	11	S	Hill	111	11	1	11	11	5	2262	18	L	Southwell								
	20	J	Shillabeer	1						2263	15	M	Tansell								
3010	13	M	Cole							2264	17	L	Tieppo	1							
1573	1	J	Oliver							2276	24	A	Young								
62	9	B	Lee								6	P	Vozzo								
70	12	S	McKinnon								23	C	Jalinas								
72	10	K	Mayer		11			11	2												
Kneaded in																					
Time Outs <u>1</u>										Time Outs <u>1</u>											
Totals <u>87</u> <u>89</u> <u>32</u>										Totals <u>23</u> <u>0</u> <u>0</u> <u>5</u>											

Won by Brighton Signified Correct...
 1st Named Team Brighton
 2nd Named Team Woodville James
 Umpires/Referees
 Signature [Signature] Name PASTEVENS Club WCC
 Signature [Signature] Name M. FLOHAM Club WCC
 Signature [Signature] Name Club
 Score 32 to 5

On...

Score
 1st Team Yes No
 2nd Team Yes No

Time Clock
 Yes No

Green Card
 Yes No

Yellow Card
 Yes No

Red Card
 Yes No

Correct Starting Time
 Yes No

Correct Uniforms
 1st Team Yes No
 2nd Team Yes No

Comments

Coaches' Voting
 Most Valuable Player
 (Senior & U17 Grades Only)
 M. FLOHAM
 1. Name M. FLOHAM
 Club WCC No. 10
 2. Name A. Young
 Club WCC No. 29
 3. Name G. Pridham
 Club WCC No. 7
 (Both Coaches to sign)
 Name [Signature] Club WCC
 Signature [Signature]
 Name [Signature] Club WCC
 Signature [Signature]

✓ LSA form has been submitted waiting for no.

1st Named Team EAST TORRENS PAYNEHAM 2nd Named Team GLENELG

LSA No.	No.	Initials	Surname (In Alphabetical Order)	Penal	Assist	Goals				Total	LSA No.	No.	Initials	Surname (In Alphabetical Order)	Penal	Assist	Goals				Total											
						1	2	3	4								1	2	3	4												
	1	M	SMITH	1						1369	8	M	BARTLETT																			
	3	B	JACOBSEN							1383	7	S	DINNING		1						1											
	7	W	DOWNARD		1				1	1386	12	A	FLETCHER																			
	6	A	PHILLIPS	1						1398	16	J	HARRIS																			
	10	C	LILLEY							2173	14	J	HINDS	4	1	1					2											
	8	J	O'BRIEN							3420	15	T	IRVING		1																	
	17	C	SEMMER	1				1	1	2246	4	B	M'INTOSH	5	1						1											
	16	L	EGGAN	1	1	1	1	1	3	2054	19	S	M'MAHON	2	1		1	1			5											
	9	T	SOMERS - C. M'NEIL				1		1	1413	11	C	MERTIMER																			
	15	C	NICOLA							✓	20	L	PIKE	3																		
	12	O	BROWN	1				1	3	2012	1	B	ROBINSON						1		1											
											2584	3	J	SEARLE																		
											2947	18	K	SEARLE																		
											1452	13	C	WHITE	1										1	1	1	1	1	1	5	
											1457	2	C	WITT																		
											1422	17	D	NANGLE																		
						Totals 2 1 1 5 9											Totals 3 5 2 5 15															

Officials Report

Scorers
1st Team: _____ 2nd Team: _____

Time Clock
1st Team: _____ 2nd Team: _____

Green Card
1st Team: _____ 2nd Team: _____

Yellow Card
1st Team: _____ 2nd Team: _____

Red Card
1st Team: _____ 2nd Team: _____

Ground Staffing
1st Team: _____ 2nd Team: _____

Ground Officials
1st Team: _____ 2nd Team: _____

Comments

Coaching Meeting
1st Team: _____ 2nd Team: _____

Won by GLENELG Umpires/Referees Score 15 to 9

Signified Correct... Signature P.J. McCONACHY Name P.J. McConachy Club _____

1st Named Team Signature Barrie Marsland Name _____ Club _____

2nd Named Team Signature _____ Name _____ Club _____

1st Named Team ADELAIDE UNIVERSITY

2nd Named Team WEST TORRENS

LSA No.	No.	Initials	Surname (In Alphabetical Order)	Penal	Assist	Goals				Total	LSA No.	No.	Initials	Surname (In Alphabetical Order)	Penal	Assist	Goals				Total
						1	2	3	4								1	2	3	4	
	3	H	PERKS								6	J	HARLEY								6
	14	J	SILVERBLADE	T							3	R	SIMPSON								8
	2	A	DAWSON						1		7	H	PIERCE								3
	4	K	SIEBELS								1	D	HERRON								5
	8	T	WATSON	T							5	P	TAIT								6
	10	N	KINNEARD	T							12	L	LITTLE								1
	5	K	SANDOW	*					2		14	O	RETALLICK								2
	6	W	SELWAY								18	M	NOBLE								1
	7	T	COKER	T					3		20	B	SIMPSON								3
											4	O	VALERO								3
Totals										Totals											
Time Outs <u> </u>										Time Outs <u> </u>											
2 0 1 3 6										2 1 1 7 8 38											

Won by WEST TORRENS

Umpires/Referees

Score 38 to 6

Signified Correct...

Signature [Signature]

Name [Name]

Club

1st Named Team [Signature]

Signature [Signature]

Name TREVOR POLAND

Club ETP

2nd Named Team KEITH WRC

Signature

Name

Club

Officials Report

Scorer:

1st Team: 2nd Team:

Penal: Assist:

Goals: 1 2 3 4

Total:

Comments:

Coach:

Club:

Grade:

Round:

Date:

1st Named Team P.A.C.

2nd Named Team WEST TORRENS

LSA No.	No.	Initials	Surname (In Alphabetical Order)	Penal	Assist	Goals				Total	LSA No.	No.	Initials	Surname (In Alphabetical Order)	Penal	Assist	Goals				Total																		
						1	2	3	4								1	2	3	4																			
	3	H	PEAKS		1					1		1	D	HERRON	1					5																			
	14	J	SILVERBLADE	IT						1		3	R	SIMPSON		III	IIII	II	II	8																			
	2	A	DANSON					1	1			4	W	WILSON						3																			
	4	K	SIEBELS									5	R	TAIT		II	IIII	II	6																				
	8	T	WATSON	T								6	J	HARLEY	3	II	IIII	II	II	6																			
	10	N	KINNEARD	ITI								7	H	PEARCE	1	III	I	I	I	3																			
	5	K	SANDOW		III	I			2	3		9	C	CHATHAM						1																			
	7	T	COKER	T					3			12	L	LITTLE		II				1																			
	6	W	SELWAY									14	O	RETAILICK	5					2																			
												18	M	NOBLE						1																			
												19	S	PINK																									
												20	B	SIMPSON	2	I	I	I	I	3																			
												4	O	VALERO						3																			
Time Outs										Totals 2 - 13 6										Time Outs										Totals 12 11 7 8 38									

Officials Report

Scorers
1st Team Yes No
2nd Team Yes No

Time Clock
Yes No

Green Card
Yes No

Yellow Card
Yes No

Red Card
Yes No

Correct Starting Time
Yes No

Correct Uniforms
1st Team Yes No
2nd Team Yes No

Comments
1

Coaches' Voting
Most Valuable Player
(Senior & U17 Grades Only)

1. Name H. PEARCE
Club WTC No. 7
2. Name K. SANDOW
Club PAC No. 5
3. Name B. SIMPSON
Club WTC No. 20

(Both Coaches to sign)
Name Club
Signature
Name Club
Signature

Won by WEST TORRENS
Signified Correct...
1st Named Team P.A.C.
2nd Named Team KETH WTC

Umpires/Referees Score 38 to 6
Signature [Signature] Name Michael [Name] Club
Signature [Signature] Name TREVER [Name] Club ETP.
Signature Name Club

Round 4

1st Named Team STURT

2nd Named Team ETP

LSA No.	No.	Initials	Surname (In Alphabetical Order)	Penal	Assist	Goals				Total	LSA No.	No.	Initials	Surname (In Alphabetical Order)	Penal	Assist	Goals				Total
						1	2	3	4								1	2	3	4	
	38	N	GEUF (4)	1								1	M	SMITH					1	1	
	19	J	BREDA								7	W	DOWNARD	1	1					2	
	29	T	BROWN (1)								3	B	JACOBSEN								
	41	T	FALLOON						1		17	C	SEMMER	1						2	
	30	R	HOUSTON (3)								6	A	PHILLIPS								
	16	R	MCCAULEY						1		2	O	BROWN		1					5	
	46	A	KUDRIELLO								10	C	LILLEY								
	18	D	MCLAINES (2)								8	J	O'BRIEN							2	
	28	A	VANTOS																		
	27	C	DUNN																		
	26	J	A BROWN																		
	24	A	FERRIS																		
	25	M	ALAIR																		
	28	L	BARTOLD																		
	13	A	KUDRIELLO (5)																		
						Totals 1 - - 1 2										Totals 4 4 2 2 12					

Officials Report

Scorers
 1st Team: [] 2nd Team: []
 1st Team: [] 2nd Team: []

Timekeepers
 1st Team: [] 2nd Team: []

Umpires/Referees
 1st Team: [] 2nd Team: []

Comments

Coached Young
 1st Team: [] 2nd Team: []

Won by ETP Umpires/Referees Score 12 to 2
 Signified Correct... Signature [Signature] Name B. MARSLAND Club _____
 1st Named Team STURT Signature [Signature] Name J. COOGLIN Club _____
 2nd Named Team ETP Signature _____ Name _____ Club _____

Round 3

1st Named Team NORTH ADELAIDE 2nd Named Team GLENELG

LSA No.	No.	Initials	Surname (In Alphabetical Order)	Penal	Assist	Goals				Total	LSA No.	No.	Initials	Surname (In Alphabetical Order)	Penal	Assist	Goals				Total
						1	2	3	4								1	2	3	4	
	23	A	BAKER								1369	8	M	BARTLETT							
	1	D	BLAY	1							1383	7	S	DINNING	5						2
	26	S	BETTERMAN						1		1386	12	A	FLETCHER							
	6	J	CARMODY								1398	16	J	HARRIS (G)							
	21	D	DRUMIC								2173	14	J	HINDS	2						2
	5	L	M'CARD								✓	15	T	IRVING							
	27	C	MAYMAN								2246	4	B	MCINTOSH							5
	25	J	MORRIS		1				2		2054	9	S	MCMAHON							
	34	T	O'BRIEN								1413	11	C	MORTIMER							
	10	D	ROBERTSON								to sub	20	L	PIKE	3						
	4	N	RYAN								2012	1	B	ROBINSON	4						3
	3	A	SANDERS						1		2584	3	J	SEARLE	2						
	29	A	SEWELL						1		2547	8	K	SEARLE							
	9	H	SWAINE								1452	13	C	WHITE							6
	13	J	COX								1457	2	C	WITT							
	12	B	HANCOCK								1422	19	D	NANGLE							1
Totals										Totals											
3										2											
1										6											
0										7											
1										4											
5										19											

Time Outs
 Won by GLENELG
 Signified Correct...
 1st Named Team Daniel Repp
 2nd Named Team [Signature]
 White Copy to REGISTRAR Blue Copy to CLUB Yellow Copy to UMPIRES/REFEREES

Umpires/Referees
 Signature [Signature] Name J. KIPLOKS Club _____
 Signature [Signature] Name B. MARSLAND Club _____
 Signature _____ Name _____ Club _____
 Score 19 to 5

Time Out Card
 Green Card
 Yellow Card
 Red Card
 Offence Starting Time
 Contract Undertaken
 [Various checkboxes and fields for officiating records]

Round 2

1st Named Team NORTH ADELAIDE 2nd Named Team WEST TORRENS

LSA No.	No.	Initials	Surname (In Alphabetical Order)	Penal	Assist	Goals				Total	LSA No.	No.	Initials	Surname (In Alphabetical Order)	Penal	Assist	Goals				Total
						1	2	3	4								1	2	3	4	
	23	A	BAKER								1	D	HERRON								
	26	S	BETTERMAN		1				1		3	R	SIMPSON (2)								7/2
	21	D	DRONIC								4	O	VALERO	1							2/1
	16	S	KELLY								5	P	TAIT (4)								1/3
	27	C	MAYMAN								6	J	HARLEY								3/1
	13	J	COX								7	H	PEARCE (1)								2/1
	34	T	O'BRIEN	T							9	C	CHATHAM	1							1
	25	J	MORRIS			1			1		12	L	LITTLE (3)	1							2
	10	D	ROBERTSON			1			1		14	O	RETTALLICK								
	3	A	SANDERS								18	M	NOBLE								
	29	A	SEWELL	121							19	S	PINK								
	9	H	SWAINE								20	B	SIMPSON (5)								
	33	P	WISE																		
Totals										Totals											
Time Outs <u>11</u>										Time Outs <u>4 5 4 3 16</u>											

Won by WEST TORRENS

Signified Correct... David Ross

1st Named Team KEITH WTLC

2nd Named Team KEITH WTLC

Umpires/Referees

Signature [Signature]

Signature [Signature]

Signature [Signature]

Score 16 to 3

Name Michael Godwin Club

Name [Name] Club

Name [Name] Club

Time Out
 1st Team
 2nd Team
 Green Card
 Yellow Card
 Red Card
 Correct Starting Time
 Correct Duration
 Correct
 Comments

Disciplinary Notes
 1. Name
 2. Name
 3. Name
 4. Name
 5. Name
 6. Name
 7. Name
 8. Name
 9. Name
 10. Name
 11. Name
 12. Name
 13. Name
 14. Name
 15. Name
 16. Name
 17. Name
 18. Name
 19. Name
 20. Name
 21. Name
 22. Name
 23. Name
 24. Name
 25. Name
 26. Name
 27. Name
 28. Name
 29. Name
 30. Name
 31. Name
 32. Name
 33. Name
 34. Name
 35. Name
 36. Name
 37. Name
 38. Name
 39. Name
 40. Name
 41. Name
 42. Name
 43. Name
 44. Name
 45. Name
 46. Name
 47. Name
 48. Name
 49. Name
 50. Name
 51. Name
 52. Name
 53. Name
 54. Name
 55. Name
 56. Name
 57. Name
 58. Name
 59. Name
 60. Name
 61. Name
 62. Name
 63. Name
 64. Name
 65. Name
 66. Name
 67. Name
 68. Name
 69. Name
 70. Name
 71. Name
 72. Name
 73. Name
 74. Name
 75. Name
 76. Name
 77. Name
 78. Name
 79. Name
 80. Name
 81. Name
 82. Name
 83. Name
 84. Name
 85. Name
 86. Name
 87. Name
 88. Name
 89. Name
 90. Name
 91. Name
 92. Name
 93. Name
 94. Name
 95. Name
 96. Name
 97. Name
 98. Name
 99. Name
 100. Name

1st Named Team NORTH ADELAIDE 2nd Named Team WEST TORRENS

LSA No.	No.	Initials	Surname (In Alphabetical Order)	Penal	Assist	Goals				Total	LSA No.	No.	Initials	Surname (In Alphabetical Order)	Penal	Assist	Goals				Total
						1	2	3	4								1	2	3	4	
21	D	DEONTE									1	D	Herron								7/2
23	A	BAKER									3	R	Simpson								2/1
26	S	BETTERMAN (3)							1		4	O	Valero								1/3
21	D	DRUNIC									5	P	Tait								3/1
16	S	KEENE									6	J	Harley								2/1
27	C	MAYMAN (4) T									7	H	Pearce								1
13	J	COX (C) (1)									9	C	Chatham								1/2
34	T	O'BRIEN (2) T									12	L	Little								
25	J	MORRIS (5)							1		14	O	Retallick								
10	D	ROBERTSON (3)							1		18	M	Noble								
3	A	SANDERS (5) T									19	S	Pink								
29	A	SEWELL T121									20	B	Simpson								
9	H	SWAINE																			
33	P	WISE (3)																			
Time Outs						Totals					Time Outs						Totals				
						1 1 1 0 3											4 5 4 3 16				

Officials Report

Scorers
 1st Team Yes No
 2nd Team Yes No

Time Clock
 Yes No

Green Card
 Yes No

Yellow Card
 Yes No

Red Card
 Yes No

Correct Starting Time
 Yes No

Correct Uniforms
 1st Team Yes No
 2nd Team Yes No

Comments

Coaches' Voting
 Most Valuable Player
 (Senior & U17 Grades Only)

1. Name H Pearce
 Club WT No 7

2. Name J Cox
 Club NA No 13

3. Name R Simpson
 Club WT No 3

(Both Coaches to sign)
 Name [Signature] Club NA
 Name [Signature] Club WT

Won by WEST TORRENS
 Signified Correct...
 1st Named Team David Robert
 2nd Named Team Keith [Signature] W.T.C.

Umpires/Referees
 Signature [Signature] Name Michael Lane Club _____
 Signature [Signature] Name J. [Signature] Club _____
 Signature _____ Name _____ Club _____

Score 16 to 3

1st Named Team ETP

2nd Named Team WOODVILLE

LSA No.	No.	Initials	Surname (In Alphabetical Order)	Penal	Assist	Goals				Total	LSA No.	No.	Initials	Surname (In Alphabetical Order)	Penal	Assist	Goals				Total
						1	2	3	4								1	2	3	4	
	2	A	PHILLIPS	1	1						New	29	S	COSTIGAN (3)							
	7	W	DOWNARD	1							3036	35	J	GRACIE	1						
	15	K	NICOLA		11						2239	23	J	HARVEY	1						
	5	J	O'BRIEN	11							2281	26	M	JAMES	11						
	17	C	SEMMLER	11	11	11			2		2245	7	R	MCKAY (4)							
	10	C	LITTLE									22	T	PHELPS							
	6	O	BROWN		111	11	111		6			12	M	SALERNO							
	8	B	DEGIGLIO								2262	18	L	SOUTHWELL (2)	11						
	1	M	SMITH				1		1		2263	34	M	TANSELL (5)							
	3	B	JACOBSON								2264	17	L	TIEPPO	111						
	9	T	SOMMERS-CAMET	1		111	111		6		2270	24	A	YOUNG (1)	1		11			1	
	4	A	NEVILLE	1	11				1												
	16	L	EGGERS		1	1	11		4												
<p><i>[Handwritten Signature]</i></p>										<p><i>[Handwritten Signature]</i></p>											
<p>Time Outs <u>1</u></p>										<p>Time Outs <u>1</u></p>											
<p>Totals <u>5</u> <u>8</u> <u>4</u> <u>3</u> <u>20</u></p>										<p>Totals <u>1</u> <u>0</u> <u>0</u> <u>1</u> <u>2</u></p>											

Yellow Card
 Green Card
 Yellow Card
 Red Card
 Correct Starting Time
 Correct Lineup
 Correct Working
 Correct Player
 Correct Club

Won by ETP
 Signified Correct...
 1st Named Team ETP
 2nd Named Team WOODVILLE
 White Copy to REGISTRAR Blue Copy to CLUB Yellow Copy to UMPIRES/REFEREES



Umpires/Referees
 Signature [Signature] Name B. MARSHALL Club ALFA
 Signature [Signature] Name REXIE POLAND Club ETP
 Signature _____ Name _____ Club _____

Score 20 to 2

Round 1

1st Named Team WOODVILLE

2nd Named Team WEST TORRENS

LSA No.	No.	Initials	Surname (In Alphabetical Order)	Penal	Assist	Goals				Total	LSA No.	No.	Initials	Surname (In Alphabetical Order)	Penal	Assist	Goals				Total												
						1	2	3	4								1	2	3	4													
	34	M	TANSELL								1	D	HERRON																				
	27	J	HARVEY	1							3	O	VALERO		11		11	11	11		6												
	9	A	JOHNS				1	1	2		4	R	SIMPSON				11	11		11	7												
	17	L	TIEPPO	T							5	P	TAIT		11			11			2												
	18	L	SOUTHWELL	11							6	J	HARLEY	11	11																		
	35	J	GRACIE								7	H	PEARCE		11	1				1	2												
	22	T	PHELP	11				11	2		9	C	CHATHAM	1																			
	24	A	YOUNG	1		1	1	1	3		12	L	LITTLE	11																			
	26	M	JAMES								14	O	RETTALICK																				
	12	M	SALERNO		1		1		1		20	B	SIMPSON	1																			
	1	R	MCKAY								18	M	NOBLE	1																			
	29	S	COSTIGAN	1								S	Pink																				
																																	
Time Outs						1	1	Totals				0	1	3	4	8	Time Outs						1	1	Totals				5	4	4	4	17

Officials Report

Scorers
1st Team Yes No
2nd Team Yes No

Time Clock
Yes No

Green Card
Yes No

Yellow Card
Yes No

Red Card
Yes No

Correct Starting Time
Yes No

Correct Uniforms
1st Team Yes No
2nd Team Yes No

Comments

Coaches' Voting
Most Valuable Player
(Senior & U17 Grades Only)

1. Name.....
Club.....No.....
2. Name.....
Club.....No.....
3. Name.....
Club.....No.....
(Both Coaches to sign)
Name.....Club.....
Signature.....
Name.....Club.....
Signature.....


Won by West Torrens


Signified Correct...

1st Named Team James

2nd Named Team KERRA WILK

Umpires/Referees 

Signature 

Signature 

Score 17 to 8

Name J KIPLOKS Club ALRA

Name M HOGAN Club WLL

Name..... Club.....

1st Named Team Adelaide University

2nd Named Team Sturt

LSA No.	No.	Initials	Surname (In Alphabetical Order)	Penal	Assist	Goals				Total	LSA No.	No.	Initials	Surname (In Alphabetical Order)	Penal	Assist	Goals				Total			
						1	2	3	4								1	2	3	4				
	10	O	BROADBRIDGE (OA)		"	"	"		3		38	N	LEUE											
	8	T	COKER (OA)	"		"		"	3		19	J	BREDA											
	4	K	SANDOW		"				1		29	T	BROWN											
	11	W	SELWAY								41	T	FALLOON								4			
	14	M	SELWAY	"							30	R	HOUSTON											
	15	T	COCKS COX	"							18	C	STEFFE				"	"	"		4			
	2	N	WINNAIRD								16	R	M'CAULEY								1			
	13	G	JEFFREY	"							46	A	KUDZIELKO	"										
	6	A	DAWSON								23	D	M'INNES				"	"	"		6			
	3	L	CAMPBELL	"							60	M	OAKES								1			
											26	A	VRINIOS											
											27	C	DUNN								2			
						Totals				40							Totals				35	5	5	18

Won by Sturt Umpires/Referees Score 18 to 7
 Signified Correct... Signature [Signature] Name BENDALL Club
 1st Named Team Adelaide University Signature [Signature] Name J. KUPLOWS Club ALRA
 2nd Named Team Sturt Signature [Signature] Name Club

Officials Report

Supporter
 1st Team: Yes No
 2nd Team: Yes No

Three Check
 Yes No

Green Card
 Yes No

Yellow Card
 Yes No

Red Card
 Yes No

Correct Starting Time
 Yes No

Correct Outcomes
 1st Team: Yes No
 2nd Team: Yes No

Comments

Coaches Voting
 1st Team: [Signature]
 2nd Team: [Signature]

1st Named Team ADELAIDE UNIVERSITY

2nd Named Team STURT

LSA No.	No.	Initials	Surname (In Alphabetical Order)	Penal	Assist	Goals				Total	LSA No.	No.	Initials	Surname (In Alphabetical Order)	Penal	Assist	Goals				Total																														
						1	2	3	4								1	2	3	4																															
	10	O	MURPHY O/A	T	1	"	"	"		3		38	N	GEUE	(1)	T																																			
	8	T	COOPER O/A	T	"	"	"	"		3		19	J	BREDA		"																																			
	4	K	SANDROW	T	"	"	"	"		1		29	T	BROWN	(2)	"																																			
	11	W	SELWAY									41	T	FALLOON	(3)	"	"	"	"	"	4																														
	14	M	SELWAY									30	R	HOUSTON	(5)	"	"	"	"	"																															
	15	T	COX	"								18	C	STEFFE	*	"	"	"	"	"	4																														
	2	N	KINNAIRD									16	R	MCCAULEY		"	"	"	"	"	1																														
	13	B	JEFFREY	T								46	A	KUZZIELKO	T	"	"	"	"	"																															
	6	A	DAWSON									28	D	MCINNES		"	"	"	"	"																															
	3	L	CAMPBELL	"								60	M	DAKES		"	"	"	"	"	6																														
												26	A	VRINIOS		"	"	"	"	"	1																														
												27	C	DUNN	(4)	"	"	"	"	"	2																														
Time Outs										1	1	Totals										4	-	1	2	7	Time Outs										Totals										3	5	5	5	18

Officials

1st Team Yes No

2nd Team Yes No

Time Clock
Yes No

Green Card
Yes No

Yellow Card
Yes No

Red Card
Yes No

Correct Starting Time
Yes No

Correct Uniforms
1st Team Yes No
2nd Team Yes No

Comments

Coaches' Voting
Most Valuable Player (Senior & U17 Grades Only)

1. Name N. GEUE
Club STURT No 38

2. Name K. SANDROW
Club STURT No 4

3. Name T. BROWN
Club STURT No 4

(Both Coaches to sign)
Name D. BOTS Club PAC
Signature [Signature]
Name A. [Name] Club ST
Signature [Signature]

Won by STURT W

Signified Correct...
1st Named Team ADELAIDE UNIV
2nd Named Team STURT

Umpires/Referees
Signature [Signature]
Signature [Signature]
Signature [Signature]

Score 18 to 7
Name BENDALL Club ALRA
Name J. K. [Name] Club ALRA