

Mens
League
2008

Lacrosse Assistant

From: Helen Lewis [office@lacrossesa.com.au]
Sent: Thursday, 28 August 2008 12:50 PM
To: assistant@lacrossesa.com.au
Subject: FW: Grand Final Allocations & Awards

-----Original Message-----

From: Mulroney, Dennis (SAPOL) [mailto:Dennis.Mulroney@police.sa.gov.au]
Sent: Monday, 25 August 2008 10:36 AM
To: office@lacrossesa.com.au
Cc: adelax@senet.com.au
Subject: Grand Final Allocations & Awards

Helen,

As promised!

Referees for the Grand Finals

League:	Reserves:
HR✓ Polden <i>MARK</i> R1✓ Campbell <i>DAVID</i> R2✓ Vickery <i>PETER</i> CBO✓ Eyre <i>DAVID</i> BM✓ Goudie <i>MICHAEL.</i>	HR✓ Retallick <i>SCOTT.</i> R1✓ Kiploks <i>JONATHAN</i> R2✓ Thyssen <i>HARRY</i> CBO✓ Bendall <i>MICHAEL.</i> BM✓ Stevens <i>ROBIN</i>
B Grade:	U 18's:
HR✓ Jaeger <i>CRAIG</i> R1✓ McConachy <i>P.J.</i> R2✓ Dowsett <i>IAN</i> CBO✓ Marsland <i>BARRE</i>	HR✓ Peak <i>BRIAN</i> R1✓ Tomlinson <i>GREG</i> R2✓ Toogood <i>JOHN</i> CBO✓ Tape <i>FANNIE Gavin.</i>

Awards Night

The two trophies from ALRA are:

Referee of the Year

Mark Polden

Hobbs Trophy for Most Improved Referee

Jonathon Kiploks

If you need any further help, let me know.

Cheers,

Dennis

Senior Constable Dennis Mulroney ^{MIAEM}
 Planning Officer, Emergency & Major Event Section (32)
 South Australia Police
 Thebarton Police Barracks
 Gaol Road, THEBARTON SA 5031
 T 08 8207 4035 F 08 8207 4079 M 0401 713 800
 E dennis.mulroney@police.sa.gov.au
 W www.police.sa.gov.au
SOUTH AUSTRALIA POLICE

28/08/2008

KEEPING SA SAFE

The information contained in this message and any attachment is confidential and may also be the subject of legal, professional privilege or public interest immunity. If you are not the intended recipient, any use, disclosure or copying of this document and or its attachments is unauthorised. Please advise us by reply and then delete it from your system. Any views or opinions presented are solely those of the author and do not necessarily represent those of SAPOL.

Main Identity

From: "Nathan Aston" <nathan.aston@internode.on.net>
To: "Adelaide University Rep" <daren.potts@gmail.com>; "ALRA Liaison" <flea.bag2@bigpond.com>; "Burnside Rep 1" <trish@velocitylax.com.au>; "Brighton Rep 2" <tomkbech@bigpond.com>; "Burnside Rep 2" <martybaker@burnsidelacrosse.net>; "Burnside Rep 2" <marshall.sarahk@gmail.com>; "East Torrens Rep" <Vickery.Peter@agd.sa.gov.au>; "East Torrens Rep 2" <lee.vickery@redwingslax.com>; "Glenelg Rep" <sfalcione@westpac.com.au>; "Glenelg Rep 2" <raylenesutton@bigpond.com>; "Glenelg Rep 3" <Fiona@sacasters.com.au>; "LacrosseSA XO" <office@lacrossesa.com.au>; "North Adelaide Rep" <northadelaidelacrossejuniors@hotmail.com>; "North Adelaide Rep 2" <jrmcww@esc.net.au>; "Sturt Rep" <sturtlacrosse_kim@hotmail.com>; "Sturt Rep 2" <geue3@bigpond.net.au>; "Sturt Rep 3" <tij.brown@bigpond.com.au>; "West Torrens Rep" <thenezies@bigpond.com>; "Wilderness Rep" <jthurgood@wilderness.com.au>; "Wilderness Rep 2" <mardianddavid@internode.on.net>; "Woodville Rep" <unley@packsend.com.au>
Sent: Thursday, July 24, 2008 10:25 AM
Subject: Program Change - U13 Boys

Morning All,

I have received notification from the North Adelaide Lacrosse Club of the immediate withdrawal of their U13 boys team. This withdrawal will create a bye in this competition and will result in the below games now being byes.

- 26 July Brighton V North Adelaide
- 2 August Woodville V North Adelaide
- 9 August East Torrens Payneham V North Adelaide

I have spoken with Brighton this morning to advise them that their game this weekend will now be a bye. The draw will be changed shortly, but please inform your coaches of the changes.

The withdrawal of the North Adelaide U13 boys team will make them non-compliant with 11:13. The premierships ladders will be amended accordingly for all senior grades.

Regards,

Nathan Aston
 Director - Junior Competition
 LacrosseSA

*NORTH ADELAIDE
 ALL SENIOR TEAMS ARE
 NON COMPLIANT FROM
 26th July 2008.*

REMINDER - U15 Championships - Perth 2008

The second week of trials are being held this weekend. For more information on times and locations please [click here](#). or visit the LacrosseSA website.

7/28/2008

EX @ 11:00 AM 7/28/2008 10:25 AM
 7/28/2008 10:25 AM
 7/28/2008 10:25 AM

SportingPulse - Fixture for Lacrosse SA

AUSLAX MEN'S LEAGUE 2008**Season Fixture (Auslax Men's League 2008)**

RND	DATE	TIME	VENUE/COURT		HOME TEAM	vs	AWAY TEAM	
FINALS MATCHES								
1	16/08/08 (Sat)	14:50	Brighton Oval	8	Glenelg	vs	Brighton	18
	16/08/08 (Sat)	14:50	Brighton Oval #2	15	Woodville	vs	East Torrens Payneham	4
2	23/08/08 (Sat)	14:50	Findon Oval		Glenelg	vs	Woodville	
3	30/08/08 (Sat)	20:00	Finsbury Lacrosse Field		Brighton	14 vs	Undecided	18 8

This fixture proudly brought to you by the Lacrosse SA and
www.sportingpulse.com

Lacrosse SA - Local Competition (licensed to Lacrosse SA)



Fixture by Round

Lacrosse SA - leading the way

Sportzware
Central

SCORE
SPRINTS
S. GOALS
S. SHOTS
NOTES
PAPER

Auslax Men's League 2008

Round 11

Date	Time	Venue	Team 1	Team 2	SCORE	SPRINTS	S. GOALS	S. SHOTS	NOTES	PAPER
19/07/2008	2:50 pm	Patterson Reserve	East Torrens Payneham	v Woodville	10 v	11 v	✓	✓		
19/07/2008	2:50 pm	Miller Reserve	Burnside	v West Torrens	17 v	5 v	✓	✓		
19/07/2008	2:50 pm	Women's Memorial Playing Fields	Sturt	v Glenelg	5 v	10 v	✓	✓		
19/07/2008	2:50 pm	Brighton Oval	Brighton	v North Adelaide	20 v	9 v	✓	✓		

Round 12

Date	Time	Venue	Team 1	Team 2	SCORE	SPRINTS	S. GOALS	S. SHOTS	NOTES	PAPER
26/07/2008	2:50 pm	Barratt Reserve	Glenelg	v East Torrens Payneham	13 v	8 v	✓	✓		
26/07/2008	2:50 pm	Miller Reserve	Burnside	v North Adelaide	9 v	11 v	✓	✓		
26/07/2008	2:50 pm	Brighton Oval	Brighton	v West Torrens	24 v	4 v	✓	✓		
26/07/2008	2:50 pm	Findon Oval	Woodville	v Sturt	9 v	8 v	✓	✓		

Round 13

Date	Time	Venue	Team 1	Team 2	SCORE	SPRINTS	S. GOALS	S. SHOTS	NOTES	PAPER
2/08/2008	2:50 pm	Gepps Cross	North Adelaide	v Woodville	6 v	15 v	✓	✓		
2/08/2008	2:50 pm	Barratt Reserve	Glenelg	v West Torrens	21 v	5 v	✓	✓		
2/08/2008	2:50 pm	Women's Memorial Playing Fields	Sturt	v Brighton	11 v	19 v	✓	✓		
2/08/2008	8:00 pm	Finsbury Reserve	Burnside	v East Torrens Payneham	8 v	18 v	✓	✓		

Round 14

Date	Time	Venue	Team 1	Team 2	SCORE	SPRINTS	S. GOALS	S. SHOTS	NOTES	PAPER
8/08/2008	2:50 pm	Findon Oval	Woodville	v West Torrens	22 v	7 v	✓	✓		
9/08/2008	2:50 pm	Brighton Oval	Brighton	v East Torrens Payneham	12 -	5 v	✓	✓		
9/08/2008	2:50 pm	Miller Reserve	Burnside	v Sturt	13 v	8 -	✓	✓		
9/08/2008	2:50 pm	Gepps Cross	North Adelaide	v Glenelg	4 v	16 v	✓	✓		

Finals Matches

Round 1

Date	Time	Venue	Team 1	Team 2	SCORE	SPRINTS	S. GOALS	S. SHOTS	NOTES	PAPER
16/08/2008	2:50 pm		GLG Undecided	v Undecided BRI	18 v	18 v	-	✓		
16/08/2008	2:50 pm		Wov Undecided	v Undecided ETP	15 v	4 -	-	✓		

Round 2

Date	Time	Venue	Team 1	Team 2	SCORE	SPRINTS	S. GOALS	S. SHOTS	NOTES	PAPER
23/08/2008	2:50 pm		GLG Undecided	v Undecided Wov	15 v	17 v	-	✓		

Lacrosse SA - Local Competition (licensed to Lacrosse SA)



Fixture by Round
Lacrosse SA - leading the way

Sportzware
Central
SCORE SHEETS
SCORE SHEETS
NOTES
PAGES

Auslax Men's League 2008

Round 6

Date	Time	Venue	Team 1	Team 2	Score	Notes	Pages
31/05/2008	2:50 pm	Findon Oval	Woodville	v North Adelaide	26 ✓	8 ✓	✓ ✓
31/05/2008	2:50 pm	Finsbury Reserve	West Torrens	v Glenelg	11 ✓	16 ✓	✓ ✗
31/05/2008	2:50 pm	Brighton Oval	Brighton	v Sturt	15 ✓	10 ✓	✓ ✓
1/06/2008	2:50 pm	Patterson Reserve	East Torrens Payneham	v Burnside	13 ✓	7 ✓	✓ ✓

Round 7

Date	Time	Venue	Team 1	Team 2	Score	Notes	Pages
4/06/2008	6:30 pm	Finsbury Reserve	West Torrens	v Woodville	6 ✓	17 ✓	✓ ✗
7/06/2008	2:50 pm	Patterson Reserve	East Torrens Payneham	v Brighton	14 ✓	16 ✓	✓ ✓
7/06/2008	2:50 pm	Women's Memorial Playing Fields	Sturt	v Burnside	7 ✓	8 ✓	✓ ✓
7/06/2008	2:50 pm	Barratt Reserve	Glenelg	v North Adelaide	26 ✓	3 ✓	✓ ✓

Round 8

Date	Time	Venue	Team 1	Team 2	Score	Notes	Pages
14/06/2008	2:50 pm	Barratt Reserve	Glenelg	v Woodville	15 ✓	12 ✓	✓ ✓
14/06/2008	2:50 pm	Brighton Oval	Brighton	v Burnside	16 ✓	6 ✓	✓ ✓
14/06/2008	2:50 pm	Women's Memorial Playing Fields	Sturt	v East Torrens Payneham	5 ✓	11 ✓	✓ ✓
14/06/2008	2:50 pm	Finsbury Reserve	West Torrens	v North Adelaide	7 ✓	11 ✓	✓ ✓

Round 9

Date	Time	Venue	Team 1	Team 2	Score	Notes	Pages
21/06/2008	2:50 pm	Brighton Oval	Brighton	v Glenelg	17 ✓	9 ✓	✓ ✓
21/06/2008	2:50 pm	Miller Reserve	Burnside	v Woodville	10 ✓	16 ✓	✓ ✓
21/06/2008	2:50 pm	Gepps Cross	North Adelaide	v Sturt	6 ✓	10 ✓	✓ ✓
21/06/2008	2:50 pm	Patterson Reserve	East Torrens Payneham	v West Torrens	15 ✓	3 ✓	✓ ✓

Round 10

Date	Time	Venue	Team 1	Team 2	Score	Notes	Pages
28/06/2008	2:50 pm	Findon Oval	Woodville	v Brighton	19 ✓	18 ✓	✓ ✓
28/06/2008	2:50 pm	Barratt Reserve	Glenelg	v Burnside	11 ✓	7 ✓	✓ -
28/06/2008	2:50 pm	Gepps Cross	North Adelaide	v East Torrens Payneham	7 ✓	13 ✓	✓ ✓
28/06/2008	2:50 pm	Finsbury Reserve	West Torrens	v Sturt	6 ✓	14 ✓	✓ ✓

Lacrosse SA - Local Competition (licensed to Lacrosse SA)



Sportzware
Central

Fixture by Round
Lacrosse SA - leading the way

Score
Goals
Goals
Goals
Notes
Paper

Auslax Men's League 2008

Normal Season

- | | | |
|------------------|-------------------------|------------|
| 1 Woodville | 2 Glenelg | 3 Brighton |
| 4 Burnside | 5 East Torrens Payneham | 6 Sturt |
| 7 North Adelaide | 8 West Torrens | |

Round 1

Date	Time	Venue	Team 1	Team 2	Score	Goals	Goals	Goals	Notes	Paper
25/04/2008	2:50 pm	Findon Oval	Woodville	v Glenelg	7	✓	12	✓	✓	✓
26/04/2008	2:50 pm	Miller Reserve	Burnside	v Brighton	9	✓	23	✓	✓	✓
26/04/2008	2:50 pm	Gepps Cross	North Adelaide	v West Torrens	14	✓	6	✓	✓	✓
27/04/2008	2:50 pm	Patterson Reserve	East Torrens Payneham	v Sturt	20	✓	8	✓	✓	✓

Round 2

Date	Time	Venue	Team 1	Team 2	Score	Goals	Goals	Goals	Notes	Paper
3/05/2008	2:50 pm	Findon Oval	Woodville	v Burnside	9	✓	10	✓	✓	✓
3/05/2008	2:50 pm	Women's Memorial Playing Fields	Sturt	v North Adelaide	16	✓	8	✓	✓	x
3/05/2008	2:50 pm	Finsbury Reserve	West Torrens	v East Torrens Payneham	5	✓	13	✓	x	x
3/05/2008	6:00 pm	Finsbury Reserve	Glenelg	v Brighton	16	✓	14	✓	✓	✓

Round 3

Date	Time	Venue	Team 1	Team 2	Score	Goals	Goals	Goals	Notes	Paper
10/05/2008	2:50 pm	Brighton Oval	Brighton	v Woodville	14	✓	15	✓	✓	✓
10/05/2008	2:50 pm	Miller Reserve	Burnside	v Glenelg	6	✓	10	✓	✓	✓
10/05/2008	2:50 pm	Patterson Reserve	East Torrens Payneham	v North Adelaide	11	✓	4	✓	✓	x
10/05/2008	2:50 pm	Women's Memorial Playing Fields	Sturt	v West Torrens	19	✓	2	✓	✓	x

Round 4

Date	Time	Venue	Team 1	Team 2	Score	Goals	Goals	Goals	Notes	Paper
17/05/2008	2:50 pm	Findon Oval	Woodville	v East Torrens Payneham	11	✓	14	✓	✓	✓
17/05/2008	2:50 pm	Barratt Reserve	Glenelg	v Sturt	17	✓	5	✓	✓	✓
17/05/2008	2:50 pm	Gepps Cross	North Adelaide	v Brighton	10	✓	22	✓	✓	✓
17/05/2008	8:45 pm	Finsbury Reserve	West Torrens	v Burnside	3	✓	15	✓	-	*SS

Round 5

Date	Time	Venue	Team 1	Team 2	Score	Goals	Goals	Goals	Notes	Paper
24/05/2008	2:50 pm	Patterson Reserve	East Torrens Payneham	v Glenelg	9	✓	11	✓	✓	✓
24/05/2008	2:50 pm	Gepps Cross	North Adelaide	v Burnside	12	✓	15	✓	✓	✓
24/05/2008	2:50 pm	Finsbury Reserve	West Torrens	v Brighton	1	✓	31	✓	✓	✓
24/05/2008	2:50 pm	Women's Memorial Playing Fields	Sturt	v Woodville	7	✓	17	✓	✓	✓

Lacrosse SA - Local Competition (licensed to Lacrosse SA)



Fixture by Round

Lacrosse SA - leading the way

Auslax Men's League 2008

Round 3

Date	Time	Venue	Team 1	Team 2
30/08/2008	8:00 pm	Finsbury Reserve	Undecided	v Undecided

Mens
League
2008

Lacrosse Assistant

From: Helen Lewis [office@lacrossesa.com.au]
Sent: Thursday, 28 August 2008 12:50 PM
To: assistant@lacrossesa.com.au
Subject: FW: Grand Final Allocations & Awards

-----Original Message-----

From: Mulroney, Dennis (SAPOL) [mailto:Dennis.Mulroney@police.sa.gov.au]
Sent: Monday, 25 August 2008 10:36 AM
To: office@lacrossesa.com.au
Cc: adelax@senet.com.au
Subject: Grand Final Allocations & Awards

Helen,

As promised!

Referees for the Grand Finals

League: HR✓ Polden <i>MARK</i> R1✓ Campbell <i>DAVID</i> R2✓ Vickery <i>PETER</i> CBO✓ Eyre <i>DAVID</i> BM✓ Goudie <i>MICHAEL.</i>	Reserves: HR✓ Retallick <i>SCOTT.</i> R1✓ Kiploks <i>JONATHAN</i> R2✓ Thyssen <i>HARRY</i> CBO✓ Bendall <i>MICHAEL.</i> BM✓ Stevens <i>ROBIN</i>
B Grade: HR✓ Jaeger <i>CRAIG</i> R1✓ McConachy <i>P.J.</i> R2✓ Dowsett <i>IAN</i> CBO✓ Marsland <i>BARRE</i>	U 18's: HR✓ Peak <i>BRIAN</i> R1✓ Tomlinson <i>GREG</i> R2✓ Toogood <i>JOHN</i> CBO✓ Tape <i>FANNIE Gavin.</i>

Awards Night

The two trophies from ALRA are:

Referee of the Year

Mark Polden

Hobbs Trophy for Most Improved Referee

Jonathon Kiploks

If you need any further help, let me know.

Cheers,

Dennis

Senior Constable Dennis Mulroney ^{MIAEM}
 Planning Officer, Emergency & Major Event Section (32)
 South Australia Police
 Thebarton Police Barracks
 Gaol Road, THEBARTON SA 5031
 T 08 8207 4035 F 08 8207 4079 M 0401 713 800
 E dennis.mulroney@police.sa.gov.au
 W www.police.sa.gov.au
SOUTH AUSTRALIA POLICE

28/08/2008

KEEPING SA SAFE

The information contained in this message and any attachment is confidential and may also be the subject of legal, professional privilege or public interest immunity. If you are not the intended recipient, any use, disclosure or copying of this document and or its attachments is unauthorised. Please advise us by reply and then delete it from your system. Any views or opinions presented are solely those of the author and do not necessarily represent those of SAPOL.

Main Identity

From: "Nathan Aston" <nathan.aston@internode.on.net>
To: "Adelaide University Rep" <daren.potts@gmail.com>; "ALRA Liaison" <flea.bag2@bigpond.com>; "Burnside Rep 1" <trish@velocitylax.com.au>; "Brighton Rep 2" <tomkbech@bigpond.com>; "Burnside Rep 2" <martybaker@burnsidelacrosse.net>; "Burnside Rep 2" <marshall.sarahk@gmail.com>; "East Torrens Rep" <Vickery.Peter@agd.sa.gov.au>; "East Torrens Rep 2" <lee.vickery@redwingslax.com>; "Glenelg Rep" <sfalcione@westpac.com.au>; "Glenelg Rep 2" <raylenesutton@bigpond.com>; "Glenelg Rep 3" <Fiona@sacasters.com.au>; "LacrosseSA XO" <office@lacrossesa.com.au>; "North Adelaide Rep" <northadelaidelacrossejuniors@hotmail.com>; "North Adelaide Rep 2" <jrmcww@esc.net.au>; "Sturt Rep" <sturtlacrosse_kim@hotmail.com>; "Sturt Rep 2" <geue3@bigpond.net.au>; "Sturt Rep 3" <tij.brown@bigpond.com.au>; "West Torrens Rep" <thenezies@bigpond.com>; "Wilderness Rep" <jthurgood@wilderness.com.au>; "Wilderness Rep 2" <mardianddavid@internode.on.net>; "Woodville Rep" <unley@packsend.com.au>
Sent: Thursday, July 24, 2008 10:25 AM
Subject: Program Change - U13 Boys

Morning All,

I have received notification from the North Adelaide Lacrosse Club of the immediate withdrawal of their U13 boys team. This withdrawal will create a bye in this competition and will result in the below games now being byes.

26 July Brighton V North Adelaide

2 August Woodville V North Adelaide

9 August East Torrens Payneham V North Adelaide

I have spoken with Brighton this morning to advise them that their game this weekend will now be a bye. The draw will be changed shortly, but please inform your coaches of the changes.

The withdrawal of the North Adelaide U13 boys team will make them non-compliant with 11:13. The premierships ladders will be amended accordingly for all senior grades.

Regards,

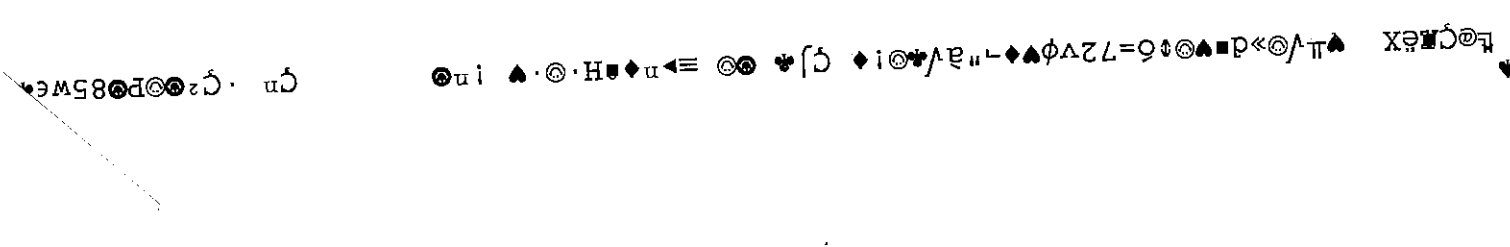
Nathan Aston
Director - Junior Competition
LacrosseSA

*NORTH ADELAIDE
ALL SENIOR TEAMS ARE
NON COMPLIANT FROM
26th July 2008.*

REMINDER - U15 Championships - Perth 2008

The second week of trials are being held this weekend. For more information on times and locations please [click here](#). or visit the LacrosseSA website.

7/28/2008



SportingPulse - Fixture for Lacrosse SA

AUSLAX MEN'S LEAGUE 2008**Season Fixture (Auslax Men's League 2008)**

RND	DATE	TIME	VENUE/COURT		HOME TEAM	vs	AWAY TEAM	
FINALS MATCHES								
1	16/08/08 (Sat)	14:50	Brighton Oval	8	Glenelg	vs	Brighton	18
	16/08/08 (Sat)	14:50	Brighton Oval #2	15	Woodville	vs	East Torrens Payneham	4
2	23/08/08 (Sat)	14:50	Findon Oval		Glenelg	vs	Woodville	
3	30/08/08 (Sat)	20:00	Finsbury Lacrosse Field		Brighton	14 vs	Undecided	18 8

This fixture proudly brought to you by the Lacrosse SA and
www.sportingpulse.com

Lacrosse SA - Local Competition (licensed to Lacrosse SA)



Fixture by Round

Lacrosse SA - leading the way

Auslax Men's League 2008

Round 3

Date	Time	Venue	Team 1	Team 2
30/08/2008	8:00 pm	Finsbury Reserve	Undecided	v Undecided

AUSLAX MEN'S LEAGUE 2008

Season Fixture (Auslax Men's League 2008)

RND	DATE	TIME	VENUE/COURT	HOME TEAM	AWAY TEAM	score	score sheets
NORMAL SEASON							
1	25/04/08 (Fri)	14:50	Findon Oval	Woodville	vs	Glenelg	12
	26/04/08 (Sat)	14:50	Gepps Cross	North Adelaide	vs	West Torrens	6
	26/04/08 (Sat)	14:50	Miller Reserve	Burnside	vs	Brighton	23
	27/04/08 (Sun)	14:50	Patterson Reserve	East Torrens Payneham	vs	Sturt	8
2	03/05/08 (Sat)	14:50	Findon Oval	Woodville	vs	Burnside	
	03/05/08 (Sat)	14:50	Finsbury Reserve	West Torrens	vs	East Torrens Payneham	
	03/05/08 (Sat)	14:50	Women's Memorial Playing Fields	Sturt	vs	North Adelaide	
	03/05/08 (Sat)	18:00	Finsbury Reserve	Glenelg	vs	Brighton	
3	10/05/08 (Sat)	14:50	Brighton Oval	Brighton	vs	Woodville	
	10/05/08 (Sat)	14:50	Miller Reserve	Burnside	vs	Glenelg	
	10/05/08 (Sat)	14:50	Patterson Reserve	East Torrens Payneham	vs	North Adelaide	
	10/05/08 (Sat)	14:50	Women's Memorial Playing Fields	Sturt	vs	West Torrens	
4	17/05/08 (Sat)	14:50	Barratt Reserve	Glenelg	vs	Sturt	
	17/05/08 (Sat)	14:50	Findon Oval	Woodville	vs	East Torrens Payneham	
	17/05/08 (Sat)	14:50	Gepps Cross	North Adelaide	vs	Brighton	
	17/05/08 (Sat)	20:45	Finsbury Reserve	West Torrens	vs	Burnside	
5	24/05/08 (Sat)	14:50	Finsbury Reserve	West Torrens	vs	Brighton	
	24/05/08 (Sat)	14:50	Gepps Cross	North Adelaide	vs	Burnside	
	24/05/08 (Sat)	14:50	Patterson Reserve	East Torrens Payneham	vs	Glenelg	
	24/05/08 (Sat)	14:50	Women's Memorial Playing Fields	Sturt	vs	Woodville	
6	31/05/08 (Sat)	14:50	Brighton Oval	Brighton	vs	Sturt	
	31/05/08 (Sat)	14:50	Findon Oval	Woodville	vs	North Adelaide	
	31/05/08 (Sat)	14:50	Finsbury Reserve	West Torrens	vs	Glenelg	
	01/06/08 (Sun)	14:50	Patterson Reserve	East Torrens Payneham	vs	Burnside	
7	04/06/08 (Wed)	18:30	Finsbury Reserve	West Torrens	vs	Woodville	
	07/06/08 (Sat)	14:50	Barratt Reserve	Glenelg	vs	North Adelaide	
	07/06/08 (Sat)	14:50	Patterson Reserve	East Torrens Payneham	vs	Brighton	
	07/06/08 (Sat)	14:50	Women's Memorial Playing Fields	Sturt	vs	Burnside	
8	14/06/08 (Sat)	14:50	Barratt Reserve	Glenelg	vs	Woodville	
	14/06/08 (Sat)	14:50	Brighton Oval	Brighton	vs	Burnside	
	14/06/08 (Sat)	14:50	Finsbury Reserve	West Torrens	vs	North Adelaide	
	14/06/08 (Sat)	14:50	Women's Memorial Playing Fields	Sturt	vs	East Torrens Payneham	
9	21/06/08 (Sat)	14:50	Brighton Oval	Brighton	vs	Glenelg	
	21/06/08 (Sat)	14:50	Gepps Cross	North Adelaide	vs	Sturt	
	21/06/08 (Sat)	14:50	Miller Reserve	Burnside	vs	Woodville	
	21/06/08 (Sat)	14:50	Patterson Reserve	East Torrens Payneham	vs	West Torrens	
10	28/06/08 (Sat)	14:50	Barratt Reserve	Glenelg	vs	Burnside	
	28/06/08 (Sat)	14:50	Findon Oval	Woodville	vs	Brighton	
	28/06/08 (Sat)	14:50	Finsbury Reserve	West Torrens	vs	Sturt	
	28/06/08 (Sat)	14:50	Gepps Cross	North Adelaide	vs	East Torrens Payneham	
11	19/07/08 (Sat)	14:50	Brighton Oval	Brighton	vs	North Adelaide	
	19/07/08 (Sat)	14:50	Miller Reserve	Burnside	vs	West Torrens	
	19/07/08 (Sat)	14:50	Patterson Reserve	East Torrens Payneham	vs	Woodville	

1st Named Team BRIGHTON

2nd Named Team WOODVILLE

LSA No.	No.	Initials	Surname (In Alphabetical Order)	Penal	Assist	Goals				Total	LSA No.	No.	Initials	Surname (In Alphabetical Order)	Penal	Assist	Goals				Total			
						1	2	3	4								1	2	3	4				
	22	A	CARTER	(2)	T III				1		III	4		9	M	BOERMA					11	III	3	
	16	G	EDWARDS		I									20	A	CARDWELL	(5)							
	9	T	FREEMAN	(3)	TT III				1		III	4	1336	7	S	GUERIN								
	7	S	GILBERT		1 III								1343	6	J	INGE	(1)				1	III	6	
	6	R	HAMILTON										2535	22	P	INGE	(2)	T	II	II			2	
	21	hr	McKINNON											8	G	LAZARUS					1	I	2	
	18	jas	McKINNON										1344	10	F	MANNING	(4)							
	23	M	MANGAN						1		I	3	1347	16	J	PANORAZIO					1	II	2	
5	19	L	PERHAM	(1)		II			1		III	5	1352	3	M	SANTI		ST	II			1	2	
	1	B	PETTIGROVE										1354	5	C	SCHICKER	(3)						1	
	15	T	RAYMOND	(5)									1355	1	J	SMITH								
	10	J	SCUMIDT										2682	2	J	WHINNEN								
	2	C	SMITH										2534	26	P	WACOMBE	(6)	T						
	17	J	LOOD FORP											15	B	ZAMIT								
														45	P	ZAMIT								
	20	W	PICKETT	(4)																				
						Totals 2 4 6 16											Totals 47 53 19							

Officials Report

Scorers
1st Team Yes No
2nd Team Yes No

Time Clock
Yes No

Green Card
Yes No

Yellow Card
Yes No

Red Card
Yes No

Correct Starting Time
Yes No

Correct Uniforms
1st Team Yes No
2nd Team Yes No

Comments

Coaches' Voting
Most Valuable Player (Senior & U17 Grades Only)

1. Name
Club No.

2. Name
Club No.

3. Name
Club No.

(Both Coaches to sign)
Name Club

Signature

Name Club

Signature

Won by WOODVILLE

Umpires/Referees

Score 16 to 19

Signified Correct... Bettelmann

1st Named Team Bettelmann

2nd Named Team Woodville

Signature _____ Name _____ Club _____
Signature _____ Name _____ Club _____
Signature _____ Name _____ Club _____

1st Named Team GLENERG 2nd Named Team WOODVILLE

LSA No.	No.	Initials	Surname (In Alphabetical Order)	Penal	Assist	Goals				Total	LSA No.	No.	Initials	Surname (In Alphabetical Order)	Penal	Assist	Goals				Total		
						1	2	3	4								1	2	3	4			
1365	5	Re	ALFORD							1		9	M	BERNAB								3	
1371	13	N	BOLTON (1)									20	A	CARROLL									
1393	2	P	GREENHALGH							2		7	S	GURLIN									
3956	10	R	KELLY (3)									6	S	INGE (5)								4	
2523	9	A	LAWMAN							4		22	P	INGE (4)								1	
1416	1	S	MORTIMER (4)							1		8	G	LARMUS								2	
1419	3	N	MORTON							3		10	C	MANNING (2)									
3957	12	C	O'DONNELL									16	J	PANGLAZIO								1	
1428	6	S	ROSS (2)							3		3	M	SAND								5	
1432	4	D	ROYNES									5	C	SCHICKEL (2)									
1443	16	C	STEVENS							1		1	J	SMITH									
1445	11	M	STILGOF									2	J	WHITING									
1450	17	N	WERT									26	P	WITKOWSKI									
1453	7	P	WHITE									15	B	ZANUS									
1436	8	M	SHEIDOW (5)									45	P	ZANUS (1)								1	
<hr/>											<hr/>												
Time Outs <u>1/11</u>						Totals <u>4</u> <u>2</u> <u>4</u> <u>5</u> <u>15</u>					Time Outs <u>1/11</u>						Totals <u>5</u> <u>6</u> <u>3</u> <u>3</u> <u>17</u>						

Officials Report

Score
 For Team: GLENERG 17
 For Team: WOODVILLE 15

Time Clock
 For: GLENERG
 For: WOODVILLE

Green Card
 For: GLENERG
 For: WOODVILLE

Yellow Card
 For: GLENERG
 For: WOODVILLE

Red Card
 For: GLENERG
 For: WOODVILLE

Correct Starting Time
 For: GLENERG
 For: WOODVILLE

Correct Uniforms
 For: GLENERG
 For: WOODVILLE

Comments

Coupons Voted
 For: GLENERG
 For: WOODVILLE

Won by WOODVILLE Score 17 to 15

Signified Correct...

1st Named Team GLENERG Umpires/Referees
 Signature [Signature] Name Campbell Club _____
 Signature [Signature] Name VICKERY Club _____

2nd Named Team WOODVILLE Umpires/Referees
 Signature [Signature] Name MICHAEL CORON Club _____
 Signature [Signature] Name S. RETALLICK Club _____

1st Named Team Woodville 2nd Named Team Glenelg

LSA No.	No.	Initials	Surname (In Alphabetical Order)	Penal	Assist	Goals				Total	LSA No.	No.	Initials	Surname (In Alphabetical Order)	Penal	Assist	Goals				Total
						1	2	3	4								1	2	3	4	
	9	M	Boerma							3/1		5	R	Alford							1
	20	A	Cardwell	T								13	N	Balton							
	7	S	Querin									2	P	Greenhalgh	T						2
	6	J	Inge	T						4		10	R	Relly							
	22	P	Inge							1/2		9	A	Lawson	F						4
	8	G	Lazrus	T						2		1	S	Martimer							1
	10	C	Manning									3	N	Morton							3
	21	E	Oswald									12	C	O'Donnell							
	16	J	Pangrazio							1/2		6	S	Robb							3
	3	M	Sakti	T						5		4	D	Royans							
	5	C	Schicker									16	C	Stevens							
	1	J	Smith	T								11	M	Stilgoe							
	2	J	Whinnen	T								17	N	Went							
	26	P	Witcombe									7	P	White	T						
	15	B	Zamit									8	M	Shedow							
	45	P	Zamit							1											
Time Outs						Totals 5 6 3 3 17					Time Outs						Totals 4 2 4 5 15				

Officials Report

Scorers
1st Team Yes No
2nd Team Yes No

Time Clock
Yes No

Green Card
Yes No

Yellow Card
Yes No

Red Card
Yes No

Correct Starting Time
Yes No

Correct Uniforms
1st Team Yes No
2nd Team Yes No

Comments

Coaches' Voting
Most Valuable Player (Senior & U17 Grades Only)

1. Name.....
Club.....No.....

2. Name.....
Club.....No.....

3. Name.....
Club.....No.....

(Both Coaches to sign)
Name.....Club.....
Signature.....
Name.....Club.....
Signature.....

Won by Woodville
Signified Correct...
1st Named Team [Signature]
2nd Named Team [Signature]
White Copy to REGISTRAR Blue Copy to CLUB Yellow Copy to UMPIRES/REFEREES

Umpires/Referees
Signature [Signature] Name Campbell Club [Signature]
Signature [Signature] Name Pickard Club [Signature]
Signature [Signature] Name McCaule Club [Signature]
S. RETALLICK

Score 17 to 15



Report from E T P

Club _____ Date 16-8-08

Round 1st Semi Grade LEAGUE Mens/Womens

1st Named Team WOODVILLE

2nd Named Team EAST TORRENS PAYNEHAM

LSA No.	No.	Initials	Surname (In Alphabetical Order)	Penal	Assist	Goals				Total	LSA No.	No.	Initials	Surname (In Alphabetical Order)	Penal	Assist	Goals				Total						
						1	2	3	4								1	2	3	4							
9	X	M	Boerna							6		16	T	BARUCH													
	26	A	Caldwell									36	M	BROWN													
	7	S	Quinn									9	N	BROWN													
	6	J	Inge							2		8	K	DEN OTTER											1		
	22	D	Inge									15	J	ECKENHOFF											2		
	8	G	Lazarus							2		11	S	GILL													
	10	C	Manning									14	B	LANGSTRETH													
	16	J	Pangrazic							1		22	T	MILDREN													
	3	M	Sart							2		18	R	PEARCE													
	5	C	Shicker									12	S	PETERSON											1		
	1	J	Smith							2		6	T	POLAND													
	2	J	Whinner									19	A	RUPPEL													
	26	D	Whitcombe									1	G	STERLE													
	15	B	Zamit									37	S	VICKERY													
	45	P	Zamit									10	T	VICKERY													
/											/																
								Totals																			
								1 4 5 5 15																			
Time Outs												Time Outs															
											Totals																
											1 1 1 1 4																

Won by WOODVILLE

Signified Correct...

1st Named Team WOODVILLE

2nd Named Team EAST TORRENS PAYNEHAM

White Copy to REGISTRAR Blue Copy to CLUB Yellow Copy to UMPIRES/REFEREES

Umpires/Referees

Signature [Signature]
 Signature [Signature]
 Signature [Signature]

Score 15 to 4

Name Michael Govee Club _____
 Name M. Palden Club _____
 Name Brian Peak Club _____
J. KIPLOKS (CBO)

Officials Report			
Referee	Yes	No	Score
Time Clock	Yes	No	
Correct Starting Time	Yes	No	
Correct Uniforms	Yes	No	
Coach's Voting	Yes	No	

1st Named Team WOODVILLE

2nd Named Team ETP

LSA No.	No.	Initials	Surname (In Alphabetical Order)	Penal	Assist	Goals				Total	LSA No.	No.	Initials	Surname (In Alphabetical Order)	Penal	Assist	Goals				Total					
						1	2	3	4								1	2	3	4						
	9	M	BERMA (1)		III	I	I	III	I	6		16	T	BARUCH	IT											
	20	A	CALDWELL (6)	T						3		36	M	BROWN	I											
-	1336	T	GUERIN	T	I					0/1		9	N	BROWN	T/III											
-	1343	6	J INGE (5)	I			II			2/4		8	K	DEW UTTER					I		I					
-	2535	22	P INGE (4)	T	III					0/7		15		ECKENHOFF			I	I				2				
	8	G	LAZARUS					II		2		11	S	GILL												
-	1343	10	C MANNING (2)	I								14	B	LANGSTREET	II											
-	1347	16	J DANERAZIO				I			I		22	T	MILDREY	I											
-	1352	3	M SANTI		III				II	2		13	R	PEARCE	IT											
-	1354	5	C SCHICKER (3)	I								12	S	PETERSON								I	I			
-	1355	1	J SMITH		I			II		2/1		6	T	POLAND	I											
-	2682	2	J WHINNEN									19	A	RUPPEL	I											
-	2534	26	P WITCOMBE		IT							1	G	STAGLE	II	I										
		15	B ZACMIT	T								37	S	VICKERY												
		45	P ZACMIT									10	T	VICKERY	I											
						Totals					14						Totals					1	1	1	1	4

Time Outs

Time Outs

Won by WOODVILLE

Signified Correct

1st Named Team WOODVILLE

2nd Named Team ETP

Umpires/Referees

Signature *[Signature]*

Signature *[Signature]*

Signature *[Signature]*

Score 15 to 4

Name Michael Gadi

Name M. Polden

Name Brian Reed

Club _____

Club _____

Club _____

J. W. Pharo (CR)

Officials Report

Score: _____
 Referee: _____
 Umpires: _____
 Signified Correct:
 Correct Starting Time:
 Correct Uniforms:
 Comments: _____
 Coach's Name: _____
 Club: _____

1st Named Team Glennelg

2nd Named Team Brighton

LSA No.	No.	Initials	Surname (In Alphabetical Order)	Penal	Assist	Goals				Total	LSA No.	No.	Initials	Surname (In Alphabetical Order)	Penal	Assist	Goals				Total
						1	2	3	4								1	2	3	4	
	5	Re	ALFORD (4)	T							22	A	CARTER	T			1	1	1	1	7-0
	13	N	BOLTON								9	T	FREEMAN (4)		1	1	1				2-4
	2	P	GREENHALGH				1		3		4	S	GILBERT	T							
	12	J	HINDS								23	M	MANGAN (3)		1	1	1	1	1	1	6-2
	10	R	KELLY								21	JAR	MACINNON								
	9	A	CANMAN					1	1		18	JAS	MACINNON (3)								
	1	S	MORTIMER (3)		1				1			R	HAMELTON								
	3	N	MORTON	T				1	1		16	R	PETTIGROVE		1						0-2
	8	C	O'DONNELL (5)								20	W	PICKETT	T				1			1-0
	6	S	ROBB	T	1				1		7	B	FRIDHAM								
	4	D	ROYANS		1				0-1		15	T	RAYMOND								
	16	C	STEVENS	T	1				0-1		10	J	SCHMIDT	T	1						0-2
	11	M	STILGOE (4)								2	C	SMITH						1		1-0
	17	N	WENT								17	J	WOODFORD (2)								
	7	P	WHITE (1)				1		1-0		19	L	PERHAM	T	1	1					0-3
											1	B	PETTIGROVE		1			1			1-2
Time Outs						Totals					Time Outs						Totals				
1 1 1 1						2 1 3 2 8					1 1						4 4 6 4 18				

Officials Report

Scorers
 1st Team Yes No
 2nd Team Yes No

Time Clock
 Yes No

Green Card
 Yes No

Yellow Card
 Yes No

Red Card
 Yes No

Correct Starting Time
 Yes No

Correct Uniforms
 1st Team Yes No
 2nd Team Yes No

Comments

Coaches' Voting
 Most Valuable Player (Senior & U17 Grades Only)

1. Name _____ Club _____ No. _____
 2. Name _____ Club _____ No. _____
 3. Name _____ Club _____ No. _____

(Both Coaches to sign)
 Name _____ Club _____
 Signature _____
 Name _____ Club _____
 Signature _____

Won by Brighton Umpires/Referees Score 8 to 18 8.14

Signified Correct... Signature _____ Name D. BYRNE Club _____
 Signature _____ Name P. VICKERY Club _____
 Signature _____ Name M. BENDALL Club _____

1st Named Team _____
 2nd Named Team Brighton

White Copy to REGISTRAR Blue Copy to CLUB Yellow Copy to UMPIRES/REFEREES

1st Named Team GLENELG 2nd Named Team BRIGHTON

LSA No.	No.	Initials	Surname (In Alphabetical Order)	Penal	Assist	Goals				Total	LSA No.	No.	Initials	Surname (In Alphabetical Order)	Penal	Assist	Goals				Total
						1	2	3	4								1	2	3	4	
1365	5	Re	ALFORD (4)	T							22	A	CARTER	T						7	
1371	13	N	BOLTON								9	T	FREEMAN						2		
1393	2	P	GREENHALGH						3		4	S	GILBERT								
2173	12	J	HINDS								23	M	MANGAN							6	
3956	10	R	KELLY								21	JAL	MACKINNON								
2523	9	A	LAWMAN						1		18	JAS	MACKINNON								
1416	1	S	MORTIMER (2)						1			R	HAMILTON								
1419	3	N	MERTON						1		16	R	PETTIGREW								
3957	8	C	O'DONNELL (5)						1		20	W	PICKETT						1		
1428	6	S	ROBB						1		7	B	PRIDHAM								
1432	4	D	ROYNES								15	T	RAYMOND								
1443	16	C	STEVENS								10	J	SCHMIDT								
1445	11	M	STILECOE ... (2)								2	C	SMITH								
1450	17	N	WENT								17	J	WOODFORD						1		
1453	7	P	WHITE ... (1)						1		19	L	PERMAN								
											1	A	PETTIGREW						1		
										<p>Time Outs <u>1/1/1</u> Totals <u>2 1 3 2 8</u> Time Outs <u>1/1</u> Totals <u>4 4 6 4 18</u></p>											

Won by BRIGHTON
 Signified Correct...
 1st Named Team
 2nd Named Team Batholme

Umpires/Referees
 Signature [Signature]
 Signature [Signature]
 Signature [Signature]

Score 18 to 8
 Name D. EYRE Club
 Name P. VICKERS Club
 Name HARDIE Club
M BENDALL

Officials Report

Score: 18 to 8

Time Check: Yes No

Green Card: Yes No

Yellow Card: Yes No

Red Card: Yes No

Correct Starting Time: Yes No

Correct Uniforms: Yes No

Comments:

Coach's Rating: Excellent Good Fair Poor



Named Team BRIGHTON

2nd Named Team EAST TORRENS PAYNEHAM

LSA No.	No.	Initials	Surname (In Alphabetical Order)	Penal	Assist	Goals				Total	LSA No.	No.	Initials	Surname (In Alphabetical Order)	Penal	Assist	Goals				Total
						1	2	3	4								1	2	3	4	
	22	A	center	T					2		16	T	BARUCH								
	21	J	Edwards								36	M	BROWN								
	9	T	Freeman						2		9	N	BROWN (3)								
	4	S	Gilbert	T					2		8	K	DEW OTTER								1
	6	R	Hamilton								15	J	ECKENHOFF								
	1	JAR	Mackinnon								11	S	GILL								
	18	JAS	Mackinnon	T							25	C	KIRTON								
	23	M	Mangan						2		14	B	LANGSTRETH	T							
	19	L	Derham						2		18	R	PEARCE								
	5	R	Pettigrove								12	S	PETERSON	TT							
	20	N	Pickett						2		6	T	POLAND								
	7	B	Richardson								19	A	RUPPEL	T							1
	10	V	Schmidt								1	G	STEELE (2)								3
	2	C	Smith								37	S	VICKERY								
	17	J	Woolford								10	T	VICKERY (1)								
						Totals 6 3 2 1 12											Totals 2 1 - 2 5				

Officials Report

Scorers
 Referee
 Umpire
 Green Card
 Yellow Card
 Red Card
 Correct Starting Time
 Correct Lineups
 Comments
 Coach's Writing
 Match Report Form
 Player's Report Form
 Club's Report Form
 Referee's Report Form
 Umpire's Report Form
 Player's Report Form
 Club's Report Form
 Referee's Report Form
 Umpire's Report Form

Won by Brighton Umpires/Referees Score 12 to 5
 Signified Correct... Signature [Signature] Name D. HIPS Club _____
 1st Named Team Brighton Signature [Signature] Name M. Polden Club _____
 2nd Named Team East Torrens Payneham Signature [Signature] Name Brian Pook Club _____

1st Named Team BURNSIDE

2nd Named Team STURT

LSA No.	No.	Initials	Surname (In Alphabetical Order)	Penal	Assist	Goals				Total	LSA No.	No.	Initials	Surname (In Alphabetical Order)	Penal	Assist	Goals				Total
						1	2	3	4								1	2	3	4	
1100	14	S	BROOKES (4)	T	1				1		77	S	ANDERSON	T							
1101	5	O	BROWN			1			1		49	C	DE MELLO (5)								
1104	32	S	CONNELLY				1	1	2		26	M	FALLOON								
	12	C	DINDLER			1		1	2		31	M	FORBES								
1114	78	C	GOWER (2)	T							34	M	FORBES (4)	T	13					1	
1121	72	D	KILDERRY								38	N	GERE								
1126	44	W	LITCHFIELD								69	A	HAMILTON				1			2	
1128	7	P	MARSHALL		1		1		3		29	J	KIRKWOOD				1			1	
	24	B	MARTIN				1	1	2		46	R	MAULEY								
1133	1	A	MUNRO (5)								16	M	NORTON (3)		1		1		1	3	
1134	27	B	MUXLEW								3	A	STONE		1						
1135	18	N	MUXLEW (1)					1	1		33	R	STONE (1)		11						
	3	S	OLESEN		1						19	N	WAPPER			11			1	1	
	8	K	SANDOW								47	M	WORRALL		11						
1146	29	M	SINCLAIR ROSS (3)		1	1			1		53	M	CAPRIOTTI (2)								
						Totals 1 6 3 3 13										Totals 4-3 1 8					

Won by BURNSIDE Umpires/Referees Score 13 to 8
 Signified Correct... GRAD CAMPBELL Signature [Signature] Name M. [Name] Club _____
 1st Named Team [Signature] Signature [Signature] Name S. RETALLICK Club _____
 2nd Named Team [Signature] Signature [Signature] Name Campbell Club _____

Officials Report

Referee: Yes No
 Time Clock: Yes No
 Green Card: Yes No
 Yellow Card: Yes No
 Red Card: Yes No
 Correct Starting Time: Yes No
 Correct Lineup: Yes No
 Comments: _____

Captain: _____
 Vice Captain: _____
 1st Sub: _____
 2nd Sub: _____
 3rd Sub: _____
 4th Sub: _____
 5th Sub: _____
 6th Sub: _____
 7th Sub: _____
 8th Sub: _____
 9th Sub: _____
 10th Sub: _____

1st Named Team NORTH ADLAIDE 2nd Named Team GLENELG

LSA No.	No.	Initials	Surname (In Alphabetical Order)	Penal	Assist	Goals				Total	LSA No.	No.	Initials	Surname (In Alphabetical Order)	Penal	Assist	Goals				Total																		
						1	2	3	4								1	2	3	4																			
	42	B	ALFORD							1365	18	R	ALFORD	T																									
	1	C	BARKER							1371	13	N	BOLTON	(4)							1																		
	18	B	CHARLES							1373	18	C	BRYANT																										
	12	R	GASPARI		1				1	1393	2	P	ERDMAN	(3)	T						3																		
	27	A	KILFORD	1						2173	12	J	HINDS								2																		
	23	P	MCCONNELL							2523	9	A	LAWMAN	(5)	T	1					1																		
	8	S	MORRIS				1		1	1416	1	S	MORTIMER	(2)							4																		
	15	T	MORRIS							1419	3	N	MORTON								1																		
	7	L	ROBERTS	1	1					3957	10	C	O'DONNELL	11							1																		
	19	Don	ROBERTSON	11						1428	6	S	ROYLS	(1)	111						2																		
	25	B	TWIGGS							1432	4	D	ROYLES																										
	29	C	TWIGGS		1					1443	16	C	STEVENS								1																		
	22	N	TWISK				1		1	1445	11	M	STILGSE																										
	24	C	TUCKER		1				1	1450	17	N	WENT																										
	9	H	SWAIN							1453	7	P	WHIR																										
<i>[Signature]</i>										<i>[Signature]</i>																													
Time Outs <u>11</u>										Totals <u>2</u> <u>0</u> <u>0</u> <u>2</u> <u>4</u>										Time Outs <u>11</u>										Totals <u>1</u> <u>7</u> <u>3</u> <u>5</u> <u>16</u>									

Officials Report

Scorers
1st Team Yes No
2nd Team Yes No

Time Clock
Yes No

Green Card
Yes No

Yellow Card
Yes No

Red Card
Yes No

Correct Starting Time
Yes No

Correct Uniforms
1st Team Yes No
2nd Team Yes No

Comments

Coaches' Voting
(Senior & U17 Grades Only)

1. Name S. ROBB
Club GLE No 6

2. Name C. BARKER
Club NA No 1

3. Name S. MORTON
Club GLE No 1

(Both Coaches to sign)
Name Kent Club GLE
Signature [Signature]

Name [Signature] Club [Signature]
Signature [Signature]

Won by GLENELG Umpires/Referees Score 16 to 4

Signified Correct... Signature [Signature] Name TUCKER Club _____

1st Named Team NORTH ADLAIDE Signature [Signature] Name HARRIS Club _____

2nd Named Team GLENELG Signature [Signature] Name MCCONNELL Club _____

1st Named Team NORTH ADELAIDE 2nd Named Team GLENELG

LSA No.	No.	Initials	Surname (In Alphabetical Order)	Penal	Assist	Goals				Total	LSA No.	No.	Initials	Surname (In Alphabetical Order)	Penal	Assist	Goals				Total
						1	2	3	4								1	2	3	4	
	42	B	ALFORD								5	Re	ALFORD								
	1	C	BARICKER (1)								13	N	BOLTON (4)					1			1
	18	B	CHARLES						1		18	G	BRYANS								
	12	R	GASPARI								2	P	GREENWALCH (3)			1				1	3
	27	A	KILFORD								12	J	HINDS							1	2
	23	P	M'CONNELL (4)								9	A	LAWMAN (5)								1
	8	S	MORRIS						1		1	S	MORTIMER (2)							1	4
	15	T	MORRIS								3	M	MORTON							1	1
	7	L	ROBERTS (3)								10	C	O'DONNELL								1
	19	D	ROBERTSON								6	S	ROBB (1)								2
	25	B	TWIGGS (2)								4	D	ROYANS								1
	29	C	TWIGGS (5)								16	C	STEVENS								4
	22	N	TWISK						1		11	M	STILGOE								1
	24	C	TUCKER						1		17	N	NENT								1
	9	H	SWAINE								7	P	WHITE								1
						Totals 2 / 1 / 24										Totals 27 3 5 1					

Won by Glenelg
 Signified Correct...
 1st Named Team NORTH ADELAIDE
 2nd Named Team GLENELG

Umpires/Referees
 Signature P. VICKERY
 Signature H. ROBEY
 Signature M. CARNEY

Score 10 to 4
 Name P. VICKERY Club _____
 Name H. ROBEY Club _____
 Name M. CARNEY Club _____

Officials Report

Scorers
 Not Used Yes No Ref
 Just Used Yes No Ref

Player Checks
 Yes No

Green Card
 Yes No

Yellow Card
 Yes No

Red Card
 Yes No

Correct Starting Team
 Yes No

Correct Lineups
 Not Used Yes No
 Just Used Yes No

Comments

Coaching Warnings
 None Available Please
 Name & Club (Green Card)

1. Name _____ Club _____
 2. Name _____ Club _____
 3. Name _____ Club _____
 4. Name _____ Club _____
 5. Name _____ Club _____
 6. Name _____ Club _____
 7. Name _____ Club _____
 8. Name _____ Club _____
 9. Name _____ Club _____
 10. Name _____ Club _____
 11. Name _____ Club _____

1st Named Team WOODVILLE

2nd Named Team WEST TORRENS

LSA No.	No.	Initials	Surname (In Alphabetical Order)	Penal	Assist	Goals				Total	LSA No.	No.	Initials	Surname (In Alphabetical Order)	Penal	Assist	Goals				Total						
						1	2	3	4								1	2	3	4							
	21	M	BOERMA							3/4	5	M	HEARD														
	14	J	DOWLING								6	M	HARLEY														
	7	S	GUERIN	T					0/2		12	L	LITTLE														
	6	T	INGE (1)						6/2		13	D	JONKSTON (4)								2						
	10	C	MANNING								17		EDVERT	T													
	16	J	PANERAZIO (3)						7/2		22	K	PHAM														
	3	M	SAINTI						2/2		25	J	GLAZEROCK								1						
	1	J	SMITH						1/1		26	C	JONKSTON (1)								4						
	11	M	SMITH (5)								32	H	PEARCE														
	5	C	SCHICKER (2)						1		36	D	RICHARDSON														
	8	M	TANSEL (4)								40	D	SLOWAN														
	2	J	WAINEN								18	D	EDWARDS (2)														
	26	D	WITCOMBE								7	J	LAZAGRADE (3)														
	15	B	ZAMIT																								
	45	P	ZAMIT																								
										<i>[Handwritten Signature]</i>																	
Time Outs				<input checked="" type="checkbox"/>				Totals				3				5				7				22			
										<i>[Handwritten Signature]</i>																	
Time Outs				<input checked="" type="checkbox"/>				Totals				2				1				4				7			

Won by WOODVILLE

Umpires/Referees

Score 22 to 7

Signified Correct. *[Signature]*

Signature *[Signature]* Name PEG MOLLISON Club AURA

1st Named Team *[Signature]*

Signature *[Signature]* Name CRIS JOEBEL Club _____

2nd Named Team *[Signature]*

Signature *[Signature]* Name JR TOO GOOD Club _____

Officials Report

Score: _____

Time Clock: _____

Green Card: _____

Yellow Card: _____

Red Card: _____



Correct Starting Time: _____

Correct Uniforms: _____

Comments: _____

Continued Voting: _____

1st Named Team Woodville 2nd Named Team West Torrens

LSA No.	No.	Initials	Surname (In Alphabetical Order)	Penal	Assist	Goals				Total	LSA No.	No.	Initials	Surname (In Alphabetical Order)	Penal	Assist	Goals				Total
						1	2	3	4								1	2	3	4	
	21	M	BOERMA							3		5	M	HEARD							
	14	J	DOWLING		"							6	M	HARVEY							
	7	S	HUTCHIN		"							22	HARVEY								
	6	J	INGE		"					6		12	L	LITTLE							
	10	C	MANNING		"					7		13	J	JOHNSTON							2
	16	T	PANGARMO		"					7		17	R	COVERT							
	3	M	SANT		"					2		22	H	HAN							
	1	J	SMITH		"					1		23	A	GUMBRIDGE							
	11	M	SMITH		"							25	J	GUMBRIDGE							4
	5	R	SCHILLER	"	"					1		26	L	JOHNSTON							
	8	M	TANSELL		"							31	M	PEARCE	"						
	2	J	WHINMAN		"							28	R	SIMPSON							
	20	D	WITCOMBE		"					1		36	D	RICHARDSON							
	15	R	ZAMIT		"							40	D	SLOAN							
	45	R	ZAMIT		"					1		18	D	EDWARDS							
											<div style="text-align: center;">   </div>										
Time Outs <u>1</u>											Time Outs <u>1</u>										
Totals 3 5 7 7 22											Totals 2 1 4 0 7										

Officials Report



Scorers
 Referee
 Time Clock
 Green Card
 Yellow Card
 Red Card
 Correct Starting Team
 Correct Uniforms
 Comments
 Corrected Writing
 (With Signature Power)
 Name
 Club
 Signature

Won by WOODVILLE Umpires/Referees Score 22 to 7

Signified Correct...
 1st Named Team Woodville Signature Rob Mollison Name Rob Mollison Club over
 2nd Named Team West Torrens Signature Craig Jarbek Name CRAIG JARBCK Club
 Signature JA Teague Name JA Teague Club

1st Named Team BURNSIDE

2nd Named Team EAST TORRENS PAYNENAM

LSA No.	No.	Initials	Surname (In Alphabetical Order)	Penal	Assist	Goals				Total	LSA No.	No.	Initials	Surname (In Alphabetical Order)	Penal	Assist	Goals				Total	
						1	2	3	4								1	2	3	4		
	14	S	BROOKES						1		16	T	BARUCH (3)									3
	5	O	BROWN	3							36	M	BROWN	11								
	32	S	CONNELY	1					1		9	N	BROWN									
	12	C	DINDLER						2		8	K	DEN OYER									2
	78	C	GOWER (2)								15	J	ECKENHOFF									1
	72	D	KILDERY								11	S	GILL (4)									
	44	W	LITCHFIELD								27	S	GILL									
	7	D	MARSHALL						2		25	C	KIRTON									1
	24	B	MARTIN (3)						1		14	B	LANGFRETHER	11								1
	1	A	MUNRO								18	R	PEARCE	11								
	27	B	MUXLOW (5)	11							12	S	PETERSON (2)	1								4
	18	N	MUXLOW (1)								6	T	POLAND									2
	8	K	SINDON								1	G	STEENE (1)									4
	29	M	SINCLAIR (4)	122					1		37	S	VICKERY (5)									8
											10	T	VICKERY									
																						
Time Outs <u>1</u>										Time Outs <u>1</u>												
Totals <u>2</u> <u>1</u> <u>2</u> <u>3</u> <u>8</u>										Totals <u>3</u> <u>4</u> <u>6</u> <u>5</u> <u>18</u>												

Won by E.T.P.
 Signified Correct...
 1st Named Team BURNSIDE
 2nd Named Team EAST TORRENS PAYNENAM
 White Copy to REGISTRAR Blue Copy to CLUB Yellow Copy to UMPIRES/REFEREES

Umpires/Referees
 Signature [Signature] Name M. McNeil Club [Club]
 Signature [Signature] Name S. L. PLOTT Club [Club]
 Signature [Signature] Name D. J. MCNEIL Club [Club]
S. RETAILICK

Officials Report

Scorers
 1st Team: [] [] [] [] []
 2nd Team: [] [] [] [] []

Time Clock
 [] [] [] [] []

Green Card
 [] [] [] [] []

Yellow Card
 [] [] [] [] []

Red Card
 [] [] [] [] []

Official Starting Time
 [] [] [] [] []

Official End Time
 [] [] [] [] []

Comments

Captain: []
 Vice-Captain: []
 Coach: []
 Referee: []
 Timekeeper: []
 Umpire: []
 Photographer: []

1st Named Team BURNSIDE 2nd Named Team ETP

LSA No.	No.	Initials	Surname (In Alphabetical Order)	Penal	Assist	Goals				Total	LSA No.	No.	Initials	Surname (In Alphabetical Order)	Penal	Assist	Goals				Total
						1	2	3	4								1	2	3	4	
	14	S	BROOKES	1	1	1				1		16	T	BARUCH	1	11	1	1			13
	5	O	BROWN	3								36	M	BROWN							
	32	S	CONNELLY	11111					1			9	N	BROWN	111						
	12	C	DINDLER	1		1			1	2		8	K	DEN OTTER				1		1	2
	78	C	GOWER (2)	1								15	J	ECKENHOFF			1				1
	72	D	KILDERRY									11	S	GILL		1					
	104	W	LITCHFIELD									27	S	GILL							
	7	P	MARSHALL				1	1	2			25	C	KIRTON							
	24	B	MARTIN (3)					1	1			14	B	LANGSTRETH	111			1			1
	1	A	MUNRO	1								18	R	PEARCE	1111						
	27	B	MUXLOW (5)	11	1							12	S	PETERSON	1	1	1		11	1	4
	18	N	MUXLOW (1)									6	T	POLAND		1			1	1	2
	8	K	SANDOW									1	G	STEELE	1	1		1	1111	1	5
	29	M	SINCLAR-ROSS (4)	122		1			1			37	S	VICKERY							
												10	T	VICKERY	1						
										Totals											
Time Outs 11										Time Outs 1 11											
Totals 2 1 2 3 8										Totals 3 4 6 5 18											

Officials Report

Scorers
1st Team Yes No
2nd Team Yes No

Time Clock
Yes No

Green Card
Yes No

Yellow Card
Yes No

Red Card
Yes No

Correct Starting Time
Yes No

Correct Uniforms
1st Team Yes No
2nd Team Yes No

Comments

Coaches' Voting
Most Valuable Player (Senior & U17 Grades Only)
1. Name G STEELE
Club ETP No. 1
2. Name N MUXLOW
Club BURNSIDE No. 18
3. Name S PETERSON
Club ETP No. 12
(Both Coaches to sign)
Name [Signature] Club [Signature]
Signature [Signature]
Name S VICKERY Club ETP
Signature [Signature]

Won by ETP Umpires/Referees Score 18 to 8
 Signified Correct... Signature [Signature] Name M. O'NEILL Club [Signature]
 1st Named Team [Signature] Signature [Signature] Name [Signature] Club INCOMPETENT + PREVIOUS
 2nd Named Team [Signature] Signature [Signature] Name DJ MUXLOW Club [Signature]
 White Copy to REGISTRAR Blue Copy to CLUB Yellow Copy to UMPIRES/REFEREES
S. RETALLICK

1st Named Team NORTH ADELAIDE

2nd Named Team WOODVILLE

LSA No.	No.	Initials	Surname (In Alphabetical Order)	Penal	Assist	Goals				Total	LSA No.	No.	Initials	Surname (In Alphabetical Order)	Penal	Assist	Goals				Total
						1	2	3	4								1	2	3	4	
	42	B	ALFORD	I		1	1			3		20	A	CARDWELL	I						
	1	C	BARKER								(5)	14	J	DOWLING	TI						
	18	B	CHARLES	T								7	S	GUERIN			1				1
	12	R	GASPARI	II							(3)	6	J	INGE	T	IIII					0 1/2
	27	A	KILFORD									22	P	INGE							11
	23	P	MCGONNELL	II								10	C	MANNING	I						11
	8	S	MORRIS				1			1		16	J	PANGRAZIO				1			1
	7	L	ROBERTS	II	I							3	M	SANTI		I	III				11
	10	D	ROBERTSON								(1)	5	C	SCHICKER	I						6
	34	G	SHELDON	I								1	J	SMITH							9 1/2
	25	B	TWIGG				1			1	(4)	2	J	WHINER		II					
	29	C	TWIGG									26	P	LITCOMBE	TI	III					
	22	N	TWISK	I								15	B	ZAMIT							
	24	C	TUCKER		I		1			1	(5)	45	P	ZAMIT							
	9	H	SWANE									8	G	LAZURAS			1	1	1		11
Time Outs <input checked="" type="checkbox"/> <input checked="" type="checkbox"/>											Time Outs <input checked="" type="checkbox"/>										
Totals 22											Totals 53										
2-6											1-6										
6											15										

Officials Report

Scoring
 For Time: Yes No
 For Time: Yes No

Time Clock
 Yes No

Green Card
 Yes No

Yellow Card
 Yes No

Red Card
 Yes No

Correct Starting Time
 Yes No

Correct Line Form
 Yes No

Comments

Coach's Voting
 Yes No



Won by WOODVILLE Umpires/Referees Score 15 to 6

Signified Correct... Signature [Signature] Name Brian Peak Club _____

1st Named Team [Signature] Signature _____ Name C Coulson Club ALRA

2nd Named Team [Signature] Signature _____ Name _____ Club _____

1st Named Team NORTH ADELAIDE 2nd Named Team WOODVILLE

LSA No.	No.	Initials	Surname (In Alphabetical Order)	Penal	Assist	Goals				Total	LSA No.	No.	Initials	Surname (In Alphabetical Order)	Penal	Assist	Goals				Total
						1	2	3	4								1	2	3	4	
	42	B	ALFORD (4)							3		20	A	CARDWELL							
	1	C	BARKER (1)									14	J	DOWLING (2)							
	18	B	CHARLES									7	S	GUERIN							1
	12	R	GASPARI									6	J	INGE (3)							
	27	A	KILFORD									22	P	INGE							2
	23	P	M'CONNELL (5)									10	C	MANNING							
	8	S	MORRIS							1		16	J	PANGRAZIO							1
	7	L	ROBERTS									3	M	SANTI							6
	10	D	ROBERTSON									5	C	SCHICKER (1)							
	34	B	SHELDON (2)									1	J	SMITH							
	25	B	TWIGGS (3)							1		2	J	WHINNEN (4)							
	29	C	TWIGGS									26	P	WITCOMBE							
	22	N	WISK									15	B	ZAMIT							
	24	C	TUCKER							1		45	P	ZAMIT (5)							
	9	H	SWAINE									8	G	LAZARAS							5
																					
Time Outs <u>1</u> <u>11</u>											Time Outs <u>1</u> <u>11</u>										
Totals <u>7</u> <u>22</u> <u>1</u> <u>6</u>											Totals <u>5</u> <u>31</u> <u>0</u> <u>15</u>										

Officials Report

Scorers
 1st Team Yes No
 2nd Team Yes No

Time Clock
 Yes No

Green Card
 Yes No

Yellow Card
 Yes No

Red Card
 Yes No

Correct Starting Time
 Yes No

Correct Uniforms
 1st Team Yes No
 2nd Team Yes No



Comments



Coaches' Voting
 Most Valuable Player (Senior & U17 Grades Only)

1. Name C. SCHICKER
 Club WV No. 5

2. Name CON BARKER
 Club NA No. 1

3. Name J. DOWLING
 Club WV No. 14

(Both Coaches to sign)
 Name STEVEN Club NA
 Signature 
 Name MATTHEW Club WV
 Signature 

Won by WOODVILLE Umpires/Referees Score 15 to 6
 Signified Correct. Signature  Name Brian Peake Club _____
 1st Named Team North Adelaide Signature  Name A Tomlinson Club ALRA
 2nd Named Team WV Signature _____ Name _____ Club _____

1st Named Team

GLENERG

2nd Named Team

WEST BOLLING

LSA No.	No.	Initials	Surname (In Alphabetical Order)	Penal	Assist	Goals				Total	LSA No.	No.	Initials	Surname (In Alphabetical Order)	Penal	Assist	Goals				Total		
						1	2	3	4								1	2	3	4			
1365	5	Re	ALFORD									8	J	HARLEY									
1371	13	H	BOLTON									6	M	HARLEY							1		
1393	2	P	GREENHALGH (3)						6			5	M	HUBRO (3)									
2173	12	J	HINDS						1			7	J	CARRAGANIDE									
3956	15	R	KELLY									12	L	LITTLE									
2523	9	A	LAWMAN (2)						6			13	D	JOHNSON (2)							2		
1446	1	S	MORTIMER (1)						6			17	R	COVELL (1)									
1449	3	N	MORTON						1			18	D	EDWARDS (5)									
1428	6	S	ROBIS						1			22	K	PHAM									
1432	4	D	REYNOLDS									23	A	GLAZBROOK									
1436	8	M	SHELDON									25	J	GLAZBROOK (4)							1		
1443	16	C	STEVENS									26	C	JOHNSON									
1445	11	M	STILGEE									32	H	PEWEE							1		
1450	17	N	WENT (5)	21								35	R	SIMPSON									
1453	7	P	WHITE (4)									36	D	REICHLUSSON									
<i>P. Vickery</i>											<i>P. Vickery</i>												
Time Outs						Totals						Time Outs						Totals					
/ / /						536721												01225					

Won by GLENERG
 Signified Correct...
 1st Named Team
 2nd Named Team

Umpires/Referees
 Signature *P. Vickery*
 Signature *M. Bendall*
 Signature

Score 21 to 5
 Name P. VICKERY Club
 Name M. BENDALL Club
 Name Club

Officials Report			
Accepted	Yes	No	
Time Clock	Yes	No	
Green Card	Yes	No	
Yellow Card	Yes	No	
Red Card	Yes	No	
Correct Scoring Time	Yes	No	
Correct Uniforms	Yes	No	
Correctly	Yes	No	
Equipment Working	Yes	No	
Match Report Filed	Yes	No	
Score Book Filed	Yes	No	
Time Book Filed	Yes	No	
Umpire/Referee Report	Yes	No	
Umpire/Referee Report	Yes	No	
Umpire/Referee Report	Yes	No	
Umpire/Referee Report	Yes	No	
Umpire/Referee Report	Yes	No	
Umpire/Referee Report	Yes	No	
Umpire/Referee Report	Yes	No	
Umpire/Referee Report	Yes	No	
Umpire/Referee Report	Yes	No	
Umpire/Referee Report	Yes	No	
Umpire/Referee Report	Yes	No	
Umpire/Referee Report	Yes	No	
Umpire/Referee Report	Yes	No	

1st Named Team Glenside

2nd Named Team West Torrens

LSA No.	No.	Initials	Surname (In Alphabetical Order)	Penal	Assist	Goals				Total	LSA No.	No.	Initials	Surname (In Alphabetical Order)	Penal	Assist	Goals				Total
						1	2	3	4								1	2	3	4	
	5	R	ALFORD	11	1							8	J	HARLEY	1	1					
	13	N	BOLTON	1								6	M	HARLEY				1			1
	2	P	GHEERTHAZAN						6			5	M	HEARD							
	12	J	HINDS				1		1			7	J	CABAGRANDE							
	15	R	KELLY	11								12	L	LITTLE							
	9	A	LAUMAN		11	1	1	1	6			13	D	JOHNSTON	11			1	1	2	
	1	S	MORTIMER			1	1	1	6			17	R	COVERT							
	3	N	MORTON		1				1			18	D	EDWARDS	11						
	6	S	ROBB		11	1			1			22	K	PHAM	11						
	4	D	RYANS									23	A	GLAZBROOK	11						
	8	M	SHEKOW									25	J	GLAZBROOK				1		1	
	16	C	STEVENS									26	C	JOHNSTON	1						
	11	M	STILGOE									32	H	PEARCE					1		1
	17	N	WENT	11								35	R	SIMPSON		1					
	7	P	WHITE									36	D	RICHARSON							
<i>P. Vicker</i>						<i>P. Vicker</i>															
Totals						5	3	6	1	21	Totals						0	1	2	2	5

Officials Report

Scorers
 1st Team Yes No
 2nd Team Yes No

Time Clock
 Yes No

Green Card
 Yes No

Yellow Card
 Yes No

Red Card
 Yes No

Correct Starting Time
 Yes No

Correct Uniforms
 1st Team Yes No
 2nd Team Yes No

Comments

Coaches' Voting
 Most Valuable Player
 (Senior & U17 Grades Only)

1. Name.....
 Club.....No.....

2. Name.....
 Club.....No.....

3. Name.....
 Club.....No.....

(Both Coaches to sign)
 Name.....Club.....
 Signature.....
 Name.....Club.....
 Signature.....

Won by Glenside
 Signified Correct...
 1st Named Team Glenside
 2nd Named Team West Torrens

Umpires/Referees Score 21 to 5
 Signature *P. Vicker* Name P. VICKER Club _____
 Signature *M. Barton* Name M. Barton Club _____

1st Named Team STURT

2nd Named Team Brighton

LSA No.	No.	Initials	Surname (In Alphabetical Order)	Penal	Assist	Goals				Total	LSA No.	No.	Initials	Surname (In Alphabetical Order)	Penal	Assist	Goals				Total		
						1	2	3	4								1	2	3	4			
	72	S	ANDERSON					1		1-0		22	A	CARTER	5	1		1	1	1	1	5-1	
	4	C	AVERAY	1	1	1		1		2-3		16	B	EDWARDS									
	26	M	FALLOON									9	T	FREEMAN		1		1				4-3	
	41	T	FALLOON					1		1-0		4	S	GILBERT	1	1						1-1	
	31	Ma	FORBES					1		1-0		6	R	HAMILTON									
	34	Mi	FORBES									21	JAR	MACKINNON									
	38	N	GERE									18	JAS	MACKINNON									
	69	A	HAMLLTON						1	2-0		23	M	MANGAN		1	1		1			3-1	
	29	J	KIRKWOOD	1	1			1	1	2-1		19	L	PERHAM		1				1		2-0	
	22	A	MACHNER									15	R	PETTIGROVE		1		1				1-1	
	16	M	NORTON		1	1				1-1		20	W	PICKETT	3	1	1	1	1			2-3	
	3	A	STONE	1	1							7	B	BRIDHAM		1							
	33	R	STONE					1		1-0		10	J	SCHMIDT	4								
	19	N	WAPPER									2	C	SMITH		1							
	47	M	WORRELL	1								17	J	WOODFORD	2		1					1-0	
	/																						
Time Outs						Totals 2 1 5 3 11						Time Outs						Totals 4 6 6 3 19					

Won by Brighton
 Signified Correct...
 1st Named Team Maveray
 2nd Named Team Brighton

Umpires/Referees
 Signature J.R. Toogood Name Campbell Club _____
 Signature D. Fire Name D. FIRE Club _____
 Signature J.R. Toogood Name J.R. TOOGOOD Club _____

Score 19 to 11 ¹⁶

Officials Report

Referee
 Club Name: _____ No. _____
 Ref. Name: _____ No. _____

Umpire
 Club Name: _____ No. _____
 Ump. Name: _____ No. _____

Time
 Start Time: _____
 End Time: _____

Comments

Exposure
 Exposed: _____
 Injured: _____

1st Named Team Sturt 2nd Named Team Brighton

LSA No.	No.	Initials	Surname (In Alphabetical Order)	Penal	Assist	Goals				Total	LSA No.	No.	Initials	Surname (In Alphabetical Order)	Penal	Assist	Goals				Total
						1	2	3	4								1	2	3	4	
	72	S	Anderson						1		22	A	Carter						5		
2187	4	C	Averay	T	III	I			2 ³		16	B	Edwards								
2034	26	M	Falloon								9	T	Freeman		III		III		4		
	41	T	Falloon						1		4	S	Gilbert		I				1		
2036	31	Ma	Forbes (5)						1		6	R	Hamilton								
2037	34	Mi	Forbes								21	Jar	Mackinnon								
	38	N	Gere								18	Jas	Mackinnon								
2044	69	A	Hamilton (3)						2		23	M	Mangan			II		I	3		
2185	29	J	Kirkwood	I					2		19	L	Perham					II	2		
2049	22	A	Machner (4)								15	R	Pettigrove					I	1		
2057	16	M	Norton						1		20	W	Pickett	I	II		I	I	2		
2069	3	A	Stone	T					-1		7	B	Bridham								
2070	33	R	Stone (1)						1		10	J	Schmidt								
2966	19	N	Wapper						-1		2	C	Smith								
	47	M	Worrall (2)	I							17	J	Woodford						I		
/										/											
Time Outs <input checked="" type="checkbox"/> <input checked="" type="checkbox"/>										Time Outs <input checked="" type="checkbox"/> <input checked="" type="checkbox"/>											
Totals 2 1 5 3 11										Totals 4 6 6 3 19											

Won by Brighton Umpires/Referees _____ Score 19 to 11
 Signified Correct... Signature _____ Name Campbell Club _____
 1st Named Team Maveray Signature _____ Name D. Ellis Club _____
 2nd Named Team J. Batholomew Signature _____ Name J.R. Toolson Club AIDA

Officials Report

Scorebook
 1st Team: Pen: No. No. 1
 2nd Team: Pen: No. No. 1

Time Clock
 Pen: No. No. 1

Green Card
 Pen: No. No. 1

Yellow Card
 Pen: No. No. 1

Red Card
 Pen: No. No. 1

Correct Starting Time
 Pen: No. No. 1

Correct Uniforms
 1st Team: Pen: No. No. 1
 2nd Team: Pen: No. No. 1

Comments

Cooper Writing
 (Faint text)

1st Named Team GLENELG

2nd Named Team EAST TORRENS PAYNEHAM

LSA No.	No.	Initials	Surname (In Alphabetical Order)	Penal	Assist	Goals				Total	LSA No.	No.	Initials	Surname (In Alphabetical Order)	Penal	Assist	Goals				Total		
						1	2	3	4								1	2	3	4			
	5	RE	ALFORD								16	T	BARUCH (5)								1		
	13	N	BOLTON								36	M	BROWN (3)										
	2	P	GREENHALGH						2		9	N	BROWN	T									
	12	J	HINDS								8	K	DEN OTER										
	15	R	KELLY								15	J	ECKENHOFF										
	9	A	LAWMAN						1		11	S	GILL	T							1		
	1	S	MORTIMER						3		27	S	GILL										
	3	N	MORTON						3		25	C	KIRTON										
	10	C	O'DONNELL								14	B	LANGRETH (6)								1		
	6	S	ROBB						1		18	R	PEARCE (4)	T									
	8	M	SHEIDOW								12	S	PETERSON (2)								3		
	16	C	STEVENS						3		6	T	POLAND								2		
	11	M	STILGOS (1)								1	G	SPEELE										
	17	N	WENT								37	S	VICKERY										
	7	P	WHITE								10	T	VICKERY (1)										
						Totals				3					Totals				2	1	3	2	8

Officials Report

Scorers
 1st Team 2nd Team
 3rd Team 4th Team

Time Clock
 Yes No

Green Card
 Yes No

Yellow Card
 Yes No

Red Card
 Yes No

Correct Starting Time
 Yes No

Correct Uniforms
 1st Team 2nd Team
 3rd Team 4th Team

Comments

Coaching Notes
 1st Team: _____
 2nd Team: _____
 3rd Team: _____
 4th Team: _____

Won by _____ to _____
 Score _____ to _____

Umpires/Referees
 Signature _____ Name D. HARE Club _____
 Signature _____ Name CRAIG JARBER Club _____
 Signature _____ Name _____ Club _____

Signified Correct...
 1st Named Team _____
 2nd Named Team _____

1st Named Team GLENG

2nd Named Team ESTERDALE

Table with columns for LSA No., No., Initials, Surname, Penal, Assist, Goals (1-4), and Total for both teams. Includes handwritten entries for players like ALFORD, BOLTON, GREENHALGH, etc.

Officials Report section with checkboxes for Score, Time Clock, Union Card, Yellow Card, Red Card, Correct Scoring Table, Correct Umpires, Comments, Coaching Meeting, and Match Report.

Won by GLENG
Signified Correct...
1st Named Team
2nd Named Team

Umpires/Referees
Signature [Signature] Name D. ETRE Club
Signature [Signature] Name GRAIG JABBA Club
Signature
Name Club

1st Named Team Woodville 2nd Named Team Sturt

LSA No.	No.	Initials	Surname (In Alphabetical Order)	Penal	Assist	Goals				Total	LSA No.	No.	Initials	Surname (In Alphabetical Order)	Penal	Assist	Goals				Total		
						1	2	3	4								1	2	3	4			
	18	M	Boerma				1			2		72	S	Andersen									
	20	A	Cadiwell	1								4	C	Averay				1	1				
	7	S	Guerin		1					0/1		49	C	de mello (3)									
	6	J	INGE	1	11		1			1/3		26	M	Fallon									
	22	P	INGE									41	T	Fallon		1							
	8	G	Lazarus			1	1	1	1	4		31	M	Forbes (5)									
(3)	10	C	Manning									34	M	Forbes									
(4)	21	L	Ozwald	1								69	A	Hamilton			1	1					
	3	M	Santi									22	A	Machner (2)									
(1)	5	C	Schicker									14	C	M'Auley									
(2)	1	J	Smith	1						1		16	M	Norton	1						1		
	2	J	Whinnen									3	A	Stone (1)	1								
	26	P	Wetcombe									33	R	Stone	1	1					1		
(5)	15	B	Zamit									19	N	Wapper		1					1		
	45	P	Zamit									47	M	Worrall (4)	1								
	14	T	Philp																				
	16	J	Pangrazzio	1				1		1													
<i>Phil</i>											<i>Phil</i>												
Time Outs <u>1</u>						Totals <u>23</u> <u>22</u> <u>9</u>						Time Outs <u>1</u> <u>1</u>						Totals <u>22</u> <u>13</u> <u>8</u>					

Won by Woodville Umpires/Referees Score 4 to 8
 Signified Correct. Signature Phil Name Brian Peak Club _____
 1st Named Team M. Richardson Signature [Signature] Name P. J. [Signature] Club _____
 2nd Named Team M. Averay Signature _____ Name _____ Club _____

Officials Report

Scorer: _____
 Referee: _____
 Timekeeper: _____
 Line Judge: _____
 Goal Judge: _____
 Penalty Judge: _____
 Comment: _____

1st Named Team Woodville 2nd Named Team Sturt

LSA No.	No.	Initials	Surname (In Alphabetical Order)	Penal	Assist	Goals				Total	LSA No.	No.	Initials	Surname (In Alphabetical Order)	Penal	Assist	Goals				Total																						
						1	2	3	4								1	2	3	4																							
	22	M	Boerma				1			2		72	S	Anderson																													
	20	A	Cadwell	1								4	C	Averay		1		1				2																					
	7	S	Guerin		1					-1		49	C	de Mello (3)																													
	16	J	Inge	1	III		1			13		26	M	Falloon																													
	8	G	Lazarus				1	1	1	4		41	T	Falloon								1																					
	10	C	Manning									31	Ma	Forbes (5)																													
	21	L	Oswald									34	Mr	Forbes																													
	5	C	Schicker									69	A	Hamilton		1	1					2																					
	1	J	Smith	1						1		22	A	Machner (2)																													
	2	J	Whanzen									14	C	McAuley								1																					
	26	P	Witcombe	1								16	M	Norton								1																					
	15	B	Zammit									3	A	Stone (1)	III							1																					
	45	P	Zammit									33	R	Stone								1																					
	14	T	Philp									19	N	Wapper								1																					
	16	J	Pangrazzio	1						1		47	M	Worrall (4)																													
Time Outs <u>1</u>											Totals 23229											Time Outs <u>1</u>											Totals 22138										

Won by Woodville
 Signified Correct. M. Richardson
 1st Named Team M. Richardson
 2nd Named Team M. Averay

Umpires/Referees
 Signature [Signature]
 Signature [Signature]
 Signature [Signature]

Score 9 to 8
 Name Brian Peak Club _____
 Name P.J. McCormack Club _____
 Name _____ Club _____

Officials Report

Scorers
 1st Team: Yes No
 2nd Team: Yes No

Time Clock
 Yes No

Green Card
 Yes No

Yellow Card
 Yes No

Red Card
 Yes No

Contact Starting Time
 Yes No

Correct Circumstances
 1st Team: Yes No
 2nd Team: Yes No

Comments

Comments Varies
 (Handwritten notes in the box)

1st Named Team BURNSIDE

2nd Named Team NTH ADELAIDE

LSA No.	No.	Initials	Surname (In Alphabetical Order)	Penal	Assist	Goals				Total	LSA No.	No.	Initials	Surname (In Alphabetical Order)	Penal	Assist	Goals				Total
						1	2	3	4								1	2	3	4	
2835	11	M	BAKER	T					2		42	B	ALFORD								
1100	14	S	BROOKES			1	1		2		1	C	BARKER (1)								
1104	32	S	CONNELLY			1	1		2		18	B	CHARLES								
1105	22	S	DAWSON								2	R	GASPARI (5)								5
	12	C	DINDLER				1		1		27	A	KILFORD								
1114	78	C	GOWER								23	P	M'CONNELL	III							
1121	72	D	KILDERRY (1)								8	S	MORRIS								7
1126	44	W	LITCHFIELD								7	L	ROBERTS (4)								2
1128	7	P	MARSHALL (5)		1		II		2		10	D	ROBERTSON								
	24	B	MARTIN (4)								34	B	SHELDON (2)	2							
1133	1	A	MUNRO	T							24	C	TUCKER	T							3
1134	27	B	MUXLOW (2)								25	B	TWIGGS (B)								1
1135	18	N	MUXLOW (3)				1		1		29	C	TWIGGS								
	3	S	OLESEN								22	N	TWISK	II	III						
	8	K	SANDOW						1		9	H	SWAINE								1
/											/										
Time Outs <u>1/1/1</u>											Time Outs <u>1/1/1</u>										
Totals 1 4 4 - 9											Totals 1 1 2 7 11										

Won by NORTH ADELAIDE Umpires/Referees
 Signified Correct... Signature P. McKery
 1st Named Team ANAZ CAMPBELL Signature AS
 2nd Named Team McKery Signature

Score 11 to 9
 Name P. McKery Club
 Name N. ARIE Club
 Name Club

Officials Report

Referee: No. 1 No. 2 No. 3
 Umpire: No. 1 No. 2 No. 3
 Team Clock
 Green Card
 Yellow Card
 Red Card
 Correct Starting Time
 Correct Infield
 Comments
 Coaching Training
 (Small illegible text follows)



Report from NORTH ADELAIDE Club Date 26/7/08 Round _____ Grade LEAGUE

1st Named Team BURNSIDE

2nd Named Team NORTH ADELAIDE

LSA No.	No.	Initials	Surname (In Alphabetical Order)	Penal	Assist	Goals				Total	LSA No.	No.	Initials	Surname (In Alphabetical Order)	Penal	Assist	Goals				Total		
						1	2	3	4								1	2	3	4			
	11	M	BAKER	T							42	B	ALFORD (1)										
	14	S	BROOKES			1	1			2	1	C	BARKER (1)										
	32	S	CONNELLY			1	1			2	18	B	CHARLES (3)										
	22	S	DAWSON								12	R	GASPARI (2)	T				1			3		
	12	C	DINDLER					1		1	27	A	KILFORD (2)										
	78	C	GOWER								23	P	MCCONNELL (4)	111									
	72	D	KILDERRY								8	S	MORRIS (3)										
	44	W	LITCHFIELD								7	L	ROBERTS (1)		1			1	1		2		
	7	P	MARSHALL				1			2	10	D	ROBERTSON (5)										
	24	B	MARTIN								31	B	STELDON (1)	T									
	1	A	MUNRO								21	C	TUCKER (4)	T	1					1	3		
	27	B	MUXLOW								25	B	TWIGGS (2)								1		
	18	N	MUXLOW				1			1	29	C	TWIGGS (3)										
	3	S	OLESEN								22	N	TWISK (3)	12	11								
	8	K	SANDLOW							1	9	H	SWAINE (3)	1							1		
<p><i>[Handwritten signature]</i></p>											<p><i>[Handwritten signature]</i></p>												
Time Outs						Totals						Time Outs						Totals					
1/1						14/19						1/1						1/27/11					

Won by NORTH ADELAIDE
 Signified Correct...
 1st Named Team _____
 2nd Named Team _____

Umpires/Referees
 Signature P. VICKERY
 Signature _____
 Signature _____

Score 11 to 9
 Name P. VICKERY Club _____
 Name HARRIE Club _____
 Name _____ Club _____

Officials Report

Scorer: _____
 Referee: _____
 Time Keeper: _____
 Goal Judge: _____
 Line Judge: _____
 Penalty Judge: _____
 Substitution Judge: _____
 Coach: _____
 Captain: _____
 Vice-Captain: _____
 Treasurer: _____
 Secretary: _____
 Club Representative: _____

1st Named Team Brighton

2nd Named Team West Torrens

LSA No.	No.	Initials	Surname (In Alphabetical Order)	Penal	Assist	Goals				Total	LSA No.	No.	Initials	Surname (In Alphabetical Order)	Penal	Assist	Goals				Total			
						1	2	3	4								1	2	3	4				
	22	A	CARTER 3	T	III	II	I	I		5-3		4	W	LITTLE										
	1	R	DUNN		I					1-1		5	M	HEARD	I									
	16	B	EDWARDS			I				1-0		6	M	MARLEY								1	1-0	
	9	T	FREEMAN 1	I	I	I	I	II		8-1		8	J	MARLEY		I							0-1	
	10	S	GILBERT		II					0-2		12	L	LITTLE 4	I									
	21	JAR	MACKINNON									13	D	JOHNSTON		I							0-1	
	18	JAS	MACKINNON 1	T								17	R	COVERT 1										
	23	M	MANGAN		III	I	III	I		4-3		22	K	PHAM 3			II					1	3-0	
	19	L	PERHAM 4		III					0-3		23	A	GLASBROOK										
	4	R	PETTIGROVE		II	I				2-2		25	J	GLASBROOK										
	20	W	PICKETT		I	II				3-1		26	C	JOHNSTON 2										
	7	B	PRIDHAM 5	II								32	H	PEARLE										
	15	T	RAYMOND	I								35	R	SIMPSON T										
	2	C	SMITH 2	T								36	D	RICHARDSON 1										
	17	J	WOODFORD									40	D	SLOAN 5	I									
						Totals				574824							Totals				2-24			
Time Outs											Time Outs				1	1	1							

Won by BRIGHTON
 Signified Correct...
 1st Named Team gbatheben
 2nd Named Team JW

Umpires/Referees Score 24 to 4
 Signature [Signature] Name Campbell Club _____
 Signature [Signature] Name Michael Gode Club _____
 Signature _____ Name _____ Club _____

Officials Report

Score: 24 to 4

1st Team: Brighton 2nd Team: West Torrens

Time: 11:15 to 12:15

Umpires: [Signature] [Signature] [Signature]

Referee: [Signature]

Comments:

Coach's Notes:

BRIGHTON

2nd Named Team West Torrens

1st Named Team

LSA No.	No.	Initials	Surname (In Alphabetical Order)	Penal	Assist	Goals				Total	LSA No.	No.	Initials	Surname (In Alphabetical Order)	Penal	Assist	Goals				Total
						1	2	3	4								1	2	3	4	
22	A		CARTER	1	"				5		4	W	LITTLE								
1	R		DOWN						1		5	M	HEARD								
16	B		EDWARDS						1		6	M	HARLEY								1
9	T		FREEMAN						8		8	J	HARLEY								
10	S		GILBERT								12	L	LITTLE								
21	Jr		MACLANNON	"							13	D	JOHNSTON								
18	Jr		MACLANNON	"							17	R	COVERT								
23	M		MANGAN		"				4		22	K	PHAM				"			1	3
19	L		PERHAM		"						23	A	GLAZBROOK								
4	R		PETTGROVE		"				2		25	J	GLAZBROOK								
20	W		PICKETT		"				3		26	C	JOHNSTON								
7	B		PHAM								32	H	PEARCE								
15	T		RAYMOND	"							35	R	SIMPSON								
2	C		SMITH	"							36	D	RICHARDSON								
17	J		WOODS								40	D	SLOAN								
Time Outs <u>1-1</u>										Time Outs <u>1-1</u>											
Totals						5	7	4	8	24	Totals						2	0	0	2	4

Officials Report

Referee: _____

Time Clock: _____

Green Card: _____

Yellow Card: _____

Red Card: _____

Check Starting Time: _____

Check End Time: _____

Comments: _____

Won by BRIGHTON

Signified Correct... Back

1st Named Team Back

2nd Named Team Back

Umpires/Referees

Signature [Signature] Name Campbell Club _____

Signature [Signature] Name MICHAEL GOVARD Club _____

Signature _____ Name _____ Club _____

Score 24 to 4



Report from BURNSIDE Club Date 19/07/08 Grade League Mens / Womens

1st Named Team BUR 2nd Named Team W-T.

LSA No.	No.	Initials	Surname (In Alphabetical Order)	Penal	Assist	Goals				Total	LSA No.	No.	Initials	Surname (In Alphabetical Order)	Penal	Assist	Goals				Total											
						1	2	3	4								1	2	3	4												
	21	M	BAKER								6	M	HARLEY																			
	14	S	BROOKES	1	1	1	1	1	4		8	J	HARLEY	1							1											
	32	S	CONNELLY	1	1				1		12	L	LITTLE	1																		
	12	C	DINDLER	1		1			2		13	J	JOHNSTON	1																		
	78	C	BOWER								14	P	MUNDY																			
	13	J	KATZENBERG								17	R	ROBERT																			
	72	D	KILDERRY								18	J	EDWARDS																			
	64	W	LITCHFIELD	1							22	K	PHAM	1			1				1											
	7	P	MARSHALL		1	1	1	1	5		23	A	GLAZBROOK																			
	24	B	MARTIN	1							25	J	GLAZBROOK																			
	1	A	MUNRO	1							26	E	JOHNSON	1							2											
	27	B	MUXLOW								32	H	PERECE																			
	18	N	MUXLOW						1		35	R	SIMPSON								1											
	8	K	SANDOW		1	1	1		3		36	J	RICHARDSON	1																		
	4	T	WATTS	1		1			1		40	J	SLOAN																			
			<u>ONE</u>										<u>CRAIG</u>																			
						Totals											Totals															
						2	5	6	4	17							Time Outs	1							Time Outs	1						

Won by BURNSIDE Umpires/Referees Score 17 to 5
 Signified Correct... Signature [Signature] Name CRAIG JAEGER Club STURD
 1st Named Team Signature [Signature] Name R. J. MOLLISON Club ALPA
 2nd Named Team Signature _____ Name _____ Club _____

Officials Report		
Substitutes	Yes	No
Time Check	Yes	No
Green Card	Yes	No
Yellow Card	Yes	No
Red Card	Yes	No
Correct Starting Time	Yes	No
Correct Uniforms	Yes	No
Comments		
Copies Made		

1st Named Team Burnside 2nd Named Team W. Torres

LSA No.	No.	Initials	Surname (In Alphabetical Order)	Penal	Assist	Goals				Total	LSA No.	No.	Initials	Surname (In Alphabetical Order)	Penal	Assist	Goals				Total												
						1	2	3	4								1	2	3	4													
	11	M	BAKER	'	'			'		'			5 M	HEALD																			
	14	S	BROOKES	'	'								6	M	HARLEY																		
	32	S	CONNELL	'	'								7																				
	12	C	DINDLER	'	'								8	J	HARLEY																		
	78	C	GOWER										12	L	LITTLE																		
	13	D	KATTENBERG										13	D	JOHNSTON																		
	72	D	KILDEARY	'	'								14	P	MUNBY																		
	44	W	KNITFIELD	'	'								17	R	COVERT																		
	7	P	MARSHALL	'	'	'	'	'	'	5			18	D	EDWARDS																		
	24	B	MARTIN	'	'								22	K	PHAM																		
	1	A	MUNRO	'	'								23	A	GLAZBROOK																		
	27	B	MUXLOW										25	J	GLAZBROOK	'																	
	18	N	MUXLOW	'	'	'	'	'	'	4			26	C	JOHNSTON	'																	
	5	K	SANDOW	'	'								32	H	PEARCE																		
	4	T	WATTS	'	'								35	R	SIMPSON																		
<u>COR</u>											<u>COR</u>																						

Officials Report

Referee: No. Name:

Time Check: Yes No

Green Card: Yes No

Yellow Card: Yes No

Red Card: Yes No

Correct Starting Time: Yes No

Correct Uniform: Yes No

Comments:

Checklist: All Officials Present
 All Clubs Present
 All Clubs Signed
 All Clubs Signed

Won by Burnside Score 17 to 5

Signified Correct... Signature [Signature] Name CRAIG JABBER Club STURTE

1st Named Team [Signature] Signature [Signature] Name [Signature] Club ALBA

2nd Named Team [Signature] Signature [Signature] Name [Signature] Club [Signature]

White Copy to REGISTRAR Blue Copy to CLUB Yellow Copy to UMPIRES/REFEREES

1st Named Team Sturt 2nd Named Team Glenelg

LSA No.	No.	Initials	Surname (In Alphabetical Order)	Penal	Assist	Goals				Total	LSA No.	No.	Initials	Surname (In Alphabetical Order)	Penal	Assist	Goals				Total
						1	2	3	4								1	2	3	4	
	72	S	Anderson (4)						1		5	Re	Alford								1
2187	4	C	Averay				1		1		13	N	Bolton (2)								1
	49	C	de Mello (5)								2	P	Greenhalgh								1
2034	26	M	Falloon								15	J	Hinds								
2086	31	Ma	Forbes								10	R	Kelly (4)								2
2037	34	Mi	Forbes								9	A	Lawman								1
2044	69	A	Hamilton					1	1		1	S	Mortimer								1
2185	29	J	Kirkwood						1		8	C	O'Donnell								1
2049	22	A	Machner (1)								6	S	Robb (5)								2
2191	14	C	McAuley								4	D	Royans								1
2057	16	M	Norton						1		16	C	Stevens								2
2069	3	A	Stone (2)								11	M	Stilgoe (1)								
2070	33	R	Stone								17	N	Went (3)								
	47	M	Worrall (3)								7	P	White (5)								1
											12	T	Witt								1
<i>P. Vickery</i>										<i>P. Vickery</i>											
Time Outs <input checked="" type="checkbox"/>										Time Outs <input checked="" type="checkbox"/>											
Totals 3 1 1 0 5										Totals 0 2 5 3 10											

Won by Glenelg
 Signified Correct...
 1st Named Team M. Averay
 2nd Named Team M. Norton

Umpires/Referees
 Signature P. Vickery Name P. Vickery Club _____
 Signature Brian Peak Name Brian Peak Club _____
 Signature P. Turcotte Name P. Turcotte Club _____

Score 10 to 5

Officials Report

Scorer: _____
 Time Clock: _____
 Green Card: _____
 Yellow Card: _____
 Red Card: _____
 Coach Starting Time: _____
 Contact Information: _____
 Comments: _____

1st Named Team STURT

2nd Named Team GLENELG

LSA No.	No.	Initials	Surname (In Alphabetical Order)	Penal	Assist	Goals				Total	LSA No.	No.	Initials	Surname (In Alphabetical Order)	Penal	Assist	Goals				Total
						1	2	3	4								1	2	3	4	
	22	S	ANDERSON		1				1	1365	5	Re	ALFORD					1	1		
	4	C	AVERAY						1	1371	13	N	BOLTON								
	49	C	DEMMELO							1393	2	P	GREENHALGH		1						1
	26	M	FALCON							2073	15	J	HINDS								
	31	MA	FOLKES							3956	10	R	KELLY								
	34	M	FOLKES	1						2523	9	A	LAWMAN						1	1	2
	69	A	WILKINSON						1	1416	1	S	MORTIMER		1						
	29	S	KIRKWOOD						1	3957	8	C	O'DONNELL								
	22	A	MACHNER							1428	6	S	ROSB							1	1
	14	C	MCQUEEN							1432	4	D	ROJANS								
	16	M	NORDON		1				1	1443	16	C	STEVENS								2
	3	A	STONE	1						1445	11	M	STILGOS								
	33	R	STONE							1450	17	N	WENS								
	47	M	WORRAH							1453	7	P	WHITE								1
										1459	12	T	WITT								1
						Totals 3 1 1 0 5											Totals 0 2 5 3 10				

Officials Report

Scorers
1st Team: No. No. No.
2nd Team: No. No. No.

Time Clocks
No. No.

Green Card
No. No.

Yellow Card
No. No.

Red Card
No. No.

Ground Staffing Table
No. No.

Ground Officials
1st Team: No. No. No.
2nd Team: No. No. No.

Governors

Coaching Officials
Head Coach: No. No. No.
Assistant: No. No. No.
Referee: No. No. No.
Umpire: No. No. No.
Timekeeper: No. No. No.
Scorekeeper: No. No. No.
First Aid: No. No. No.
Medical: No. No. No.
Photographer: No. No. No.
Other: No. No. No.

Won by GLENELG

Signified Correct...

1st Named Team MAURICE

2nd Named Team GLENELG

Umpires/Referees

Signature P. VICKERY
Signature Brian Peak
Signature R. J. McCONNAMY

Score 10 to 5

Name P. VICKERY Club _____
Name Brian Peak Club _____
Name R. J. McCONNAMY Club _____

1st Named Team BRIGHTON

2nd Named Team NORTH ADELAIDE

LSA No.	No.	Initials	Surname (In Alphabetical Order)	Penal	Assist	Goals				Total	LSA No.	No.	Initials	Surname (In Alphabetical Order)	Penal	Assist	Goals				Total
						1	2	3	4								1	2	3	4	
	22	A	CARTER						2		42	B	ALFORD (3)	T							2
	16	B	EDWARDS									1	C	BARKER (4)							
	21	J	EDWARDS								18	B	CHARLES	T							
	9	T	FREEMAN						6/2		12	R	GASPARI								
	20	S	GILBERT						1		27	A	KILFORD								
	18	JAS	MACKINNON								23	P	MCCONNELL								
	23	M	MANGAN						3/5		8	S	MORRIS								
	19	K	PERHAM						4/1		7	L	ROBERTS (2)								2/1
	15	R	PETTIGROVE						2		4	DM	ROBERTSON								
	4	L	PRIDHAM								2A	B	SHELDON (5)								
	1	JAR	MACKINNON								9	H	SWAINE								1/1
	7	B	PRIDHAM								24	C	TUCKER								2/2
	10	J	SCHMIDT						2/1		25	B	TWIGGS (1)	T							
	2	C	SMITH								29	C	TWIGGS								1/1
	5	H	WALPOLE								22	N	TWISK								1/1
						Totals				467320							Totals				22219

Won by BRIGITON Umpires/Referees Score 20 to 9
 Signified Correct... Signature [Signature] Name D. EYRIE Club _____
 1st Named Team Signature [Signature] Name J.R. JOSEPH Club _____
 2nd Named Team Signature [Signature] Name M. BENNELL Club _____

Officials Report

Scorers
 1st Team: No. No. No.
 2nd Team: No. No. No.

Time Clock
 Yes No

Green Card
 No No

Yellow Card
 No No

Red Card
 No No

Correct Starting Time
 Yes No



Correct Birthdays
 1st Team: No. No. No.
 2nd Team: No. No. No.

Comments

Competition Notes
 Report Number: _____
 Report Date: _____
 Report Time: _____
 Report Location: _____
 Report Grade: _____
 Report Round: _____
 Report Club: _____
 Report Umpire/Referee: _____
 Report Score: _____

1st Named Team Brighton

2nd Named Team Nth Adelaide

LSA No.	No.	Initials	Surname (In Alphabetical Order)	Penal	Assist	Goals				Total	LSA No.	No.	Initials	Surname (In Alphabetical Order)	Penal	Assist	Goals				Total
						1	2	3	4								1	2	3	4	
	22	A	CARTER		1		1			2-0		42	B	ALFORD	(2)	T		1			2-0
	16	B	EDWARDS 4									1	C	BARBER	(3)						
	21	J	EDWARDS									18	B	CHARLES		T					
	9	T	FREEMAN 1		11	11	11	11	6-2			12	R	GASPARI							
	20	S	GILBERT				1		1-0			27	A	KILFORD							
	18	JAS	MACKINNON									23	P	MCCONNELL	1						
	23	M	MANGAN 2	1	11111	11		1	3-5			8	S	MORRIS							
	19	L	PERHAM 3		1	1	1	1	4-1			7	L	ROBERTS (4)		1		1	1	2-1	
	15	R	PETTIGROVE	1		11			2-0			4	DAN	ROBERTSON							
	4	L	PRIDHAM									34	B	SHELDON (5)							
	1	JAR	MACKINNON									9	H	SWAINE		1				0-1	
	7	B	PRIDHAM									24	C	TUCKER		11	1	1		2-0	
	10	J	SCHMIDT 5		1	1	1		2-1			25	B	TWIGGS (1)	T						
	2	C	SMITH									29	C	TWIGGS		1				0-1	
	5	H	WALPOLE									22	N	TWISK		1		1		1-1	
																					
																					
Time Outs <u>1 1 1</u>										Time Outs <u>1</u>											
Totals <u>4 6 7 3 20</u>										Totals <u>2 2 2 1 7</u>											

Won by Brighton
 Signified Correct...
 1st Named Team Brighton
 2nd Named Team Nth Adelaide

Umpires/Referees
 Signature [Signature] Name D. BYRE Club _____
 Signature [Signature] Name J. LANGOOD Club _____
 Signature [Signature] Name M. BENTON Club _____

Score 20 to 7
 Club _____

Officials Report

Secretary
 Name _____ No. _____
 Club _____

Timekeeper
 Name _____ No. _____
 Club _____

Scorekeeper
 Name _____ No. _____
 Club _____

Yellow Card
 Name _____ No. _____
 Club _____

Red Card
 Name _____ No. _____
 Club _____

Correct Shooting Time
 Name _____ No. _____
 Club _____

Correct Lengths
 Name _____ No. _____
 Club _____

Comments

Coaching Notes
 (This section contains handwritten notes and signatures)

1st Named Team EAST TORRENS PAYNEHAM

2nd Named Team WOODVILLE

LSA No.	No.	Initials	Surname (In Alphabetical Order)	Penal	Assist	Goals				Total	LSA No.	No.	Initials	Surname (In Alphabetical Order)	Penal	Assist	Goals				Total
						1	2	3	4								1	2	3	4	
	16	T	BARUCH						1		16	M	Boerma								
	36	M	BROWN (5)								20	A	Caldwell								
	9	N	BROWN								7	S	Guenn								
	8	K	DEN OTTER						1		6	J	Inge								3
	15	J	ECKENHOFF (4)						2		22	P	Inge (2)								1
	11	S	GILL								8	G	Lazarus								
	27	S	GILL						1		10	C	Manning (1)								
	25	C	KIRTON								21	L	Oswald								
	14	B	LANGSTRETH						1		3	M	Sant (5)								5
	18	R	PEARCE (2)								5	C	Shicker (4)								
	12	S	PETERSON								1	J	Smith (3)								2
	6	T	POLAND						1		2	J	Whinnen								
	1	G	STEELE (3)						3		26	P	Whitcombe								
	37	S	VICKERY								15	B	Zarnit								
	10	T	VICKERY (1)								45	P	Zarnit								
Time Outs - 1/2										Time Outs 1/2											
Totals 3 2 2 3 10										Totals 2 3 3 3 11											

Won by WOODVILLE

Signified Correct

1st Named Team [Signature]

2nd Named Team [Signature]

White Copy to REGISTRAR Blue Copy to CLUB Yellow Copy to UMPIRES/REFEREES

Umpires/Referees

Signature [Signature]

Signature [Signature]

Signature [Signature]

Score 10 to 11

Name Campbell Club _____

Name MICHAEL GOVIER Club _____

Name S K PLOK Club _____

Officials Report

Referee: _____

Time Clock: _____

Green Card: _____

Yellow Card: _____

Red Card: _____

Correct Starting Time: _____

Correct Uniforms: _____

Comments: _____

Signature: _____

1st Named Team E.T.P.

2nd Named Team Woodville

LSA No.	No.	Initials	Surname (In Alphabetical Order)	Penal	Assist	Goals				Total	LSA No.	No.	Initials	Surname (In Alphabetical Order)	Penal	Assist	Goals				Total		
						1	2	3	4								1	2	3	4			
	16	T	BARUCH						1	1		16	M	Boerma									
	36	M	Brown (5)									20	A	Caldwell									
	9	N	Brown									7	S	Guerin									
	8	K	Den Otter						1	1		6	J	Inge (6)					1	1	1	3	
	15	J	Eckenhof							2		22	P	Inge (2)						1		1/1	
	11	S	Gill									8	G	Lagerus									
	27	S	Gill						1	1		10	C	Manning (1)									
	25	C	Kirton									21	L	Ozward									
	14	B	Lanastreth						1	1		3	M	Santi (5)					1	1	1	5	
	18	R	Pearce (2)									5	C	Schicker (4)									
	12	S	Peterson									1	J	Smith (3)							1	1	2
	6	T	Poland							1		2	J	Whinnen									
	1	G	Steele (3)						1	3		26	P	Witcombe									
	37	S	Vickery									15	B	Zamit								0/1	
	10	T	Vickery (1)									45	P	Zamit									
Totals											Totals												
Time Outs						1/1					Time Outs						1/1						
Totals						322310					Totals						233311						

Officials Report

Scouting
 1st Team: Yes No 2nd Team: Yes No

Time Checks
 Yes No

Green Card
 Yes No

Yellow Card
 Yes No

Red Card
 Yes No

Correct Starting Time
 Yes No

Correct Uniforms
 Yes No

Comments

Coach's Entry
 Name: _____ Club: _____
 Name: _____ Club: _____
 Name: _____ Club: _____

Won by Woodville Umpires/Referees Score 10 to 11
 Signified Correct... Signature [Signature] Name _____ Club _____
 1st Named Team [Signature] Signature _____ Name M. CAPEL GARDNER Club _____
 2nd Named Team [Signature] Signature _____ Name J. LIPLOKS Club _____

White Copy to REGISTRAR Blue Copy to CLUB Yellow Copy to UMPIRES/REFEREES

1st Named Team

West Torrens

2nd Named Team

Start

LSA No.	No.	Initials	Surname (In Alphabetical Order)	Penal	Assist	Goals				Total	LSA No.	No.	Initials	Surname (In Alphabetical Order)	Penal	Assist	Goals				Total		
						1	2	3	4								1	2	3	4			
	6	M	MARLEY	"		1				2		72	S	ANDERSON									
	12	L	LITTLE									4	C	AVERAY	"			1	1		2		
	13	B	JOHNSTON									49	C	de MULLO									
	14	P	M VARDY									26	M	FULLON									
	17	R	COVERT	"								51	A	FIZHERGUS									
	18	D	EDWARDS									31	M	FORBES							1		
	2	J	MARLEY	"								69	A	HAMILTON	"	"	1	1	"		4		
	23	A	GLAZBROOK	"								29	J	LIRKWOOD	13	"	1		"		3		
	25	J	GLAZBROOK	"								22	A	MACHNER									
	26	C	JOHNSTON						"	2		14	C	MURPHY	"								
	22	K	PHAM						"	2		33	R	STONE							1		
	36	D	RICHARDSON									19	A	WATER				"	1		3		
	40	D	SLOAN	"								47	M	WOPPALE	"								
	32	K	LITTLE	"	"							10	T	PICKSON									
	5	M	HEARD																				
<i>[Signature]</i>											<i>[Signature]</i>												
Time Outs						Totals						Time Outs						Totals					
1/1						0 1 1 4 6						1/1						3 3 4 4 14					

Won by Start Umpires/Referees Score 14 to 6
 Signified Correct... Signature [Signature] Name [Signature] Club _____
 1st Named Team Signature [Signature] Name P. J. McNICOL Club _____
 2nd Named Team Signature [Signature] Name D. J. McNICOL Club _____

Officials Report

Scorers
 1st Team: No. [] No. []
 2nd Team: No. [] No. []

Time Clock
 No. [] No. []

Green Card
 No. [] No. []

Yellow Card
 No. [] No. []

Red Card
 No. [] No. []

Correct Starting Time
 No. [] No. []

Correct Uniforms
 1st Team: No. [] No. []
 2nd Team: No. [] No. []

Comments

Corrected Entries
 About Matchday Please
 Contact [] [] []

Name _____
 Club _____
 Position _____
 Date _____
 Signature _____

1st Named Team GLENELG

2nd Named Team BURNSIDE

LSA No.	No.	Initials	Surname (In Alphabetical Order)	Penal	Assist	Goals				Total	LSA No.	No.	Initials	Surname (In Alphabetical Order)	Penal	Assist	Goals				Total	
						1	2	3	4								1	2	3	4		
	5	R	ALFORD	1							5	O	BROWN									
	13	N	BOLTON		1/2						14	S	BROOKES		11							
	2	P	GREENHALGH		1		1111		4		22	S	JAWSON	11	1							
	15	J	HINDS			1			1		2	C	DINARDI			1					1	
	18	R	KELLY								12	C	DINDLER (5)	111	11	1				11	3	
	9	A	LAWMAN	T			1	11	3		78	C	GOWER (3)	1								
	10	B	MCINTOSH	T							13	J	KATZENBERG (4)									
	1	S	MORTIMER	1	1						72	J	KILBERRY									
	8	C	O'DONNELL	T2							6	S	KINCY									
	6	S	ROBB		1111	1	1		2		44	W	LITCHFIELD									
	16	C	STEVENS	T				1	1		7	P	MARSHALL							1	1	
	11	M	STILGOE								27	B	MUXLOW	2								
	17	N	WENT	TT							18	N	MUXLOW (2)	1T								
	7	P	WHITE		1						3	S	GLESEN									
	12	T	WITT								8	K	SANDOW									
											29	M	SINCLAIR-ROSS (3)							1	1	2
						Totals											Totals					
Time Outs						11 11					Time Outs						2-147					

Officials Report

Scorers
1st Team Yes No
2nd Team Yes No

Time Clock
Yes No

Green Card
Yes No

Yellow Card
Yes No

Red Card
Yes No

Correct Starting Time
Yes No

Correct Uniforms
1st Team Yes No
2nd Team Yes No

Comments

Coaches' Voting
Most Valuable Player (Senior & U17 Grades Only)
1. Name.....
Club.....No.....
2. Name.....
Club.....No.....
3. Name.....
Club.....No.....
(Both Coaches to sign)
Name.....Club.....
Signature.....
Name.....Club.....
Signature.....

Won by GLENELG

Signified Correct...

1st Named Team

2nd Named Team

White Copy to REGISTRAR Yellow Copy to UMPIRES Blue Copy to CLUB

Umpires/Referees

Signature

Signature

Signature

Score 11 to 7

Name

Name

Name

Club

Club

Club

1st Named Team GLENELG 2nd Named Team BURNSIDE

LSA No.	No.	Initials	Surname (In Alphabetical Order)	Penal	Assist	Goals				Total	LSA No.	No.	Initials	Surname (In Alphabetical Order)	Penal	Assist	Goals				Total							
						1	2	3	4								1	2	3	4								
1365	5	RE	ALFORD (1)								5	O	BROWN															
1371	13	N	BOLTON								14	S	BROOKES		11													
1393	2	P	GREENHALGH (5)		1		111		4		22	S	DAWSON	11	1													
2123	15	J	HINDS			1			1		2	C	DINARDI			11					1							
3956	18	R	KELLY								12	C	DINDLER (5)	111	11	1				11	3							
2523	9	A	LAWMAN	F		1	11		3		78	C	GOWER (3)	1														
2246	10	B	MINTOSH	F							13	S	KATZENBERG (4)															
1416	1	S	MORTIMER		1						72	D	KILDERLY															
3957	8	C	O'DONNELL (4)	11							6	S	KINCY															
1428	6	S	ROSB (2)		111	1			2		44	W	LITCHFIELD															
1432	4	D	ROYALS								7	P	MARSHALL								1							
1443	16	C	STEVENS (5)	F				1	1		27	B	MUXLOW															
1445	11	M	STILGOS								18	N	MUXLOW (2)															
1450	17	N	WENT (3)	F							8	K	SANDOW															
1453	7	P	WHITE		1						29	M	SINCLAIR-RETS (1)							1	1							
1459	12	T	WITT																									
										Time Outs		11	11	Totals		13	52	11										
										Time Outs			1	Totals		20	14	7										

Won by GLENELG Umpires/Referees Score 11 to 7
 Signified Correct... Signature [Signature] Name DAVID EYRE Club _____
 1st Named Team Signature [Signature] Name Bryan Peak Club _____
 2nd Named Team Signature [Signature] Name R. TOOGOOD Club _____

Officials Report

Cooper's
 For Team: Yes No
 For Team: Yes No
 Time Clock: Yes No
 Ground Card: Yes No
 Yellow Card: Yes No
 Red Card: Yes No
 Correct Starting Team: Yes No
 Correct Endpoints: Yes No
 Comments: _____

Coaches Voting
 Name: _____
 Club: _____
 Signature: _____
 Date: _____

1st Named Team Woodville

2nd Named Team Brighton

LSA No.	No.	Initials	Surname (In Alphabetical Order)	Penal	Assist	Goals				Total	LSA No.	No.	Initials	Surname (In Alphabetical Order)	Penal	Assist	Goals				Total
						1	2	3	4								1	2	3	4	
	16	M	Boerma (2)		1	1	1			3		22	A	Carter	IT		1			1	3
	20	A	Caldwell									16	B	Edwards (5)	1						
	7	S	Querin	IT	1					1		9	T	Freeman	IT				1		2
	6	J	Inge	1	1	1	1			4		17	S	Gilbert (2)	1						
	22	P	Inge (1)	11				1		1		20	T	Lee							
	8	G	Lazdus (3)	IT	1	1	1	1		5		21	Jae	Mackinnon							
	10	C	Manning (4)									23	M	Mangan (3)			1	1	1	1	6
	21	L	Oswald									19	L	Perham (1)			1	1	1		4
	3	M	Santi	11		1	1	1		4		7	B	Perham	IT						
	5	C	Schicker (4)									4	L	Perham							
	1	J	Smith							1		15	T	Raymond	1						
	26	P	Witcombe									10	J	Schmidt (4)	1		1	1	1		3
	15	B	ZAMIT									2	C	Smith							
	45	P	ZAMIT	1								6	H	Nalpole							
	2	J	Whinnen																		
<i>P. Vickeray</i>										<i>P. Vickeray</i>											
Time Outs <u>1/1/1</u>										Time Outs <u>1/2/1</u>											
Totals <u>2</u> <u>7</u> <u>6</u> <u>4</u> <u>19</u>										Totals <u>6</u> <u>3</u> <u>3</u> <u>5</u> <u>18</u>											

Won by WOODVILLE

Umpires/Referees Score 19 to 18

Signified Correct M. Richardson
1st Named Team
2nd Named Team Brighton

Signature P. Vickeray Name P. Vickeray Club _____
Signature M. Golden Name M. Golden Club _____
Signature HARRIE Name HARRIE Club _____

Officials Report

Scorers
1st Team Yes No
2nd Team Yes No

Time Clock
Yes No

Green Card
Yes No

Yellow Card
Yes No

Red Card
Yes No

Correct Starting Time
Yes No

Correct Uniforms
1st Team Yes No
2nd Team Yes No

Comments

Coaches' Voting
Most Valuable Player (Senior & U17 Grades Only)
1. Name P. Inge No. 22
Club WV
2. Name L. Perham
Club Bton No. 19
3. Name M. Boerma
Club 16 No. 22

(Both Coaches to sign)
Name P. Vickeray Club WV
Signature P. Vickeray
Name M. Golden Club WV
Signature M. Golden

1st Named Team Woodville

2nd Named Team Brighton

LSA No.	No.	Initials	Surname (In Alphabetical Order)	Penal	Assist	Goals				Total	LSA No.	No.	Initials	Surname (In Alphabetical Order)	Penal	Assist	Goals				Total																		
						1	2	3	4								1	2	3	4																			
	16	M	BOERMA		1		1	11		3		22	A	CARTER	11					1	3-0																		
	20	A	CALDWELL									16	B	EDWARDS	5																								
	7	S	QUERIN	1	1		1			1		9	T	FREEMAN		11				11	2-2																		
	6	J	INGE	1	1		1	111		4		17	S	GILBERT	2						0-1																		
	22	P	INGE	11				1		1		20	T	LEE																									
	8	G	LAZURUS	11			1	1	11	5		21	JAK	MACKINNON																									
	10	C	MANNING									23	M	MANGAN	3		1	11	11	1	6-0																		
	21	L	OSWALD									19	L	PERHAM	1						4-2																		
	3	M	SANTI		1	1	1	1	1	4		7	B	PRIDHAM	11																								
	5	C	SCHICKER									4	L	PRIDHAM																									
	1	J	SMITH					1		1		15	T	RAYMOND	1																								
	26	P	WITCOMBE									10	J	SCHMIDT	4	1		1	1	1	3-0																		
	15	B	ZAMIT									2	C	SMITH																									
	45	P	ZAMIT	1								6	H	WALPOLE																									
	2	J	NHINNEN																																				
Time Outs <u>1</u> <u>1</u> <u>1</u>										Totals <u>27</u> <u>6</u> <u>4</u> <u>19</u>										Time Outs <u>1</u> <u>1</u> <u>1</u>										Totals <u>63</u> <u>4</u> <u>5</u> <u>18</u>									

Won by Woodville
 Signified Correct...
 1st Named Team M. Richardson
 2nd Named Team Batherton

Umpires/Referees
 Signature [Signature] Name P. VICKER Club _____
 Signature [Signature] Name M. PALDEN Club _____
 Signature [Signature] Name HARRIS Club _____

Score 19 to 18 ⁹/₁₃

Officials Report

Scorers
 1st Team Yes No
 2nd Team Yes No

Time Clock
 Yes No

Green Card
 Yes No

Yellow Card
 Yes No

Red Card
 Yes No

Correct Starting Time
 Yes No

Correct Uniforms
 1st Team Yes No
 2nd Team Yes No

Comments

Coaches' Voting
 Most Valuable Player (Senior & U17 Grades Only)
 1. Name P. VICKER
 Club Woodville No. 22
 2. Name M. PALDEN
 Club Batherton No. 19
 3. Name HARRIS
 Club Batherton No. 16

(Both Coaches to sign)
 Name [Signature] Club Woodville
 Name [Signature] Club Batherton
 Signature _____
 Signature _____

1st Named Team NORTH ADELAIDE

2nd Named Team EAST TORRENS PAYNEHAM

LSA No.	No.	Initials	Surname (In Alphabetical Order)	Penal	Assist	Goals				Total	LSA No.	No.	Initials	Surname (In Alphabetical Order)	Penal	Assist	Goals				Total
						1	2	3	4								1	2	3	4	
	42	B	ALFORD							1			46	T	BARUCH						1
	1	C	BARKER (1)										36	M	BROWN (3)						
	38	J	CARMODY (5)										9	N	BROWN						
	12	R	GASPARI (4)							2			8	K	DENOTTER (A)						1/2
	27	A	KILFORD										15	J	ECKENHOFF						1
	23	P	MCCONNELL										11	S	GILL						1/2
	8	S	MORRIS							1			27	Sm	GILL						
	10	Dan	ROBERTSON										14	B	LANGSTRETA						1
	34	B	SHELDON (2)										18	R	PEARCE						
	9	H	SWAINE										12	S	PETERSON						2
	17	N	TARCA										6	T	POLAND						2
	24	C	TUCKER							2			19	A	RUPPEL (5)						1
	3	S	TUCKER (5)							1			1	G	STEELE (1)						6/4
	25	B	TWIGGS (3)										37	S	VICKERY						
	29	C	TWIGGS							1/1			10	T	VICKERY (3)						
<i>[Signature]</i>											<i>[Signature]</i>										
Time Outs <input checked="" type="checkbox"/>											Time Outs <input checked="" type="checkbox"/>										
Totals 42017											Totals 253313										

Officials Report

Scorers
 1st Team Yes No
 2nd Team Yes No

Time Clock
 Yes No

Green Card
 Yes No

Yellow Card
 Yes No

Red Card
 Yes No

Correct Grounding Team
 Yes No

Correct Uniforms
 1st Team Yes No
 2nd Team Yes No

Comments

Coach's Notes
 Not available
 Name of Club
 Name of Referee
 Name of Score
 Name of ETP
 Name of Vickers
 Name of ETP

Won by ETP Umpires/Referees Score 13 to 7
 Signified Correct... Signature *[Signature]* Name Campbell Club STURD
 1st Named Team *[Signature]* Signature *[Signature]* Name CRAIG JABBE Club STURD
 2nd Named Team *[Signature]* Signature _____ Name _____ Club _____

1st Named Team North Adelaide 2nd Named Team sturt

LSA No.	No.	Initials	Surname (In Alphabetical Order)	Penal	Assist	Goals				Total	LSA No.	No.	Initials	Surname (In Alphabetical Order)	Penal	Assist	Goals				Total
						1	2	3	4								1	2	3	4	
	42	B	Alford							-		72	S	Anderson	TT						
	1	C	Baker								2187	4	C	Averay	TT						
	12	R	Gaspari							2		49	C	de Mello							
	27	A	Kilford								2034	26	M	Falloon							
	33	M	Mayman									5	A	Fitzgerald	T						
	23	P	McConnell	TT							2036	31	Ma	Forbes	T						-
	8	S	Morris							1	2037	34	M	Forbes							5
	15	T	Morris								2044	69	A	Hamilton							4
	4	Dave	Robertson								2185	29	J	Kirkwood							1
	34	B	Sheldon								2049	22	A	Machner							
	9	H	Swaine								2191	14	C	McAuley							
	17	N	Tarcca								2069	3	A	Stone	TT						
	29	C	Twiggs								2076	33	R	Stone							3
	22	N	Twisk									19	N	Wapper							4
	24	C	Tucker							3		47	M	Warrall							
<i>P. Vicker</i>											<i>P. Vicker</i>										
Time Outs <input checked="" type="checkbox"/>											Time Outs <input checked="" type="checkbox"/>										
Totals 2 2 6											Totals 2 1 6 10										

Won by Sturt

Signified Correct...

1st Named Team Sturt

2nd Named Team North Adelaide

Umpires/Referees

Signature P. Vicker

Signature M. Rabe

Signature D. J. McNeill

Score 10 to 6

Name P. Vicker Club _____

Name M. Rabe Club _____

Name D. J. McNeill Club _____

Officials Report

Corrected
 1st Team: Yes No
 2nd Team: Yes No

Time Clock
 Yes No

Green Card
 Yes No

Yellow Card
 Yes No

Red Card
 Yes No

Correct Starting Time
 Yes No

Correct Duration
 1st Team: Yes No
 2nd Team: Yes No

Comments

Coach's Voting
 1st Team: Yes No
 2nd Team: Yes No

1st Named Team NORTH ADELAIDE

2nd Named Team STURT

LSA No.	No.	Initials	Surname (In Alphabetical Order)	Penal	Assist	Goals				Total	LSA No.	No.	Initials	Surname (In Alphabetical Order)	Penal	Assist	Goals				Total	
						1	2	3	4								1	2	3	4		
3	42	B	ALFORD		1							12	S	ANDERSON	1							
5	1	C	PARKER									4	C	AVERY	1						1	1
2	12	R	GASPARI (3)						2			49	C	DE MELLO								
	27	A	KILFORD									26	M	FALLOON								
	23	P	MC CONNELL	1								5	A	FITZGERALD	1							
	8	S	MORRIS						1			31	M	FORBES								
	15	T	MORRIS									34	M	FORBES	1	1						
	33	C	MAUNAN									69	A	HAMILTON (2)						1	1	4
	4	D	ROBERTSON									29	J	KIRKWOOD	1							1
4	34	B	SHELDON									22	A	MACHNER								
	9	H	ENVAINE									14	C	AVERY								
	17	N	TARCOIA									3	A	STONE	1							
1	24	C	TUCKER (1)						3			33	R	STONE	1							
	29	C	TWIGGS									19	N	WAPPER							1	4
	22	G	TWISK									47	M	WORRALL	1							
<i>ad</i>										<i>ad</i>												
				Totals		1	2	1	2	6					Totals		1	2	1	6	10	

Officials Report

Score: _____ to _____

Time Clock: Yes No

Green Card: Yes No

Yellow Card: Yes No

Red Card: Yes No

Correct Starting Time: Yes No

Correct Attendance: Yes No

Comments:

Coaching: Yes No

Player Safety: Yes No

Umpire/Referee: Yes No

Club: _____

Signature: _____

Won by STURT

Signified Correct... ad

1st Named Team ad

2nd Named Team ad

White Copy to REGISTRAR Blue Copy to CLUB Yellow Copy to UMPIRES/REFEREES

Umpires/Referees

Signature P. Vickers Name P. VICKERS Club _____

Signature M. Cowie Name M. Cowie Club _____

Signature D J McVicol Name D J McVicol Club _____

Score 6 to 10

1st Named Team Burnside

2nd Named Team Woodville

LSA No.	No.	Initials	Surname (In Alphabetical Order)	Penal	Assist	Goals				Total	LSA No.	No.	Initials	Surname (In Alphabetical Order)	Penal	Assist	Goals				Total	
						1	2	3	4								1	2	3	4		
	14	S	BROOKS						1				16	M	Beerma				1	1	1	3
	22	S	Dawson		1				1				20	A	Caldwell							
	2	C	DINARDI										7	S	Guerin							2
	12	C	DINDLER				1		1				6	J	Inge					1	1	2
	13	J	KATZENBERG										22	P	Inge	3				1	1	3/1
	12	D	KILDERLY										8	G	LAZARUS					1	1	2/1
	6	S	Kiwey				1						10	C	Manning							
	44	W	Litchfield										21	L	Ozwald							
	7	P	MARSHALL					1	1				3	M	Santi	3				1	1	3
	24	B	MARTIN										5	C	Schicker	1						
	27	B	Muxlow										1	J	SMITH							1
	18	N	Muxlow										2	J	Whingen							
	3	S	Olesen										26	P	Witcombe							
	8	K	Sandow				1						15	B	Zamit							
	29	M	Sinclair-Ross										45	P	Zamit							
						Totals 2 1 3 4 10										Totals 3 5 6 2 16						
Time Outs												Time Outs 1 1/2										

Officials Report

Scorers
 1st Team Yes No
 2nd Team Yes No

Time Clock
 Yes No

Green Card
 Yes No

Yellow Card
 Yes No

Red Card
 Yes No

Correct Starting Time
 Yes No

Correct Uniforms
 1st Team Yes No
 2nd Team Yes No

Comments

Coaches' Voting
 Most Valuable Player (Senior & U17 Grades Only)
 1. Name Schicker
 Club WV No. 5
 2. Name N. Muxlow
 Club Burnside No. 18
 3. Name Inge
 Club WV No. 22
 (Both Coaches to sign)
 Name [Signature] Club [Signature]
 Name [Signature] Club [Signature]
 Signature [Signature]
 Name [Signature] Club [Signature]
 Signature [Signature]

Won by Woodville Umpires/Referees Score 10 to 16
 Signified Correct... Signature [Signature] Name D. KIRK Club _____
 1st Named Team Signature [Signature] Name P.S. McCosker Club _____
 2nd Named Team Signature [Signature] Name _____ Club _____

1st Named Team BURNSIDE 2nd Named Team WOODVILLE

LSA No.	No.	Initials	Surname (In Alphabetical Order)	Penal	Assist	Goals				Total	LSA No.	No.	Initials	Surname (In Alphabetical Order)	Penal	Assist	Goals				Total								
						1	2	3	4								1	2	3	4									
1100	14	M	BROOKES					1	1		16	M	BOERMA (4)				1	1	1		3								
1105	22	S	DAWSON	2					2		20	A	CALDWELL (5)	#							2								
	2	C	DINARDI								7	S	GUERIN								2								
	12	C	DINDLER	4				1	1	3	6	J	INGE								2								
1120	13	J	KATZENBERG								22	P	INGE (2)	3	11			1	11		3								
1121	72	D	KILDERRY								8	G	LAZARUS								2								
	10	S	KINCY	5					1		10	C	MANNING (3)								2								
1126	44	W	KITCHEFIELD								21	L	OZWALD	1							2								
1128	7	P	MARSHALL						2		3	M	SANTI	3X				1	1		3								
	24	B	MARTIN								5	C	SCHICKNER (A)	1							1								
1134	27	B	MUXLOW	3							1	J	SMITH								1								
1135	18	N	MUXLOW	1							2	J	WHINNEN	13							1								
	3	S	OLESEN								26	P	WITCOMBE	1							1								
	8	K	SANDOW								15	B	ZAMIT								1								
1146	29	M	SINCLAIR-ROSS								4	S	ZAMIT	1							1								
						Totals				2	1	3	4	10							Totals				3	5	6	2	16

Won by Woodville Umpires/Referees Score 16 to 10
 Signified Correct... Signature [Signature] Name D. DRE Club _____
 1st Named Team [Signature] Signature [Signature] Name P.J. MCCORMACK Club _____
 2nd Named Team [Signature] Signature _____ Name _____ Club _____

Officials Report

Scoring
 1st Team: No. _____ No. _____
 2nd Team: No. _____ No. _____

Time Clock
 No. _____ No. _____

Green Card
 No. _____ No. _____

Yellow Card
 No. _____ No. _____

Red Card
 No. _____ No. _____

Control Storing Time
 No. _____ No. _____

Control Offences
 1st Team: No. _____ No. _____
 2nd Team: No. _____ No. _____

Comments

Goalie Voting
 1st Team: No. _____ No. _____
 2nd Team: No. _____ No. _____

Signature: _____
 Date: _____

1st Named Team

2nd Named Team West Torrens

ETP

LSA No.	No.	Initials	Surname (In Alphabetical Order)	Penal	Assist	Goals				Total	LSA No.	No.	Initials	Surname (In Alphabetical Order)	Penal	Assist	Goals				Total
						1	2	3	4								1	2	3	4	
	16	T	BARUCH								6	M	HARLEY								
	36	M	BROWN	I							12	L	LITTLE	I							
	9	N	BROWN	III							13	D	JOHNSTON	I							
	8	L	DEMOTTER				I	I	I	3	14	P	MURPHY								
	15	J	ELLENHOFF					I		1	17	R	COVERT	II							
	11	S	GILL		I						18	D	EDWARDS								
	27	S	GILL	I							21	J	HARLEY	III							
	14	B	LAASTRÖM	II			I			1	23	A	GLAZBROOK								
	22	T	MILKREN	I							25	J	GLAZBROOK								
	18	R	PEARCE	I							26	C	JOHNSTON	III							
	12	S	PETERSON				I	I		2	22	K	PHAM	I							
	6	T	POLANO		II		I	I		3	32	H	PEARCE								
	19	A	RUPPEL								35	R	SIMMONS								
	1	G	STEELE	I	III		I	I	II	5	36	X	RICHARDSON	II							
	10	V	VILLIERS								40	X	SLOAN								
										<i>[Signature]</i>											
Time Outs <u>2/11</u>										Time Outs <u>1/7</u>											
Totals <u>24</u> <u>5</u> <u>4</u> <u>15</u>										Totals <u>9</u> <u>1</u> <u>0</u> <u>2</u> <u>3</u>											

Won by ETP Umpires/Referees Score 15 to 3
 Signified Correct... Signature [Signature] Name M. Poldeu Club _____
 1st Named Team [Signature] Signature [Signature] Name Brian Pearce Club _____
 2nd Named Team [Signature] Signature _____ Name _____ Club _____

Officials Report

Secretary: _____
 Referee: _____
 Time Clock: _____
 Green Card: _____
 Yellow Card: _____
 Red Card: _____
 Comment Starting Line: _____
 Comment Influence: _____
 Comments: _____
 Counting Voting: _____
 Referee Signature: _____
 Club Signature: _____

1st Named Team EAST TORRENS PAYNEHAM 2nd Named Team WEST TORRENS

LSA No.	No.	Initials	Surname (In Alphabetical Order)	Penal	Assist	Goals				Total	LSA No.	No.	Initials	Surname (In Alphabetical Order)	Penal	Assist	Goals				Total
						1	2	3	4								1	2	3	4	
	16	T	BARUCH								6	M	HARLEY								
	36	M	BROWN ①								12	L	LITTLE ③								
	9	N	BROWN								13	D	JOHNSTON								1
	8	K	DEN OTTER						3		14	P	MUNDY								
	15	J	ECKENHOFF						1		17	R	COVERT								
	11	S	GILL								18	D	EDWARDS ②								
	27	S	GILL								21	J	HARLEY								3
	14	B	LANGSRETH						1		23	A	GLAZBROOK								
	22	T	MINDREN								25	J	GLAZBROOK								
	18	R	PEARCE ④								26	C	JOHNSTON ①								1
	12	S	PETERSON						2		22	K	PHAM								1
	6	T	POLAND ⑤						3		32	H	PEARCE								
	19	A	RUPPEL								38	R	SIMPSON								
	1	G	STEELE ③						5		36	D	RICHARDSON								
	10	T	VICKERY ②								40	D	SLOAN								
						Totals											Totals				
						2 4 5 4 15											- 1 - 2 3				

Officials Report

Scorers
1st Team Yes No
2nd Team Yes No

Time Clock
Yes No

Green Card
Yes No

Yellow Card
Yes No

Red Card
Yes No

Correct Starting Time
Yes No

Correct Uniforms
1st Team Yes No
2nd Team Yes No

Comments

Coaches' Voting
Most Valuable Player (Senior & U17 Grades Only)
1. Name M BROWN
Club E T P No
2. Name C JOHNSON
Club W T No 26
3. Name T VICKERY
Club E T P No 10
(Both Coaches to sign)
Name D VICKERY Club E T P
Signature [Signature]
Name LAWSON Club W T
Signature [Signature]

Won by E T P Umpires/Referees Score 15 to 3
 Signified Correct Signature [Signature] Name M. Polden Club
 1st Named Team [Signature] Signature [Signature] Name Brian Peak Club
 2nd Named Team Signature Name Club

1st Named Team Brighton

2nd Named Team Glenelg

LSA No.	No.	Initials	Surname (In Alphabetical Order)	Penal	Assist	Goals				Total	LSA No.	No.	Initials	Surname (In Alphabetical Order)	Penal	Assist	Goals				Total																						
						1	2	3	4								1	2	3	4																							
	22	A	CARTER	12		I	II			3-0		5	Re	ALFORD	1			I			1																						
	16	B	EDWARDS									13	N	BOLTON																													
	9	T	FREEMAN		I	II	I		I	4-1		12	G	BRIANT																													
	20	T	LEE									15	J	HINDS	5					I	1																						
	21	JAK	MACKINNON	5								2	R	KELLY	12																												
	23	M	MANGAN	3	I	I	II		II	4-1		9	A	LAWMAN						I	1																						
	19	L	PERHALL	2		IIII	I			2-6		10	B	MCINTOSH	4																												
	1	R	PETTIGRIVE									1	S	MORTIMER	3	II				II	2																						
	7	B	PRIDHAM	1								8	C	O'DONNELL						I	1																						
	4	L	PRIDHAM				I			1-0		6	S	ROBB	IIII																												
	15	T	RAYMOND	4								4	D	ROYANS																													
	10	J	SCHMIDT	1		I				1-0		16	C	STEVENS	II				II		2																						
	2	C	SMITH									11	M	STILGOE																													
	6	H	WALPOLE									17	N	WENT	1																												
	17	S	GILBERT	1		I	I			2-0		7	P	WHITE	2				I		1																						
Time Outs <u>II</u>											Totals <u>8</u> <u>5</u> <u>13</u> <u>17</u>											Time Outs <u>II</u> <u>II</u>											Totals <u>0</u> <u>2</u> <u>2</u> <u>5</u> <u>9</u>										

Won by Brighton
 Signified Correct...
 1st Named Team Brighton
 2nd Named Team Glenelg

Umpires/Referees
 Signature Campbell Name Campbell Club _____
 Signature M'Donnell Name M'DONNELL Club _____
 Signature _____ Name _____ Club _____

Score 17 to 9
 13 14
 2 4

Officials Report

Score: _____
 1st Team: _____ 2nd Team: _____
 Time Clock: _____
 Green Card: _____
 Yellow Card: _____
 Red Card: _____
 Correct Starting Time: _____
 Correct Uniforms: _____
 Comments: _____
 Conditions: _____

1st Named Team BRIGHTON

2nd Named Team GLENELG

LSA No.	No.	Initials	Surname (In Alphabetical Order)	Penal	Assist	Goals				Total	LSA No.	No.	Initials	Surname (In Alphabetical Order)	Penal	Assist	Goals				Total
						1	2	3	4								1	2	3	4	
	22	A	CARTER	12			11			3	1365	S	Re ALFORD	*						1	
	16	B	EDWARDS								1371	13	N BOLTON	*							
	9	T	FLEMING		11					4	1373	12	G BRIANT								
	20	T	LEE								2173	15	S HINDS	(3)	1					1	
	21	JAR	MACKINNON								3956	25	R KELLY		12						
	23	M	MANCINI	11						4	2523	9	A LAWMAN							1	
	19	L	PERHAM		1111					2	2246	10	B MCINTOSH	(4)							
	1	R	PETTIGREW								1416	1	S MORTIMER	(3)		11				2	
	7	B	PRIDHAM								3957	8	C O'DONNELL	*						1	
	4	L	PRIDHAM							1	1428	6	S ROSS		1111	1					
	15	T	RAYMOND								1422	4	D ROYANS								
	10	J	SCHMIDT							1	1443	16	C STEVENS		11					2	
	2	C	SMITH								1445	11	M STILEGG								
	6	H	WALPOLE								1450	17	N WENT	(1)	1						
	17	S	GILBERT							2	1453	7	P WHITE	(2)						1	
Time Outs <u>11</u>						Totals 8 5 1 3 17					Time Outs <u>11</u>						Totals 0 2 2 5 9				

Won by BRIGHTON

Umpires/Referees

Score 17 to 9

Signified Correct...

Signature [Signature]

Name Campbell

Club _____

1st Named Team [Signature]

Signature [Signature]

Name BENDALL

Club _____

2nd Named Team [Signature]

Signature _____

Name _____

Club _____

Officials Report

COACHES
1st Team: No. _____
2nd Team: No. _____

Time Clock
No. _____

Green Card
No. _____

Yellow Card
No. _____

Red Card
No. _____

Correct Starting Time
No. _____

Correct Offense
No. _____

Comments

Countdown Timing
No. _____

1st Named Team Sturt 2nd Named Team East Torrens Payneham

LSA No.	No.	Initials	Surname (In Alphabetical Order)	Penal	Assist	Goals				Total	LSA No.	No.	Initials	Surname (In Alphabetical Order)	Penal	Assist	Goals				Total
						1	2	3	4								1	2	3	4	
	72	S	Anderson								16	T	Baruch	21				11	1		4
2197	4	C	Averay	T							36	M	Brown	T							
	49	C	deMello (4)								9	N	Brown (2)								
2034	26	M	Falloon								8	K	Den Otter								
	41	T	Falloon								15	J	Eckenhoff		1						11
	51	A	Fitzgerald	I							11	Sc	Gill		1						
2036	31	Ma	Forbes	IT					2		27	S	Gill	I							
2037	34	Mi	Forbes (5)	IT					1		14	B	Langstreth	IT							
2185	29	J	Kirkwood	IT							22	T	Mildren	I							
2049	22	A	Machner (2)	I							18	R	Pearce (1)	I							
2191	14	C	McAuley	T					1		12	S	Peterson	I							11
2069	3	A	Stone (1)	IT							6	T	Poland								
2070	33	R	Stone	I							19	A	Ruppel (4)								11
2016	19	N	Wapper						1		37	S	Vickery (3)								
	47	M	Worrall (3)	IT							10	T	Vickery (5)								
M/L										M/L											
Time Outs										Time Outs <input checked="" type="checkbox"/>											
Totals 30025										Totals 324211											

Officials Report

Scorers: _____

Timekeeper: _____

Referee: _____

Umpire: _____

Penalty Clerk: _____

Green Card: _____

Yellow Card: _____

Red Card: _____

Correct Starting Time: _____

Correct Lineouts: _____

Comments: _____

Coach's Notes: _____

Won by ETP Score 11 to 5

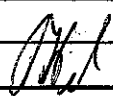

Signed Correct... Name Brendan Peak Club _____

1st Named Team McAuley Name M BENDALL Club _____

2nd Named Team Payneham Name _____ Club _____

1st Named Team STURT

2nd Named Team EAST TORRENS PAYNEHAM

LSA No.	No.	Initials	Surname (In Alphabetical Order)	Penal	Assist	Goals				Total	LSA No.	No.	Initials	Surname (In Alphabetical Order)	Penal	Assist	Goals				Total
						1	2	3	4								1	2	3	4	
	16	T	BARUCH	21					4		72	S	Anderson								
	36	M	BROWN								4	C	Avery								
	9	N	BROWN (2)								49	C	Denello								
	8	K	DEN OTTER								26	M	Faloon								
	15	J	ECKENHOFF								51	A	FitZgerald								
	11	S	GILL								31	M	Forbes								2
	27	S	GILL								34	M	Forbes								1
	14	B	LANGSTRETH								29	J	Kirkwood								
	22	T	MILDREN								22	A	Mackner								
	18	R	PEARCE (1)								4	C	McAuley								1
	12	S	PETERSON						3		3	A	Stone								
	6	T	POLAND						2		33	R	Stone								12
	19	A	RUPPEL (4)						2		19	N	Wapper								1
	37	S	VICKERY (3)								47	M	Worrell								
	10	T	VICKERY (5)								4	T	Faloon								
																					
Time Outs <input checked="" type="checkbox"/>										Time Outs											
Totals 3 2 4 2 11										Totals 3 - - 2 5											

Officials Report

Scorers
 1st Team
 2nd Team

Time Clock
 Yes
 No

Green Card
 Yes
 No

Yellow Card
 Yes
 No

Penal Card
 Yes
 No

Connect Scoring Tapes
 Yes
 No

Connect Interference
 Yes
 No

Connectivity
 Yes
 No

Coaches' Voting
 1st Team
 2nd Team

Umpires/Referees
 1st Umpire
 2nd Umpire
 3rd Umpire
 4th Umpire
 5th Umpire
 6th Umpire
 7th Umpire
 8th Umpire
 9th Umpire
 10th Umpire

Won by ETP Umpires/Referees Score 11 to 5

Signified Correct... Signature [Signature] Name Zanna Peak Club _____

1st Named Team MAWORTHY Signature [Signature] Name M BENDALL Club _____

2nd Named Team ETP Signature _____ Name _____ Club _____

1st Named Team GLENERG 2nd Named Team WOODVILLE

LSA No.	No.	Initials	Surname (In Alphabetical Order)	Penal	Assist	Goals				Total	LSA No.	No.	Initials	Surname (In Alphabetical Order)	Penal	Assist	Goals				Total
						1	2	3	4								1	2	3	4	
1365	5	Re	ALFORD								16	M	BOERMA (4)								1
1371	13	IV	BOLTON								20	A	CARDWELL								
1373	18	G	BRYANT								7	S	GURIN (5)								
1393	2	P	GREENHALGH						4		6	J	INGE								1
2075	J	HARRIS									22	P	INGE								1
	15	R	KELLY (2)								8	G	LAZARUS (1)								6
2523	9	A	LAWSON (5)						4		10	C	MANNING								
1416	1	S	MORTIMER (4)								21	L	OZWARD								
1419	3	N	MORTON						1		3	M	SANTI								2
1423	16	D	NANGLE (1)								5	C	SCHICKER (3)								
	8	C	O'DENNEILL								1	J	SMITH (2)								
1428	6	S	ROBBY (3)						5		2	J	WHINNEY								
1432	4	D	ROYALES								26	P	WHITCOMBE								
1450	17	N	WENT								15	B	ZAMIT								
1453	7	P	WHITE								45	P	ZAMIT								1
1459	12	T	WITT						1												
										/											
Time Outs <u>1 1 1</u>										Time Outs <u>1</u>											
Totals <u>4 4 2 5 15</u>										Totals <u>4 3 2 3 12</u>											

Won by GLENERG Umpires/Referees Score 15 to 12
 Signified Correct... Signature Campbell Name Campbell Club _____
 1st Named Team Signature P. Vicker Name VICKERY Club _____
 2nd Named Team Signature _____ Name _____ Club _____

Officials Report

Scorer: _____
 Referee: _____
 Time Clock: _____
 Ground Clerk: _____
 Medical Clerk: _____
 First Aid: _____
 Correct Scoring Table: _____
 Correct Definition: _____
 Comments: _____

1st Named Team GLENELG.

2nd Named Team WOODVILLE

LSA No.	No.	Initials	Surname (In Alphabetical Order)	Penal	Assist	Goals				Total	LSA No.	No.	Initials	Surname (In Alphabetical Order)	Penal	Assist	Goals				Total																		
						1	2	3	4								1	2	3	4																			
	5	R	ALFORD								16	M	BOERMA (4)	1	1					1	1																		
	13	N	BOLTON	1							20	A	CARDWELL																										
	18	G	BRYANT							1336	7	S	GUERIN (5)																										
	2	P	GREENHALGH	1		11		11	4	1343	6	J	INGE		1						1																		
	3	J	HINDSON							2535	22	P	INGE		11		1				1																		
	15	R	KELLY	1	1						8	G	LAZARUS (1)			11	1	1	11	6	6																		
	9	A	LALMAN		11	1	1	11	4	1344	10	C	MANNING																										
	1	S	MORTIMER		11					3301	21	L	OZWALD																										
	3	N	MORTON		1	11			2	1352	3	M	SANTI	1			1	1		2	2																		
	16	Dy	NANGLE							1354	5	C	SCHICKER (3)																										
	8	C	O'DONNELL	11						1355	1	J	SMITH (2)																										
	6	S	ROBB		11	1	1	1	4	2682	2	J	WHINNEN		1																								
	4	D	ROYANS							2534	26	P	WITCOMBE																										
	17	N	WENT	1							15	B	ZAMIT																										
	7	P	WHITE		1				1		45	P	ZAMIT	11		1				1	1																		
	12	I	WITT																																				
Time Outs <input checked="" type="checkbox"/> <input checked="" type="checkbox"/>										Totals 4 4 2 5 15										Time Outs <input type="checkbox"/>										Totals 4 3 2 3 12									

Won by GLENELG.

Signified Correct...

1st Named Team GLENELG.

2nd Named Team WOODVILLE

Umpires/Referees

Score 15 to 12

Signature [Signature] Name Compton Club WOODVILLE

Signature [Signature] Name P. VICKER Club WOODVILLE

Signature [Signature] Name [Signature] Club WOODVILLE

Officials Report

Score: 1st Team: 15, 2nd Team: 12

Time Check: Yes/No

Green Card: Yes/No

Yellow Card: Yes/No

Red Card: Yes/No

Correct Starting Time: Yes/No

Correct Uniforms: Yes/No

Comments:

Coach's Rating: [Handwritten]

1st Named Team West Torrens 2nd Named Team Norn Adelaide

LSA No.	No.	Initials	Surname (In Alphabetical Order)	Penal	Assist	Goals				Total	LSA No.	No.	Initials	Surname (In Alphabetical Order)	Penal	Assist	Goals				Total
						1	2	3	4								1	2	3	4	
	40	D	SLOAN	1							42	B	ALFORD								
	14	P	MURPHY	1							18	B	CHARLES								
	22	K	PHAM			1			1			M	ELLIOTT								
	35	R	SIMPSON	1					1		1	C	BORRET	1							
	17	R	COVERT ①	1							12	R	GASPARI	2		1					2
	36	D	RICHARDSON	1							27	A	KILFORD								
	23	A	GLAZBROOK	1							23	P	McCONNELL	1							
	25	J	GLAZBROOK	1							8	S	MORRIS	1	1						4
	12	L	LITTLE								7	L	ROBERTS	1							3
	6	M	HARLEY	1					1		31	A	SEWELL	1							
	18	D	EDWARDS ②								34	B	SHELDON								
	21	J	HARLEY ④	1							9	H	SWANNE	1	1						
	32	H	PEARCE ⑤			1	1		2		17	N	TAYLOR	1							
	13	J	JOHNSTON	1	1						24	C	TUCKER	1	1						
	26	E	JOHNSTON ③						2		25	B	TWIGGS								
											29	C	TWIGGS								1
Time Outs						Totals 2 1 3 7					Time Outs						Totals 4 0 3 7				

Officials Report

Score: 10 to 7

Umpires/Referees: Scott Retailick

Signified Correct: []

1st Named Team: []

2nd Named Team: []

White Copy to REGISTRAR Blue Copy to CLUB Yellow Copy to UMPIRES/REFEREES

Won by Norn Adelaide Score 10 to 7

Signified Correct: [] Name SCOTT RETAILICK Club []

1st Named Team: [] Name HARLEY Club []

2nd Named Team: [] Name J. RIPLEY Club []

1st Named Team WEST TORRENS

2nd Named Team NORTH ADELAIDE

LSA No.	No.	Initials	Surname (In Alphabetical Order)	Penal	Assist	Goals				Total	LSA No.	No.	Initials	Surname (In Alphabetical Order)	Penal	Assist	Goals				Total																		
						1	2	3	4								1	2	3	4																			
	40	D	SLOAN	1								42	B	ALFORD																									
	14	P	MUNDY									18	B	CHARLES																									
	22	K	PHAM				1		1				MA	ELLIOTT																									
	35	R	SIMPSON	1					1			1	C	BANKS BARKER ①																									
	17	R	COVERT	1								12	R	GASPARI ②	1					1	2																		
	36	D	RICHARDSON									27	A	KILFORD	1																								
	23	GA	GLAZBROOK									23	P	M'CONNELL	1																								
	25	AJ	GLAZBROOK									8	S	MORRIS	1	1			1	1	4																		
	12	G	LITTLE									7	L	ROBERTS ②	1					1	3																		
	6	M	HARLEY	1					1			31	A	SEWELL = ⑤																									
	18	D	EDWARDS									34	B	SHELDON	1																								
	21	J	HARLEY									9	H	SWAINE = ⑤																									
	32	H	PEARCE				1	1	2			17	N	TARCA	1																								
	13	D	JOHNSTON	1	1							24	C	TUCKER	1	1																							
	26	C	JOHNSTON						2			25	B	TWIGGS ④																									
												29	E	TWIGGS							1	0																	
Time Outs <u>1/1/1</u>										Totals 12 1 3 7										Time Outs <u>1/1/1</u>										Totals 4 1 3 10									

Won by NORTH ADELAIDE

Umpires/Referees

Score 10 to 7

Signified Correct... GM

Signature [Signature]

Name SCOTT RETALICK Club _____

1st Named Team _____

Signature [Signature]

Name MORRIS Club _____

2nd Named Team [Signature]

Signature [Signature]

Name J. KILFORD Club _____

Officials Report

Scoring
 1st Team: _____
 2nd Team: _____

Time Check
 Yes _____ No _____

Green Card
 Yes _____ No _____

Yellow Card
 Yes _____ No _____

Red Card
 Yes _____ No _____

Correct Scoring Time
 Yes _____ No _____

Correct Officials
 Yes _____ No _____

Comments

Coach's Voting
 Yes _____ No _____

Umpire's Signature
[Signature]

1st Named Team BRIGHTON

2nd Named Team BURNSIDE

LSA No.	No.	Initials	Surname (In Alphabetical Order)	Penal	Assist	Goals				Total	LSA No.	No.	Initials	Surname (In Alphabetical Order)	Penal	Assist	Goals				Total
						1	2	3	4								1	2	3	4	
	22	A	CARTER	F	11	1	1	1		3	1100	14	S	BROOKES	2						
	16	B	EDWARDS	11							1105	20	S	DAWSON							
	9	T	FREEMAN	1				11		3		21	C	DINARDI						1	1
	1	R	HAMILTON									12	C	DINDLER		6					1
	21	JAR	MACKINNON								1114	78	C	GOWER	11						
	23	M	MANGAN	11	1	11	1	1		4	1170	13	J	KATZENBERG							
	1	B	PETTIGROVE	FT	1					1	1171	75	D	KILDERRY							(4)
	5	R	PETTIGROVE									6	S	KINCY	1						
	20	W	RICKETT					1		1	1176	44	W	LITCHFIELD							
	7	B	PRIDHAM	FT							1178	7	P	MARSHALL				1	1	11	4
	15	T	RAYMOND	11								24	B	MARTIN	1						
	10	T	SCHMIDT				1			1	1124	27	B	MUXLOW							(1)
	2	C	SMITH	2							1135	18	N	MUXLOW							(2)
	6	H	WALPOLE	F								33	S	OLESEN	1						
	17	J	WOODFORD	T								8	K	SANDOW							(5)
	19	K	PERHAM		11	2	1	1		3											
<i>[Signature]</i>											<i>[Signature]</i>										
Time Outs <u>1/1</u>											Time Outs <u>1/1</u>										
Totals <u>6</u> <u>2</u> <u>4</u> <u>4</u> <u>16</u>											Totals <u>1</u> <u>1</u> <u>1</u> <u>3</u> <u>6</u>										

Won by BRIGHTON

Signified Correct...

1st Named Team Batholomew

2nd Named Team MALDEN

Umpires/Referees

Signature *[Signature]*

Signature *[Signature]*

Signature *[Signature]*

Score 16 to 6

Name M. CHART

Name M. Paldon

Name M. Paldon

Club

Club

Club



Officials Report

Scorers
 Referee
 Time Clock
 Green Card
 Yellow Card
 Red Card
 Controversial
 Comments



Report from Brighton Club Date 14.6.08 Round 8 Grade A Male U18

1st Named Team Brighton 2nd Named Team Burnside

LSA No.	No.	Initials	Surname (In Alphabetical Order)	Penal	Assist	Goals				Total	LSA No.	No.	Initials	Surname (In Alphabetical Order)	Penal	Assist	Goals				Total
						1	2	3	4								1	2	3	4	
	22	A	CARTER	5	T	11	1	1	1	3-2		14	S	BROOKES	1						
	16	B	EDWARDS		11							22	S	DAWSON							
	9	T	FREEMAN		1	1			11	3-1		2	C	DINERDI					1	1	
	6	R	HAMILTON									12	C	DINDLER		1					1
	21	JAK	MACKINNON									78	C	GOWER	1						
	23	M	MANGAN	2	1	11	1	1		4-1		13	J	KATZENBERG							
	1	B	PETTIGROVE	1	1					1-0		72	D	KILDERRY	4						
	5	R	PETTIGROVE									6	S	KINCY	1						
	20	W	PICKETT	4					1	1-0		44	W	LITCHFIELD							
	7	B	FRIDHAM	2	T							7	P	MARSHALL	3			1	1	1	4
	15	T	RAYMOND	3	T							24	B	MARTIN	1						
	10	J	SCHMIDT		2			1		1-0		27	B	MUXLOW	1	T					
	2	C	SMITH									18	N	MUXLOW	2						
	6	H	WALPOLE		T							3	S	OLESEN	1						
	17	J	WOODFORD		T							8	K	SANDOW	5						
	19	L	PERHAM	1		11	1	1	1	3-3											
																					
Time Outs <u>1</u> / <u>1</u> / <u>1</u>											Time Outs <u>1</u> / <u>1</u> / <u>1</u>										
Totals <u>6</u> <u>2</u> <u>4</u> <u>4</u> <u>16</u>											Totals <u>1</u> <u>1</u> <u>1</u> <u>3</u> <u>6</u>										

Won by Brighton Umpires/Referees Score 16 to 6 2 3
 Signified Correct... Signature [Signature] Name M. Polden Club _____
 1st Named Team Bathelona Signature [Signature] Name M. Couper Club _____
 2nd Named Team [Signature] Signature _____ Name _____ Club _____

Officials Report

Scorers
 1st Team: Yes No
 2nd Team: Yes No

Time Clock
 Yes No

Green Card
 Yes No

Yellow Card
 Yes No

Red Card
 Yes No

Correct Starting Time
 Yes No

Correct Uniforms
 1st Team: Yes No
 2nd Team: Yes No

Comments

Equipment Notes
 1st Team: Yes No
 2nd Team: Yes No

1st Named Team WEST TORRENS

2nd Named Team WOODVILLE

LSA No.	No.	Initials	Surname (In Alphabetical Order)	Penal	Assist	Goals				Total	LSA No.	No.	Initials	Surname (In Alphabetical Order)	Penal	Assist	Goals				Total																		
						1	2	3	4								1	2	3	4																			
	6	M	HARLEY	1	111								16	M	BOERMA	111	11	1				1/2																	
	21	J	HARLEY	211									7	S	GUERIN	T 13	1					0/1																	
	14	P	MUNDY										3	6	J	INGE	T	1111	1			1/4																	
	18	D	EDWARDS										22	P	INGE		11			1		2/2																	
	19	J	SCHAR	T									20	A	FELEPPA	TT			1			2																	
	32	H	PEARCE	1									2	12	J	DOWLING	1																						
	12	L	LITTLE										1	13	S	FISHER				11	11	4																	
	26	C	JOHNSTON	1	1			1	1				4	4	M	RYAN																							
	40	D	SLOAN										3	M	SANTI				11	1		5																	
	36	D	RICHARDSON										5	C	SCHICKER	1			1			1																	
	23	A	GLAZBROOK	1									1	J	SMITH	111																							
	17	J	GLAZBROOK										5	2	J	WINNEN					1	1																	
	35	R	SIMPSON	1									26	P	KIRTCOMBS	1111																							
	7	J	CASAGRANDE	T#					1				15	B	ZAMMIT																								
	22	K	PHAN	T		1	1	1					45	P	ZAMMIT	1																							
Time Outs <u>1</u> / <u>1</u>										Totals <u>1</u> / <u>1</u> / <u>2</u> / <u>2</u> / <u>6</u>										Time Outs <u>1</u> / <u>1</u>										Totals <u>2</u> / <u>7</u> / <u>4</u> / <u>4</u> / <u>17</u>									

Officials Report

Scorers
1st Team Yes No
2nd Team Yes No

Time Clock
Yes No

Green Card
Yes No

Yellow Card
Yes No

Red Card
Yes No

Correct Starting Time
Yes No

Correct Uniforms
1st Team Yes No
2nd Team Yes No

Comments

Coaches' Voting
Most Valuable Player
(Senior & U17 Grades Only)

1. Name S. Fisher
Club West No 13
2. Name D. Edwards
Club W.T. No 8
3. Name J. Inge
Club West No 6

(Both Coaches to sign)
Name Michael Gouze Club West
Signature [Signature]
Name Michael Gouze Club West
Signature [Signature]

Won by WOODVILLE
Signified Correct...
1st Named Team _____
2nd Named Team _____
White Copy to REGISTRAR Blue Copy to CLUB Yellow Copy to UMPIRES/REFEREES

Umpires/Referees
Signature [Signature] Name MICHAEL GOUZE Club _____
Signature [Signature] Name LA STEVENS Club _____
Signature [Signature] Name M BENDALL Club _____

Score 17 to 6

1st Named Team WEST TORRENS 2nd Named Team WOODVILLE

Main player statistics table with columns for LSA No., No., Initials, Surname, Penal, Assist, Goals (1-4), Total, and corresponding columns for the second team.

Officials Report section containing checkboxes for Scorer, Time Clock, Green Card, Yellow Card, Red Card, Correct Starting Time, Correct Uniforms, and Coaches' Voting.

Summary section: Won by WOODVILLE, Score 17 to 6, Signified Correct... 1st Named Team, 2nd Named Team, Umpires/Referees names and signatures, and Name/Club for Michael Carrac, RASTELENS, and A. Bendale G.

1st Named Team Sturt

2nd Named Team Burnside

LSA No.	No.	Initials	Surname (In Alphabetical Order)	Penal	Assist	Goals				Total	LSA No.	No.	Initials	Surname (In Alphabetical Order)	Penal	Assist	Goals				Total
						1	2	3	4								1	2	3	4	
	4	C	Averay		1					-1		14	S	Brookes (1)	1	1	1	1	1	3	
	49	C	de Mello									2	C	Dinardi	1		1	1		2	
	26	M	Falloon (4)									12	C	Dindler	1		1	1		2	
	31	Ma	Forbes									22	S	Dawson	1	1				1	
	34	Mi	Forbes									9	C	Gower							
	69	A	Hamilton		1	1			3			30	J	Katzenberg							
	10	B	Hamilton									72	D	Kilderry							
	72	J	Kirkwood	1								28	S	Kinoy (5)	1						
	22	A	Machner (5)									44	W	Litchfield							
	14	C	McAuley									7	P	Marshall		1			1		
	16	M	Norton		1	1			1			27	B	Muxlow (3)							
	3	A	Stone (1)	1	1				1			18	N	Muxlow (2)	1				1		
	33	R	Stone (2)	1	1	1			3			21	S	Olesen (4)	1						
	19	N	Wapper									6	K	Sandow					1		
	47	M	Worrall (3)									4	T	Watt					1		
<i>[Signature]</i>											<i>[Signature]</i>										
Time Outs <input checked="" type="checkbox"/>											Time Outs <input checked="" type="checkbox"/>										
Totals 24017											Totals 11248										

Officials Report

Scoring
 Blue Team: Pen No
 Red Team: Pen No

Three Checks
 Pen No

Green Card
 Pen No

Yellow Card
 Pen No

Red Card
 Pen No

Correct Starting Time
 Pen No

Correct Uniforms
 1st Team: Pen No
 2nd Team: Pen No

Comments

Coaches Voting
 Blue: Pen No
 Red: Pen No

[Handwritten notes and signatures]

Won by Burnside

Signified Correct...

1st Named Team Milneay

2nd Named Team GILLIAN CAMPBELL

Umpires/Referees

Signature *[Signature]*

Signature *[Signature]*

Signature *[Signature]*

Score 8 to 7

Name S RETALICK Club

Name A TOWLINGER Club

Name M PENNELL Club

1st Named Team

STURT

2nd Named Team

BURNSIDE

LSA No.	No.	Initials	Surname (In Alphabetical Order)	Penal	Assist	Goals				Total	LSA No.	No.	Initials	Surname (In Alphabetical Order)	Penal	Assist	Goals				Total				
						1	2	3	4								1	2	3	4					
	4	C	AVERY		1							14	S	BROOKES	①	1				1				3	
	49	C	de MELLO									2	C	DINARDI											
	26	M	FALLOON									12	C	DINDLER		1				1					2
	31	Ma	FORBES									22	S	DAWSON		1									
	34	Mi	FORBES									0	C	GOWER											
	69	A	HAMILTON			1	1			3		30	T	KATZENBERG											
	10	B	HAMILTON									72	D	KILDERRY											
	72	J	KIRKWOOD	11								58	S	KINCY	⑤	1									
	22	A	MACHNER									44	W	LITCHFIELD											
	14	C	MCAULEY									7	P	MARSHALL		11					1			1	
	16	M	NORTON		1				1			27	B	MUXLOW	④									#	
	3	A	STONE		1							18	N	MUXLOW	②	T								1	
	33	R	STONE	11			1	1	3			21	S	Olesen	③	T								1	
	19	K	WAPPER									4	T	WATTS									+		
	17	M	WORRAL									6	K	SANDOW									1	1	
Time Outs						Totals						Time Outs						Totals							
						24-17												11248							

Won by BURNSIDE

Umpires/Referees

Score 8 to 7

Signified Correct...

Signature [Signature]

Name S RETALLICK Club _____

1st Named Team [Signature]

Signature [Signature]

Name [Signature] Club _____

2nd Named Team [Signature]

Signature [Signature]

Name [Signature] Club _____

Officials Report

Scorers

1st Team Yes No
2nd Team Yes No

Time Clock

Yes No

Green Card

Yes No

Yellow Card

Yes No

Red Card

Yes No

Correct Starting Time

Yes No

Correct Uniforms

1st Team Yes No
2nd Team Yes No

Comments

Coachs' Voting
Most Valuable Player

1.
2.
3.

Signature:

Club:

Signature:

Club:

1st Named Team GLENELG

2nd Named Team NORTH ADELAIDE

LSA No.	No.	Initials	Surname (In Alphabetical Order)	Penal	Assist	Goals				Total	LSA No.	No.	Initials	Surname (In Alphabetical Order)	Penal	Assist	Goals				Total
						1	2	3	4								1	2	3	4	
	5	Re	ALFORD							2		42	B	ALFORD							1
	15	Ry	ALFORD							2		20	M	BARANAUSKAS							
	13	N	BOLTON									18	B	CHARLES							
	18	G	BRYANT									19	M	ELLIOTT							
	2	P	GREENHALGH							7		12	R	GASPARI							1
	12	R	KELLY									27	A	KILFORD							
	9	A	LAWMAN							3		13	S	KILFORD							
	10	B	MCINTOSH									23	P	MCCONNELL							
	1	S	MORTIMER							1		8	S	MORRIS							
	3	N	MORTON							4		7	L	ROBERTS							
	7	Dy	NANGLE									9	DM	ROBERTSON							
	8	C	O'DONNELL									34	B	SHELDON							
	6	S	ROBB							4		17	N	TARCA							
	4	D	ROYANZ							3		24	C	TUCKER							1
	17	N	WENT									25	B	TWIGGS							1
P. Vickery										P. Vickery											
Time Outs <u>1/1/1</u>										Time Outs <u>1/1</u>											
Totals <u>45</u> <u>8</u> <u>9</u> <u>26</u>										Totals <u>200</u> <u>1</u> <u>3</u>											

Officials Report

Scorers
1st Team Yes No
2nd Team Yes No

Time Clock
Yes No

Green Card
Yes No

Yellow Card
Yes No

Red Card
Yes No

Correct Starting Time
Yes No

Correct Uniforms
1st Team Yes No
2nd Team Yes No

Comments

Coaches' Voting
Most Valuable Player
(Senior & U17 Grades Only)

1. Name.....
Club..... No.....
2. Name.....
Club..... No.....
3. Name.....
Club..... No.....
(Both Coaches to sign)
Name..... Club.....
Signature.....
Name..... Club.....
Signature.....

Won by GLENELG

Signified Correct... [Signature]

1st Named Team [Signature]

2nd Named Team [Signature]

Umpires/Referees

Signature [Signature] Name Peter Vickery Club

Signature [Signature] Name CRAIG ZIEGLER Club

Signature Name Club

Score 26 to 3

1st Named Team GLENELG

2nd Named Team NORTH ADELAIDE

LSA No.	No.	Initials	Surname (In Alphabetical Order)	Penal	Assist	Goals				Total	LSA No.	No.	Initials	Surname (In Alphabetical Order)	Penal	Assist	Goals				Total
						1	2	3	4								1	2	3	4	
1365	5	RE	ALFORD	①						2	42	AB	ALFORD								1
1366	15	RU	ALFORD							2	20	M	BARANAUSKAS								
1371	13	N	BOLTON								18	B	CHARLES								
1373	18	G	BRYANET								19	M	ELLIOTT								
1393	2	P	GREENHALGH	②						7	12	R	GIASPARI	①							1
	12	R	KELLY								27	A	KILFORD								
2523	9	A	LAWMAN	④						3	13	S	KILFORD	③							
2246	10	B	M'INTOSH	③							23	P	MCGONNELL	②							
1416	1	S	MORTIMER							1	8	S	MORRIS								
1419	3	N	MORTON							4	7	L	ROBERTS								
1423	7	DY	NANCFE	⑤							9	DM	ROBERTSON								
	8	C	O'DONNELL								34	B	SHELDON								
1428	6	S	ROBB							4	17	N	TARCA								
1432	4	D	ROYANES							3	24	C	TUCKER								
1450	17	N	WENT								25	B	TWIGGS	②							1
P. Vickery											P. Vickery										
Time Outs <input checked="" type="checkbox"/>											Time Outs <input checked="" type="checkbox"/>										
Totals 4 5 8 9 26											Totals 2 0 0 1 3										

Won by GLENELG

Signified Correct... [Signature]

1st Named Team [Signature]

2nd Named Team [Signature]

White Copy to REGISTRAR Blue Copy to CLUB Yellow Copy to UMPIRES/REFEREES

Umpires/Referees

Signature [Signature]

Signature [Signature]

Signature [Signature]

Score 26 to 3

Name Peter Vickery Club _____

Name CRISTE JOBBEL Club _____



Name _____ Club _____

Officials Report

Score	26	3
1st Team	GLENELG	NORTH ADELAIDE
2nd Team		
Time Clock		
Green Card		
Yellow Card		
Red Card		
Correct Shooting Time		
Correct Umpiring		
Comments		

1st Named Team EAST TORRENS PAYNEHAM

2nd Named Team BRIGHTON

LSA No.	No.	Initials	Surname (In Alphabetical Order)	Penal	Assist	Goals				Total	LSA No.	No.	Initials	Surname (In Alphabetical Order)	Penal	Assist	Goals				Total
						1	2	3	4								1	2	3	4	
	16	T	BARUCH (1)							3		22	A	CARTER							2
	36	M	BROWN									21	J	EDWARDS							
	9	N	BROWN									9	T	FREEMAN							3
	8	K	DEW OYER							2		6	R	HAMILTON							
	15	J	ECKENHOFF							1		23	M	MANGAN							3
	11	S	GILL									19	L	PERHAM 2							3
	27	S	GILL									1	B	PETTIGROVE 1							
	14	B	LANGSTRETH (4)							3		6	R	PETTIGROVE							2
	18	R	PEARCE									20	W	PICKETT 3							3
	12	S	PETERSON (5)							3		7	B	PRIDHAM 5							
	6	T	POLAND (2)	T	"					1		15	T	RAYMOND							
	19	A	RUPPEL	T								10	J	SCHMIDT							
	1	G	SVERLE (3)							1		2	C	SMITH 4							
	37	S	VICKERY									17	J	WOODFORD							
	10	T	VICKERY									6	H	WALPOLE							
																					
Time Outs <input checked="" type="checkbox"/> <input checked="" type="checkbox"/>											Time Outs <input checked="" type="checkbox"/> <input checked="" type="checkbox"/>										
Totals 3 3 4 4 14											Totals 3 6 5 2 16										

Won by BRIGHTON

Signified Correct


1st Named Team 

2nd Named Team 

White Copy to REGISTRAR Blue Copy to CLUB Yellow Copy to UMPIRES/REFEREES

Umpires/Referees

Signature 

Signature 

Signature _____

Score 16 to 14

Name Michael Loupie Club _____

Name Brian Peak Club _____

Name _____ Club _____

Officials Report

Score _____

Referee _____

Time Outs _____

Green Card _____

Yellow Card _____

Red Card _____

Conduct Starting Team _____

Conduct Referee _____

Comments _____

Checked by _____

1st Named Team E.T.P. 2nd Named Team Brighton

LSA No.	No.	Initials	Surname (In Alphabetical Order)	Penal	Assist	Goals				Total	LSA No.	No.	Initials	Surname (In Alphabetical Order)	Penal	Assist	Goals				Total
						1	2	3	4								1	2	3	4	
	16	T	BARUCH			1	1		1	3		22	A	CARTER	T	11	1	1			2
	36	m	BROWN									21	J	EDWARDS							
	9	N	BROWN									9	T	FREEMAN	T			1	1		3
	8	K	DEN OTTER					11		2		6	R	HAMILTON							
	15	J	ECKENHOFF			1				1		23	M	MANGAN	1	1	1	1	1		3
	11	Sc	GILL									19	L	PERHAM 23	1			1	11		3
	27	Si	GILL									1	B	PETTIGROVE 1							
	14	B	LANGSTRETH	1111			1		11	3		16	R	PETTIGROVE	1	1			1		2
	18	R	PEARCE									20	W	PICKETT 3	1			11	1		3
	12	S	PATERSON			1		1	1	3		7	B	FRIDHAM 5							
	6	T	POLAND	T1				1		1		4	L	FRIDHAM							
	19	A	RUPPEL	T								15	T	RAYMOND	1						
	1	G	STEELE		1111	1				1		10	J	SCHMIDT	1						
	37	S	VICKERY									2	C	SMITH 4	1						
	10	T	VICKERY									17	J	WOODFORD	11						
												6	H	WALPOLE							
Time Outs <u>1/1/1</u>										Time Outs <u>1/1/1</u>											
Totals <u>3 3 4 4 14</u>										Totals <u>3 6 5 2 16</u>											

Won by Brighton Umpires/Referees 6 10 Score 14 to 16 9-14
 Signified Correct 1/1/1 Signature [Signature] Name Michael Goubie Club _____
 1st Named Team [Signature] Signature [Signature] Name Brian Peak Club _____
 2nd Named Team [Signature] Signature _____ Name _____ Club _____

Officials Report

Secretary: _____
 Time Clock: _____
 Green Card: _____
 Yellow Card: _____
 Correct Starting Time: _____
 Correct Grounds: _____
 Coach's Writing: _____

1st Named Team Brighton 2nd Named Team Sturt

LSA No.	No.	Initials	Surname (In Alphabetical Order)	Penal	Assist	Goals				Total	LSA No.	No.	Initials	Surname (In Alphabetical Order)	Penal	Assist	Goals				Total
						1	2	3	4								1	2	3	4	
	22	A	CARTER		11	1	1			2-2		72	S	ANDERSON							
	16	B	EDWARDS	1								4	C	AVERAY		11	1	1			2
	21	J	EDWARDS									49	C	DE MELLO							
	9	T	FREEMAN	5	1				11	5-0		26	M	FALLOON							
	6	R	HAMILTON	4								51	A	FITZGERALD							
	23	M	MANGAN			1	1		1	3-0		31	Ma	FORBES							
	19	L	PERHAM		11		1			1-2		34	Mi	FORBES	1	1		1		1	
	1	B	PETTIGROVE		1		1			1-1		29	J	KIRKWOOD	3	1		1		1	
	20	W	PICKETT	2	111	1	1			2-3		22	A	MACHNER	5						
	7	B	PRIDHAM									14	C	MCAULEY				1	1	3	
	4	L	PRIDHAM									16	M	NORTON	11		1			1	
	15	T	RAYMOND	1								3	A	STONE							
	10	J	SCHMIDT	T	1		1			1-1		33	R	STONE	2		1		1	2	
	2	C	SMITH	3	T							19	N	WAPPER							
	17	J	WOODFORD									47	M	WORRALL	4	1					
P. Vickery											P. Vickery										
Time Outs <u>1</u>											Time Outs <u>1</u>										
Totals 4 3 3 5 15											Totals 2 3 2 3 10										

Won by Brighton
Signified Correct...
1st Named Team Brighton
2nd Named Team Sturt

Umpires/Referees Score 15 to 10
Signature P. Vickery Name Peter Vickery Club _____
Signature Brian Beale Name Brian Beale Club _____
Signature _____ Name _____ Club _____

Officials Report

Referee
 Referee Name: Yes No
 Referee Number: Yes No
 Time Clock: Yes No
 Green Card: Yes No
 Yellow Card: Yes No
 Red Card: Yes No
 Correct Start/Stop Time: Yes No
 Correct Line/Goals: Yes No
 Correct Penalties: Yes No
 Correct Substitutions: Yes No
 Correct Score: Yes No

1st Named Team Brighton

2nd Named Team Sturt

LSA No.	No.	Initials	Surname (In Alphabetical Order)	Penal	Assist	Goals				Total	LSA No.	No.	Initials	Surname (In Alphabetical Order)	Penal	Assist	Goals				Total
						1	2	3	4								1	2	3	4	
	22	A	Carter		"				2	2187	72	S	Anderson		"						1
	16	B	Edwards	"						2187	4	C	Averay		"	"					2
	21	J	Edwards								49	C	de Mello								
	9	T	Freeman		"				5	2034	26	M	Falloon								
	6	R	Hamilton								51	A	Fitzgerald								
	23	M	Mangan		"	"	"		3	2036	31	Ma	Forbes								
	19	L	Perham		"		"		12	2037	34	Mi	Forbes		"						1
	1	B	Pettigrove		"		"		1	2185	29	J	Kirkwood								1
	20	N	Pickett	"	"	"	"		2	2049	22	A	Machner								2
	7	B	Pridham							2191	14	C	McAuley								3
	4	L	Pridham							2057	16	M	Norton		"						1
	15	T	Raymond	"						2069	3	A	Stone								
	10	J	Schmidt	"		"			1	2070	33	R	Stone							1	2
	2	C	Smith							2966	19	N	Wapper								
	17	J	Woodford								47	M	Worrall		"						
<i>pliskey</i>											<i>pliskey</i>										
Time Outs <input checked="" type="checkbox"/>						Totals 4 3 3 5 15					Time Outs <input checked="" type="checkbox"/>						Totals 2 3 2 3 10				

Won by Brighton

Signified Correct...

1st Named Team Brighton

2nd Named Team Averay

Umpires/Referees

Signature *pliskey*

Signature *Brian Peak*

Signature _____

Score 15 to 10

Name Peter Vickery Club _____

Name Brian Peak Club _____

Name _____ Club _____

Officials Report

Referee: No. No.

Time Clock: No. No.

Green Card: No. No.

Yellow Card: No. No.

Red Card: No. No.

Correct Starting Time: No. No.

Correct Uniforms: No. No.

Comments:

Coach's Writing:

1st Named Team WEST TORRENS

2nd Named Team GLENELG

LSA No.	No.	Initials	Surname (In Alphabetical Order)	Penal	Assist	Goals				Total	LSA No.	No.	Initials	Surname (In Alphabetical Order)	Penal	Assist	Goals				Total
						1	2	3	4								1	2	3	4	
	22	K	PHAM						11	2	1365	15	Re ALFORD								
	6	M	HARLEY		1					1	1366	15	RY ALFORD (5)	11							3
	24	J	HARLEY		1					2	1371	13	N BOLTON (1)	21							
	14	P	MUNDY								1373	18	G BRYANT								
	18	D	EDWARDS								1393	2	P GREENHALGH (2)								4
	5	M	HEARD								2523	9	A LAWMAN		11						2
	19	J	SCHAR	1							2246	10	B MCINTOSH								
	34	S	BENNETT								1416	1	S MORTIMER (4)		1						3
	32	H	PEARCE		1					1	1419	3	N MORTON								2
	12	L	LITTLE								1422	7	DA NANGLE								
	26	C	JOHNSON						11	3	1423	11	DY NANGLE								
	40	D	SLOAN								1428	6	S ROBB								
	36	D	RICHARDSON								2012	12	B ROBINSON								2
	23	A	GLAZBROOK	12						1	1432	4	D ROYAN								
	25	J	GLAZBROOK							1	1450	17	N WENT (3)								
<i>[Signature]</i>											<i>[Signature]</i>										
Time Outs <input checked="" type="checkbox"/>											Time Outs <input checked="" type="checkbox"/>										
Totals 104611											Totals 644216										

Officials Report

Scoring: For Team: For Opp:
 Time Clock: For Team: For Opp:
 Green Card: For Team: For Opp:
 Yellow Card: For Team: For Opp:
 Blue Card: For Team: For Opp:
 Correct Starting Time: For Team: For Opp:
 Correct Lineups: For Team: For Opp:
 Comments: _____

Captain: _____
 Vice-Captain: _____
 Coach: _____
 Referee: _____

Won by GLENELG
 Signified Correct...
 1st Named Team _____
 2nd Named Team _____
 White Copy to REGISTRAR Blue Copy to CLUB Yellow Copy to UMPIRES/REFEREES

Umpires/Referees
 Signature [Signature] Name Campbell Club _____
 Signature [Signature] Name McBendall Club _____
 Signature _____ Name _____ Club _____

Score 16 to 11

1st Named Team West Torrens 2nd Named Team Glendy

LSA No.	No.	Initials	Surname (In Alphabetical Order)	Penal	Assist	Goals				Total	LSA No.	No.	Initials	Surname (In Alphabetical Order)	Penal	Assist	Goals				Total
						1	2	3	4								1	2	3	4	
893	22	K	PHAM						2	518	Re	ALFORD	1								
2765	6	M	HARLEY	1	1			1	1	15	Ry	ALFORD	1	1							3
2914	21	J	HARLEY	1	1			2	2	13	A	BOLTON	2								
886	14	P	MUNBY							18	G	REYANT									
2084	18	D	EDWARDS							2	P	GREENHART		1							4
	5	M	HEARD							9	A	LANNAN		1							2
	19	J	SCHAR	1						10	B	MCINTOSH									
857	34	S	BENNETT							1	S	MORTIMER			1						3
2114	32	K	PEARCE					1	1	3	N	MORDAN	1	1							2
2770	12	L	LITTLE							7	Do	NAGLE									
874	26	C	JOHNSTON					1	3	11	By	NAGLE									
906	40	A	SLOAN	1						6	S	ROBB									
898	36	D	RICHARDSON	1						12	B	ROBINSON									2
3179	23	A	GLAZBROOK	12	1				1	4	D	ROYALS									
3178	25	J	GLAZBROOK					1	1	17	N	WEAT	1								
<i>[Signature]</i>										<i>[Signature]</i>											
Time Outs <u>1/1/1</u>										Time Outs <u>1/1/1</u>											
Totals <u>104611</u>										Totals <u>644216</u>											

Officials Report

Scorers
1st Team Yes No
2nd Team Yes No

Time Clock
Yes No

Green Card
Yes No

Yellow Card
Yes No

Red Card
Yes No

Correct Starting Time
Yes No

Correct Uniforms
1st Team Yes No
2nd Team Yes No

Comments

Coaches' Voting
Most Valuable Player
(Senior & U17 Grades Only)

1. Name.....
Club.....No.....

2. Name.....
Club.....No.....

3. Name.....
Club.....No.....

(Both Coaches to sign)

Name.....Club.....

Signature.....

Name.....Club.....

Signature.....

Won by Glendy Umpires/Referees Score 16 to 11

Signified Correct... Signature [Signature] Name Campbell Club _____

1st Named Team Signature [Signature] Name M BENDALL Club _____

2nd Named Team Signature _____ Name _____ Club _____

1st Named Team WOODVILLE

2nd Named Team NORTH ADEL

LSA No.	No.	Initials	Surname (In Alphabetical Order)	Penal	Assist	Goals				Total	LSA No.	No.	Initials	Surname (In Alphabetical Order)	Penal	Assist	Goals				Total								
						1	2	3	4								1	2	3	4									
	15	M	BOERMA BOERMA				1					42	B	ALFORD				1				1							
	20	A	CARDWELL									18	B	CHARLES															
	1333	B	FISHER	1	1		1			1		12	R	GASPARI		11					1								
	1336	7	QUERIN		1							27	A	KILFORD															
	1343	6	J. INGE		11	1	11		1	4		13	S	KILFORD															
③	2555	22	P INGE	1	1	1	1		11	4		23	P	MCCONNELL	1														
	1344	10	C MANNING									8	S	MORRIS					1	1		2							
③		9	G LAZARUS	1	1			1		3		15	T	MORRIS		1													
②	1347	16	J DRAGRAZIO		1111	11	11		11	7		7	L	ROBERTS	1				1			1							
	1352	3	M SANTI		1	11		1		3		9	D	ROBERTSON			1					2							
②	1354	5	C SCHICKES	2								24	B	SHELDON	1														
②	1355	1	J SMITH	1	1	1	1			2		24	C	TUCKER															
	2682	2	J WHINNEY									25	B	TWIGG															
④	2534	26	P WITCOMBE		1							29	C	TWIGGS															
	45	P	ZAMIT	11				1		1		22	N	TWISK		11			1			1							
Time Outs										Totals										Totals									
										7 8 3 8 26										1 1 3 3 8									

Officials Report

Scorers
1st Team Yes No
2nd Team Yes No

Time Clock
Yes No

Green Card
Yes No

Yellow Card
Yes No

Red Card
Yes No

Correct Starting Time
Yes No

Correct Uniforms
1st Team Yes No
2nd Team Yes No

Comments

Coaches' Voting
Most Valuable Player
(Senior & U17 Grades Only)

1. Name J. Langford
Club WV No. 16

2. Name J. Smith
Club WV No. 1

3. Name B. Sheldon
Club N.A. No. 34

(Both Coaches to sign)
Name Mathew Club WV

Signature [Signature]

Name C. [Signature] Club N.A.
Signature [Signature]

Won by WOODVILLE

Signified Correct...

1st Named Team WOODVILLE

2nd Named Team STANFORD

Umpires/Referees

Signature [Signature]

Signature [Signature]

Signature [Signature]

Score 26 to 8

Name DAVID FORD Club [Blank]

Name MICHAEL COONE Club [Blank]

Name [Blank] Club [Blank]

1st Named Team WOODVILLE

2nd Named Team NORTH ADELAIDE

LSA No.	No.	Initials	Surname (In Alphabetical Order)	Penal	Assist	Goals				Total	LSA No.	No.	Initials	Surname (In Alphabetical Order)	Penal	Assist	Goals				Total						
						1	2	3	4								1	2	3	4							
	15	M	BOFFA Boering					1		1		42	B	ALFORD							1						
	20	A	CARDWELL									18	B	CHARLES (e)													
	13	S	FISHER	1					1	1		12	R	GASPARI	3	111				1	1						
	7	S	QUERIN	1								27	A	KILFORD													
	6	J	INGE			11	11		1	5		13	S	KILFORD (c) (2)													
	22	P	INGE	3	11		11		4	4		23	P	M'CONNELL	11												
	10	C	MANNING									8	S	MORRIS					1	1	2						
	9	G	LAZARUS	3					2	2		15	T	MORRIS	3												
	16	J	DANGRAZIS	1	1111	11	11	1	7	7		7	L	ROBERTS	1						1						
	3	M	SANTI		11		1		3	3		9	D	ROBERTSON	1				1	1	2						
	5	C	SHICKER	2								34	B	SHELDON	1												
	1	J	SMITH		1	1	1		2	2		24	C	TUCKER													
	2	J	WHINEN									25	B	TWIGGS													
	26	P	WITCOMB	3								29	C	TWIGGS													
	45	P	ZAMIT		11			1	1	1		22	N	TWISK	11			1		1							
						Totals					7	8	3	8	26												
						Totals					1	1	1														

Officials Report

Scorers
1st Team Yes No
2nd Team Yes No

Time Clock
Yes No

Green Card
Yes No

Yellow Card
Yes No

Red Card
Yes No

Correct Starting Time
Yes No

Correct Uniforms
1st Team Yes No
2nd Team Yes No

Comments

Coaches' Voting
Most Valuable Player (Senior & U17 Grades Only)

1. Name J. Pringle
Club WDA No 16

2. Name J. Smith
Club WDA No 2

3. Name B. Sheldon
Club NPA No 34

(Both Coaches to sign)
Name C. Taylor Club NPA
Signature C. Taylor

Name Matthew White Club WDA
Signature Matthew White

Won by WOODVILLE

Signified Correct...

1st Named Team WOODVILLE

2nd Named Team NORTH ADELAIDE

Umpires/Referees

Signature

Signature

Signature _____

Score 26 to 8

Name DAVID EYDE Club _____

Name MICHAEL GAUDIE Club _____

Name _____ Club _____

1st Named Team ETP

2nd Named Team BURNSIDE

LSA No.	No.	Initials	Surname (In Alphabetical Order)	Penal	Assist	Goals				Total	LSA No.	No.	Initials	Surname (In Alphabetical Order)	Penal	Assist	Goals				Total
						1	2	3	4								1	2	3	4	
	16	T	BARUCH		'	'	'			2		14	S	BROOKES (5)	'						2
	36	M	BROWN									22	S	DANSON	'						2
	9	N	BROWN (2)	"								2	C	DINARDI							
	8	K	DEN OYER				'	'		2		9	C	GOWER	'						
	15	J	ECKENHOFF (5)	"	'	'	"	"		3		30	J	KATZENBERG							
	11	S	GILL									72	D	KILDERRY							
	27	S	GILL	1								28	S	KINCY							
	14	B	LANGSTRETH	"			'			1		44	W	LITCHFIELD (1)	'						
	22	T	MINDREN	2								24	B	MARTIN							
	18	R	PEARCE	"								7	P	MARSHALL	'						
	12	S	PETERSON (1)	'	"	"	'			4		27	B	MUXLOW (2)	'						
	6	T	POLAND			'				1		18	N	MUXLOW (3)	'						
	1	G	STEELE		"					1		21	S	Olesen							
	37	S	VICKERY (3)	'								29	M	SINCLAIR ROSS							2
	10	T	VICKERY (4)									6	K	SANDON (4)							1
<i>[Signature]</i>											<i>[Signature]</i>										
Time Outs <input checked="" type="checkbox"/> <input checked="" type="checkbox"/>											Time Outs <input checked="" type="checkbox"/> <input checked="" type="checkbox"/>										
Totals 061613											Totals 30317										

Officials Report		
Score	13	7
Time Clock		
Green Card		
Yellow Card		
Red Card		
Correct Starting Time		
Correct Line-Ups		
Comments		

Won by EAST TORRENS

Signified Correct

1st Named Team EAST TORRENS

2nd Named Team BURNSIDE

Umpires/Referees

Signature *[Signature]*

Signature *[Signature]*

Signature *[Signature]*

Score 13 to 7

Name M. POLDEN Club _____

Name S. RETALICK Club _____

Name P.J. MCCORMACK Club _____

1st Named Team E.T.P. 2nd Named Team BURNSIDE

LSA No.	No.	Initials	Surname (In Alphabetical Order)	Penal	Assist	Goals				Total	LSA No.	No.	Initials	Surname (In Alphabetical Order)	Penal	Assist	Goals				Total
						1	2	3	4								1	2	3	4	
	16	T	BARUCH		1	1			1	7	1100	14	S	BROOKES	5	1		11			2
	36	M	BROWN								1105	22	S	DAWSON							2
	9	N	BROWN	11								2	C	DINARDI							
	8	K	DEN OTTER				1	1		2		9	C	GOWER	1						
	15	J	ECKENHOFF	11	1	1			11	3		30	V	KATZENBERG							
	11	S	GILL									TKD		KILDERRY							
	27	S	GILL	1								28	S	KINCY							
	14	B	LANGSTRETH	11				1	1			44	W	LITCHFIELD	1	11					
	22	T	MILDREW	2								24	B	MARTIN							
	18	R	PEARCE	11								7	P	MARSHALL	1	1					
	12	S	PETERSON	1	1	111		1	4			27	B	MUXLOW	2						
	6	T	POLAND			14			1			18	N	MUXLOW	3	1					
	1	G	STEELE	1	11							21	S	OLESEN							
	37	S	VICKERY	1								29	M	SINCLAIR ROSS					1	1	2
	10	T	VICKERY									6	K	SANDOW	4				1		1
<i>[Signature]</i>											<i>[Signature]</i>										
Time Outs <u>1/1/1</u>											Time Outs <u>1/1/1</u>										
Totals - <u>6</u> 7 <u>13</u>											Totals <u>3</u> - <u>8</u> <u>17</u>										

Officials Report

Scorers
1st Team Yes No
2nd Team Yes No

Time Clock
Yes No

Green Card
Yes No

Yellow Card
Yes No

Red Card
Yes No

Correct Starting Time
Yes No

Correct Uniforms
1st Team Yes No
2nd Team Yes No

Comments

Coaches' Voting
Most Valuable Player (Senior & U17 Grades Only)

1. Name S. PETERSON
Club ETP No. 12

2. Name W. LITCHFIELD
Club BUR No. 44

3. Name N. BROWN
Club ETP No. 9

(Both Coaches to sign)
Name B. CARO Club BUR
Signature [Signature]
Name T. HALL Club ETP
Signature [Signature]

Won by E.T.P. Umpires/Referees [Signature] Score 13 to 7
 Signified Correct... Signature [Signature] Name M. POLDEN Club _____
 1st Named Team [Signature] Signature [Signature] Name P. J. MCCONNERY Club _____
 2nd Named Team [Signature] Signature [Signature] Name S. RETALLICK Club _____

1st Named Team EAST TORRENS PAYNEHAM

2nd Named Team GLENELG

LSA No.	No.	Initials	Surname (In Alphabetical Order)	Penal	Assist	Goals				Total	LSA No.	No.	Initials	Surname (In Alphabetical Order)	Penal	Assist	Goals				Total
						1	2	3	4								1	2	3	4	
	16	T	BARUCH			1				2	1365	5	RE	ALFORD							1
	36	M	BROWN (4)								1366	15	RY	ALFORD	T						
	9	N	BROWN (2)	T							1371	13	N	BOLTON (4)	T						
	8	K	DEV OFFER						1	1	1373	18	G	BRYANT	T						
	15	J	ECKENHOFF	T					1	1	1393	2	P	GREENHALGH					1		1
	11	S	GILL								2523	9	A	LAWMAN				1		1	4
	25	C	KIRTON								1407	16	D	LYONS							
	14	B	LANGSTRETH								1416	1	S	MORTIMER (1)							1
	18	R	PEARCE								1419	3	N	MORTON (3)							1
	12	S	PETERSON						2	2	1428	6	S	ROBB							1
	6	T	POLAND						1	1	1432	4	D	ROMANES (3)	T						1
	19	A	RUPPEL								1445	11	M	STILGOE (2)							1
	1	G	STEELE (5)						2	2	1450	17	N	WERT							1
	37	S	VICKERY (3)								1453	7	P	WHITE							1
	10	T	VICKERY (1)								1459	12	T	WITT							1
						Totals 2 4 2 1 9										Totals 3 1 2 5 11					

Officials Report

Referee: _____

Time Clock: _____

Green Card: _____

Yellow Card: _____

Red Card: _____

Correct Starting Time: _____

Correct Uniforms: _____

Comments: _____

Coach's Name: _____

Club: _____

Won by Glenelg Score 11 to 9

Signified Correct... Umpires/Referees

1st Named Team East Torrens Payneham Signature [Signature] Name D. EYDE Club _____

2nd Named Team Glenelg Signature [Signature] Name S. RETALLICK Club _____

1st Named Team EVES TORRES PLYNEHAM

2nd Named Team GLENELG

LSA No.	No.	Initials	Surname (In Alphabetical Order)	Penal	Assist	Goals				Total	LSA No.	No.	Initials	Surname (In Alphabetical Order)	Penal	Assist	Goals				Total
						1	2	3	4								1	2	3	4	
	16	T	BARUCH						2	1365	5	Re	ALFORD								1
	36	M	BROWN							1366	15	RY	ALFORD								
	9	N	BROWN							1371	13	N	BOLTON								
	8	K	DEW OTTER						1	1373	18	G	BRYANS								
	15	J	ECKENHOFF						1	1393	2	P	GREENTHALGH								
	11	S	GILL							2523	9	A	LAWMAN								4
	25	C	KIRTON							1407	16	D	LYONS								
	14	B	LANGSTRETH							1416	1	S	MORTIMER								1
	18	R	PODACE							1419	3	N	MORTON								1
	12	S	PETERSON						2	1428	6	S	ROBB								1
	6	T	POLAND						1	1432	4	D	ROYANS								1
	19	A	ROOPER							1445	11	M	STILGEE								1
	1	G	STRELE						2	1450	17	N	WENT								
	37	S	VICKERY							1453	7	P	WHITE								1
	10	T	VICKERY							1459	12	T	WITT								1
<i>[Signature]</i>										<i>[Signature]</i>											
Time Outs <input checked="" type="checkbox"/>										Time Outs <input checked="" type="checkbox"/>											
Totals 2 4 2 1 9										Totals 3 1 2 5 11											

Officials Report

Score: _____ to _____

Time: _____

Penal: _____

Assist: _____

Goals: _____

Comments: _____

Won by GLENELG

Signified Correct... [Signature]

1st Named Team [Signature]

2nd Named Team [Signature]

Umpires/Referees

Signature [Signature]

Signature [Signature]

Signature _____

Score 11 to 9

Name D. DINE Club _____

Name S. RETALLICK Club _____

Name _____ Club _____

1st Named Team West Torrens

2nd Named Team Brighton

LSA No.	No.	Initials	Surname (In Alphabetical Order)	Penal	Assist	Goals				Total	LSA No.	No.	Initials	Surname (In Alphabetical Order)	Penal	Assist	Goals				Total	
						1	2	3	4								1	2	3	4		
2084	18	D	EDWARDS								16	R	EDWARDS									
2765	6	M	HARLEY								21	J	EDWARDS									
868	3	R	HOOPER								9	T	FREDMAN 5	T	1			11	11			6
905	35	R	SIMPSON				1		1		6	R	HAMILTON									1
3179	23	A	GLAZBROOK								23	M	MANCAX 1		11111	11		1	11			5
874	8	E	JOHNSTON ③								1	B	PETROLOVE	T	111	1						1
886	N	P	MUNDY								20	W	PICKETS 2		1	1	111	111	11			4
3178	25	J	GLAZBROOK	111							7	B	PRIDHAM		1	111			1			4
906	40	D	SLOAN ①								4	L	PRIDHAM		1111	1			1			4
	32	M	HARRIS								18	L	PERMAN		1111	1			1			4
857	34	S	BENNETT								15	T	RAYMOND									1
898	36	D	RIHARSON								10	J	SCHMIST 3									3
	19	J	SCHAR								2	C	SMITH									
2114	32	H	PEARIE ②		1						5	H	WALPOLE									1
873	22	F	PHAM								17	J	WOODS RD 4	T			1	1				4
2770	12	L	LITTLE																			
						Totals 0 0 1 0 1										Totals 10 4 6 11 31						



Officials Report

Scorers
 Time Clocks
 Green Card
 Yellow Card
 Red Card
 Control Starting Tank
 Control Uniforms
 Comments

Won by BRIGHTON
 Signified Correct...
 1st Named Team
 2nd Named Team

Umpires/Referees
 Signature [Signature] Name Michael Gordie Club
 Signature [Signature] Name HARRIE Club
 Signature _____ Name _____ Club

1st Named Team West Torrens 2nd Named Team Brighton

LSA No.	No.	Initials	Surname (In Alphabetical Order)	Penal	Assist	Goals				Total	LSA No.	No.	Initials	Surname (In Alphabetical Order)	Penal	Assist	Goals				Total	
						1	2	3	4								1	2	3	4		
	18	D	EDWARDS									16	B	EDWARDS								
	6	M	HARLEY									21	J	EDWARDS								
	3	R	HOOPER									9	T	FREEMAN 5								
	35	R	SIMPSON									6	R	HAMILTON								
	23	A	GLAZBROOK									23	M	MANGAN 1								
	8	C	JOHNSTON									1	B	PETTIGROVE								
	14	P	MUNDY									20	W	PICKETT 2								
	25	J	GLAZBROOK	III								7	B	PRIDHAM								
	40	D	SLOAN ①									4	L	PRIDHAM								
	34	S	BENNETT									19	L	PERHAM								
	36	D	RICHARDSON									15	T	RAYMOND								
	19	J	SCHAR									10	J	SCHMIDT 3								
	32	H	PEARCE									2	C	SMITH								
	22	F	PHAM									5	H	WALPOLE								
	12	L	LITTLE									17	J	WOODFORD 4								
																						
Time Outs <u> </u> / <u> </u> / <u> </u>					Totals 0 0 1 0 1					Time Outs <u> </u> / <u> </u> / <u> </u>					Totals 10 4 6 11 31							

Won by BRIGHTON

Signified Correct...

1st Named Team

2nd Named Team

Umpires/Referees

Signature

Signature

Signature

Score 31 to 1

Name Michael Gould Club

Name HARRIE Club

Name Club

Officials Report

Officials Report

Supervisor Referee Umpire
 Time Check
 Green Card
 Yellow Card
 Red Card
 Correct Starting Time
 Correct End Time
 Comments

1st Named Team NTH ADELAIDE

2nd Named Team BURNSIDE

LSA No.	No.	Initials	Surname (In Alphabetical Order)	Penal	Assist	Goals				Total	LSA No.	No.	Initials	Surname (In Alphabetical Order)	Penal	Assist	Goals				Total
						1	2	3	4								1	2	3	4	
42	B	ALFORD								1100	14	S	BROOKES (4)		1			1	1		3
18	B	CHARLES		T						1105	22	S	DAWSON		11			1		1	2
12	R	GASPARI			1				1		2	C	DINARDI (1)				1	1	1		5
27	A	KILFORD								1114	9	C	GOWER								
13	S	KILFORD								1100	30	J	KATZENBERG								
23	P	MCCONNELL			1177					1101	72	D	KILDERRY								1
8	S	MORRIS (5)				1			2		28	S	KINCY								1
15	T	MORRIS								1170	44	W	LITCHFIELD							11	2
7	L	ROBERTS (4)			11	1			1	1178	7	P	MARSHALL	1	1						1
9	Den	ROBERTSON							1		24	B	MARTIN	1	1						1
34	B	SHELDON (1)		T						1134	27	B	MUXLOW (3)								
24	C	TUCKER (2)				1	1		3	1135	18	N	MUXLOW (2)		1						
25	B	TWIGGS							1		21	S	OLESEN								1
29	C	TWIGGS			1				1	3148	29	M	SINCLAIR ROSS (5)							1	1
22	N	TWISK (3)				1			3	608	K	SANDOW									
<i>P. V. Keary</i>										<i>P. V. Keary</i>											
Time Outs <u>11/1</u>										Time Outs <u>1/11</u>											
Totals <u>5</u> <u>2</u> <u>2</u> <u>3</u> <u>12</u>										Totals <u>-5</u> <u>4</u> <u>6</u> <u>13</u>											

Won by BURNSIDE

Signified Correct...

1st Named Team NTH ADELAIDE

2nd Named Team BURNSIDE

Umpires/Referees

Signature *P. V. Keary*

Signature *M. Bendall*

Signature *A. Lourenson*

Score 15 to 12

Name P. V. Keary Club _____

Name M. Bendall Club _____

Name A. Lourenson Club _____

Officials Report

Time Check Yes No

Green Card Yes No

Yellow Card Yes No

Red Card Yes No

Contact Starting Time Yes No

Contact Uniform Yes No

Committed Yes No

Coach's Name _____

Referee's Name _____

Umpire's Name _____

1st Named Team NORTH ADELAIDE 2nd Named Team BURNSIDE

LSA No.	No.	Initials	Surname (In Alphabetical Order)	Penal	Assist	Goals				Total	LSA No.	No.	Initials	Surname (In Alphabetical Order)	Penal	Assist	Goals				Total																						
						1	2	3	4								1	2	3	4																							
	42	B	ALFORD								14	S	BROOKES (4)								3																						
	18	B	CHARLES								22	S	DAWSON								2																						
	12	R	GASPARI						1-1		2	C	DINARDI (1)								5																						
	27	A	KILFORD								9	C	GOWER																														
	13	S	KILFORD								30	J	KATZENBERG																														
	23	P	MCCONNELL								72	D	KILDERY																														
	8	S	MORRIS (5)								28	S	KINCY								1																						
	15	T	MORRIS								44	W	LITCHFIELD								1																						
	7	L	ROBERTS (4)						1-3		7	P	MARSHALL								2																						
	9	Don	ROBERTSON								24	B	MARTIN								1																						
	34	B	SHERDON (1)								27	B	MUXLOW (3)																														
	24	C	TUCKER (2)						3		18	N	MUXLOW (2)																														
	25	B	TWIGGS								21	S	OLESEN																														
	29	C	TWIGGS						1-1		29	M	SINCLAIR ROSS (5)																														
	22	N	TWISK (3)						3		6	K	SANDON																														
Time Outs <u>11</u>											Totals <u>5</u> <u>2</u> <u>2</u> <u>3</u> <u>12</u>											Time Outs <u>11</u>											Totals <u>0</u> <u>5</u> <u>4</u> <u>6</u> <u>15</u>										

Won by BURNSIDE

Signified Correct...

1st Named Team NORTH ADELAIDE

2nd Named Team BURNSIDE

Umpires/Referees

Signature P. Vickery

Signature M. Bendall

Signature Cat Buchanan

Score 15 to 12

Name P. Vickery Club _____

Name M. Bendall Club _____

Name Cat Buchanan Club _____

Officials Report

Score: _____

Time Clock: _____

Green Card: _____

Yellow Card: _____

Red Card: _____

Correct Starting Time: _____

Correct Uniforms: _____


Comments: _____

Counting Wrong: _____

Other: _____

1st Named Team Glenelg

2nd Named Team Sturt

LSA No.	No.	Initials	Surname (In Alphabetical Order)	Penal	Assist	Goals				Total	LSA No.	No.	Initials	Surname (In Alphabetical Order)	Penal	Assist	Goals				Total
						1	2	3	4								1	2	3	4	
	15	Ry	Alford						1		72	S	Anderson							1	1
	13	N	Bolton							2187	4	C	Averay								
	18	G	Bryant	TT							49	C	de Mello								
	2	P	Greenhalgh						2	2034	26	M	Falloon								
	9	A	Lawman						2	2037	34	Mi	Forbes	T							2
	10	D	Lyons	TT						2044	69	A	Hamilton								1
	5	J	Hinds							2185	29	J	Kirkwood								1
	1	S	Martimer	T					1	2049	22	A	Macherer ①								
	3	N	Morton						7	2191	14	C	McAuley								2
	6	S	Robb						2	2057	16	M	Norton								
	4	D	Royans						1	2069	3	A	Stone ②	TTT							
	11	M	Stilgce							2070	33	R	Stone	TTTT							
	17	N	Went							2073	6	B	Tuck ③								
	7	P	White							2966	19	N	Wapper								
	12	T	Witt						2		47	M	Worrall								
																					
Time Outs <input checked="" type="checkbox"/> <input checked="" type="checkbox"/>										Time Outs <input type="checkbox"/> <input type="checkbox"/>											
Totals 7 4 2 4 17										Totals 1 2 0 2 5											

Officials Report

Referee:

Time Clock:

Green Card:

Yellow Card:

Red Card:

Correct Starting Time:

Correct Uniforms:

Comments:

Coaches Voting:

Won by Glenelg Umpires/Referees Score 17 to 5

Signified Correct... [Signature] Name _____ Club _____

1st Named Team [Signature] Signature THYSSEN Name _____ Club _____

2nd Named Team M. Averay Signature P. McNicol Name _____ Club _____

1st Named Team GLENELG

2nd Named Team STURT

LSA No.	No.	Initials	Surname (In Alphabetical Order)	Penal	Assist	Goals				Total	LSA No.	No.	Initials	Surname (In Alphabetical Order)	Penal	Assist	Goals				Total
						1	2	3	4								1	2	3	4	
1366	15	RV	ALFORD		I		I			1/1		72	S	ANDERSON						I	I
1371	13	N	BOLTON		I							4	C	AVERY							
1373	18	G	BRYANT		I							49	C	DE MELO							
1373	2	P	GREENHALGH				I		I	2		26	M	FALLOON							
2523	9	A	LAWMAN				II			2/1		34	MI	FORBES							
1407	16	D	LYONS	TT								69	A	HAMILTON							I
	5	J	HINDS									29	J	KIRKWOOD							I
1416	1	S	MORTIMER		T					1/1		22	A	MACHNER							I
1419	3	N	MORTON			III	I		II	7		16	M	NORTON			II				
1428	6	S	ROBB		II		I			1/2		3	A	STONE			TTTT				
1432	4	D	ROYANS					I	I			33	R	STONE			TTTT				
1445	11	M	STIGONE									6	B	TUCK							
1450	17	N	NEWT		I							19	N	WAPPER							
1453	7	P	WHITE									47	M	WORRELL							
1459	12	T	NITT				I	I		2		14	C	McAULEY					II		2

Officials Report

Scorers: [] [] [] [] [] [] [] []

Time Clock: [] [] [] [] [] [] [] []

Goal Judge: [] [] [] [] [] [] [] []

Yellow Card: [] [] [] [] [] [] [] []

Red Card: [] [] [] [] [] [] [] []

Correct Starting Time: [] [] [] [] [] [] [] []

Correct Lineup: [] [] [] [] [] [] [] []

Comments:

Won by GLENELG
 Signified Correct...
 1st Named Team [Signature]
 2nd Named Team [Signature]

Umpires/Referees
 Signature M. Polden Name [Signature] Club [Signature]
 Signature THOMSEN Name [Signature] Club [Signature]
 Signature D. McNicol Name [Signature] Club [Signature]

Score 17 to 5

1st Named Team WOODVILLE

2nd Named Team _____

LSA No.	No.	Initials	Surname (In Alphabetical Order)	Penal	Assist	Goals				Total	LSA No.	No.	Initials	Surname (In Alphabetical Order)	Penal	Assist	Goals				Total											
						1	2	3	4								1	2	3	4												
	22	P	INGE	1	1							16	T	BARUCH (1)	1	1	1	1	0	1	4											
	6	J	INGE	1	1		1	1		3		36	M	BROWN																		
	10	C	MANNING									9	N	BROWN	11																	
	5	C	SCHIKER	1								8	K	DEN OTTER							1											
	21	L	OSWALD									15	J	ECKENHOFF (4)	1	11	1	1	1		3											
	45	P	ZAMMIT	11								11	S	GILL																		
	1	J	SMITH			1				1		25	C	KIRTON																		
	26	P	WITCOMB									14	B	LANGSTRETH	1	17					1											
	2	J	WHINNEN	1								18	R	PEARCE (3)	11																	
	15	B	ZAMMIT				1					12	S	PETERSON			1				1											
	3	M	SANTI	11	1	1	1			4		6	T	POLAND	11				11		2											
	20	A	CALDWELL	1								19	A	RUPPAL	11																	
	16	J	PANGRAZIO	11			1			2		1	G	STEELE (5)	1	1	1	1			2											
	7	S	GUERIN	11								37	S	VICKERY																		
	13	S	FISHER				1			1		10	T	VICKERY (2)																		
Time Outs											Totals											Totals										
1											1 2 3 5 11											2 2 2 7 14										

Officials Report

Referee: _____
 Time Clock: _____
 Green Card: _____
 Yellow Card: _____
 Red Card: _____
 Correct Starting Time: _____
 Correct Uniform: _____
 Comments: _____

Won by EAST TORRENS
 Signified Correct M. Richardson
 1st Named Team LEE VICKERY
 2nd Named Team _____

Umpires/Referees
 Signature _____ Name Brian Peck Club _____
 Signature _____ Name M. Carter Club _____
 Signature _____ Name KOBUS STEVENS Club CTD

Score 11 to 14

1st Named Team WEST TORRENS

2nd Named Team BURNSIDE

LSA No.	No.	Initials	Surname (In Alphabetical Order)	Penal	Assist	Goals				Total	LSA No.	No.	Initials	Surname (In Alphabetical Order)	Penal	Assist	Goals				Total	
						1	2	3	4								1	2	3	4		
		S	BRADY								14	S	BROOKES		11						11	3
	18	D	LAWREN								28	O	BROWN									2
	12	L	LITTLE								22	S	DAWSON									
	6	M	HARLEY	T							9	C	GOWER		11							
	8	J	HARLEY	T							30	J	KATZENBERG									
	35	R	SIMPSON								7	D	KILDERRY									
	32	H	PEARCE								47	S	LANG									
	14	P	MURRAY								44	W	LITCHFIELD									1
	36	D	RICHARDSON								7	P	MARSHALL									
	22	K	PHAM						1		24	B	MARTIN									2
	13	D	JOHNSTON						2		27	B	MUXLOW									
	34	S	BENNETT								18	N	MUXLOW									
	19	J	SCHAR								21	S	OLESEN									
	5	M	HEATH								20	M	SINCLAIR ROSS									
											4	T	WATT									
						Totals 1 1 1 1				-							Totals 3 3 3 5					

Officials Report

Scorers
1st Team Yes No
2nd Team Yes No

Time Clock
Yes No

Green Card
Yes No

Yellow Card
Yes No

Red Card
Yes No

Correct Starting Time
Yes No

Correct Uniforms
1st Team Yes No
2nd Team Yes No

Comments

Coaches' Voting
Most Valuable Player (Senior & U17 Grades Only)

1. Name..... Club..... No.....
2. Name..... Club..... No.....
3. Name..... Club..... No.....

(Both Coaches to sign)
Name..... Club.....
Signature.....
Name..... Club.....
Signature.....

Won by BURNSIDE Umpires/Referees Score 3 to 15

Signified Correct... OK Signature [Signature] Name [Name] Club [Club]

1st Named Team [Signature] Signature [Signature] Name P. VICKERY Club [Club]

2nd Named Team Graig Campbell Signature [Signature] Name CRAIG JAGGER Club [Club]

1st Named Team

West Torrens

2nd Named Team

Burnside

LSA No.	No.	Initials	Surname (In Alphabetical Order)	Penal	Assist	Goals				Total	LSA No.	No.	Initials	Surname (In Alphabetical Order)	Penal	Assist	Goals				Total																						
						1	2	3	4								1	2	3	4																							
	18	J	EDWARDS								14	S	BROOKES								14																						
	12	L	LITTLE	1							28	O	BROWN								28																						
	6	M	HARLEY	1							22	S	DAWSON	1	1	1					22																						
	8	J	HARLEY	1							9	C	BOWER	1	1	1					9																						
	35	R	SIMPSON	1							30	J	LATZONBERG								30																						
	32	H	PEARCE								72	D	KILGERRY								72																						
	14	P	MUNX	1							47	S	LANE								47																						
	36	D	RICHARDSON								44	W	LITCHFIELD	1							44																						
	22	K	PHAM						1		7	P	MARSHALL	1	1						7																						
	13	D	JOHNSTON	1	1	1			2		24	B	MARDN								24																						
	34	S	BENNETT								27	B	MUXLOW								27																						
	19	J	SCHAR								18	N	MUXLOW	1							18																						
	5	M	HEARD	1							21	S	OLESON								21																						
											29	M	SIMLARROSS								29																						
											4	T	WEST					1	1	1	1	4																					
Time Outs											Totals											Time Outs											Totals										
1											1 1 1 0 3											1											3 3 3 6 15										

Won by West Torrens

Umpires/Referees

Score 15 to 3

Signified Correct

Signature [Signature] Name D. CURR Club _____

1st Named Team

Signature [Signature] Name P. VICKERY Club _____

2nd Named Team

Signature [Signature] Name CRAIG JABBER Club _____**Officials Report**

Scorers

1st Team Yes No
2nd Team Yes No

Time Clock

Yes No

Green Card

Yes No

Yellow Card

Yes No

Red Card

Yes No

Correct Starting Time

Yes No

Correct Uniforms

1st Team Yes No
2nd Team Yes No



Comments

Coaches' Voting
Most Valuable Player
(Senior & U17 Grades Only)

- Name _____ Club _____ No _____
 - Name _____ Club _____ No _____
 - Name _____ Club _____ No _____
- (Both Coaches to sign)
Name _____ Club _____
Signature _____
Name _____ Club _____
Signature _____

1st Named Team NORTH ADELAIDE

2nd Named Team BRIGHTON

LSA No.	No.	Initials	Surname (In Alphabetical Order)	Penal	Assist	Goals				Total	LSA No.	No.	Initials	Surname (In Alphabetical Order)	Penal	Assist	Goals				Total		
						1	2	3	4								1	2	3	4			
	42	B	ALFORD								22	A	CARTER								2		
	18	B	CHARLES = (5)						1		16	B	EDWARDS										
	12	R	GASPARI (5)	1	"						21	J	EDWARDS										
	27	A	KILFORD = (5)	1	"						9	T	FREEMAN						1	1	5		
	13	S	KILFORD								6	R	HAMILTON										
	23	P	MCCONNELL	1							23	M	MANGAN								1		
	8	S	MORRIS						2		19	L	PERHAM								2		
	15	T	MORRIS								1	B	PETTIGROVE (5)								3		
	9	Don	ROBERTSON								5	R	PETTIGROVE										
	34	B	SHELDON (3)	1	2						20	W	PICKETT (1)								5		
	17	N	TARCA								7	B	FRIDHAM										
	24	C	TUCKER								15	T	RAYMOND (2)										
	25	B	TWIGGS (2)								10	J	SCHMIDT	1	1						2		
	29	C	TWIGGS								2	C	SMITH (5)										
	22	N	TWISK (1)						1		17	J	WOODFORD (4)										
											KNOCKED IN 												
Time Outs						Totals 4 3 2 1 10						Time Outs						Totals 4 5 5 8 22					

Won by BRIGHTON
 Signified Correct...
 1st Named Team ~~North Adelaide~~
 2nd Named Team J. Batholomew

Umpires/Referees
 Signature S. Retallick Name S. RETALICK Club _____
 Signature Campbell Name Campbell Club _____
 Signature K. Plaks Name K. PLAKS Club _____

Officials Report

Supervisor
 Let Team Yes No
 Ref Team Yes No

Time Clock
 Yes No

Green Card
 Yes No

Yellow Card
 Yes No

Red Card
 Yes No

Correct Starting Time
 Yes No

Correct Lineouts
 Yes No

Comments

Handwritten notes and signatures in the box.

1st Named Team North Adelaide 2nd Named Team Brighton

LSA No.	No.	Initials	Surname (In Alphabetical Order)	Penal	Assist	Goals				Total	LSA No.	No.	Initials	Surname (In Alphabetical Order)	Penal	Assist	Goals				Total
						1	2	3	4								1	2	3	4	
	42	B	ALFORD								22	A	CARTER		1					2	
	18	B	CHARLES				1		1		16	B	EDWARDS								
	12	R	GASPARI	1	11						21	J	EDWARDS								
	27	A	KILFORD	11							9	T	FREEMAN					11		4	
	13	S	KILFORD								6	R	HAMILTON								
	23	P	McCONNELL	11							23	M	MANGAN		1					1	
	8	S	MORRIS			1	1		2		19	L	PERHAM		111			1		2	
	15	T	MORRIS								1	B	PETTIGROVE		1		1	1		3	
	9	Dan	Robertson	1							5	R	PETTIGROVE	1						1	
	34	B	SHELDON	12							20	W	PICKETT	1		1111				5	
	17	N	TARCA								7	B	PRIDHAM								
	24	C	TUCKER		1						4	R	PRIDHAM								
	25	B	TWIGGS	1							15	T	RAYMOND							2	
	29	C	TWIGGS		11						10	J	SCHMIDT	111	1					11	
	22	N	TWISK			1111	1		7		2	C	SMITH	4	1					1	
											17	J	WOODFORD	5	11					1	
													KNOCKED IN								1
						Totals 4 3 2 1 10										Totals 4 5 5 8 22					
Time Outs						11				Time Outs						11					

Won by Brighton

Umpires/Referees

Score 10 to 22 9:14

Signified Correct...

Signature S. Retallick

Name S. RETALLICK

Club

1st Named Team Brighton

Signature Campbell

Name Campbell

Club

2nd Named Team North Adelaide

Signature Kiplois

Name KIPLOIS

Club

Officials Report

Scorers
 1st Team
 2nd Team

Time Clock
 1st Team
 2nd Team

Ground Card
 1st Team
 2nd Team

Yellow Card
 1st Team
 2nd Team

Red Card
 1st Team
 2nd Team

Correct Starting Time
 Yes
 No

Correct Uniforms
 1st Team
 2nd Team

Comments

Coaching Notes
 1st Team
 2nd Team

Report from F. P.

Club Date 10/5/08 Round 3

Grade League Mens/Womens

1st Named Team EAST TORRENS PAYNEHAM

2nd Named Team NORTH Adelaide

Officials Report

Scorers
1st Team Yes No
2nd Team Yes No

Time Clock
Yes No

Green Card
Yes No

Yellow Card
Yes No

Red Card
Yes No

Correct Starting Time
Yes No

Correct Uniforms
1st Team Yes No
2nd Team Yes No

Comments

Coaches' Voting
Most Valuable Player
(Senior & U17 Grades Only)
1. Name: SAM KILFORD
Club: AVA No. 13
2. Name: N. BROWN
Club: ETP No. 9
3. Name: BLANK
Club: ETP No. 35
(Both Coaches to sign)
Name: DICKER Club: ETP
Signature: [Signature]
Name: Club:
Signature:

LSA No.	No.	Initials	Surname (In Alphabetical Order)	Penal	Assist	Goals				Total	LSA No.	No.	Initials	Surname (In Alphabetical Order)	Penal	Assist	Goals				Total																																				
						1	2	3	4								1	2	3	4																																					
	36	M	BROWN																							42	B	ALFORD	(5)																												
	9	N	BROWN	(1)						1																20	M	BARANSKAS																													
	8	K	DEV OYER																							12	R	GASPARI																													
	11	S	GILL	(4)						2																27	A	KILFORD	(5)																												
	27	S	GILL																							23	P	MCCONNELL	(4)																												
	25	C	KIATON							1																8	S	MORRIS																													
	35	B	LANGSTRETH	(2)																						7	L	ROBERTS																													
	18	R	PEARCE	(3)						2																9	PAH	ROBERTSON																													
	12	S	PETERSON							2																34	B	SHELDON	(3)																												
	6	T	POLAND							3																17	N	TARCA																													
	19	A	RUPPEL							1																24	C	TUCKER																													
		C	SEMMLER																							25	B	TWIGGS	(2)																												
	1	G	STEELE	(5)						19																29	C	TWIGGS																													
	37	S	VICKERY																							22	N	TWISK																													
	10	T	VICKERY																							13	S	KILFORD	(1)																												

Time Outs |||

Totals 33 | 4 | 11

Time Outs |||

Totals 0 | 2 | 4

Won by ETP

Signified Correct...

1st Named Team

2nd Named Team

Umpires/Referees

Signature Name Club

Signature Name Club

Signature Name Club

Score 11 to 4

Name M. Palden Club

Name Club

1st Named Team EAST TORRENS PAYNEHAM 2nd Named Team NORTH ADELAIDE

LSA No.	No.	Initials	Surname (In Alphabetical Order)	Penal	Assist	Goals				Total	LSA No.	No.	Initials	Surname (In Alphabetical Order)	Penal	Assist	Goals				Total
						1	2	3	4								1	2	3	4	
	36	M	BROWN								42	B	ALFORD = (5)								
	9	N	BROWN								20	M	BARANAUSKAS								
	8	K	DEN OTTER								12	R	GASPARI								
	11	S	GILL						24		27	A	KILFORD = (5)								
	27	S	GILL								23	P	M'CONNELL (4)								
	25	C	KIRTON								8	S	MORRIS								2
	35	B	LANOSTRATH						1		7	L	ROBERTS								
	18	R	PEARCE								9	Dan	ROBERTSON								
	12	S	PETERSON						2		34	B	SHELDON (3)								
	6	T	POLAND						4		17	N	TARCA								
	19	A	RUFFEL						1		24	C	TUCKER								1
		C	SEMMLER								25	B	TWIGGS (2)								
	1	G	STEARNS						1		29	C	TWIGGS								1
	37	S	VICKERY								22	N	TWISK								
	10	T	VICKERY																		
<i>[Handwritten Signature]</i>										<i>[Handwritten Signature]</i>											
Time Outs <u>1/1</u>										Totals <u>331411</u>											
Time Outs <u>1/1</u>										Totals <u>01214</u>											

Officials Report

Scorers
1st Team Yes No
2nd Team Yes No

Time Clock
Yes No

Green Card
Yes No

Yellow Card
Yes No

Red Card
Yes No

Correct Starting Time
Yes No

Correct Uniforms
1st Team Yes No
2nd Team Yes No

Comments

Coaches' Voting
Most Valuable Player (Senior & U17 Grades Only)

1. Name S. Kilford
Club NA No. 12

2. Name M. Brown
Club ETP No. 9

3. Name B. Langford
Club ETP No. 35

(Both Coaches to sign)
Name T. Hill Club ETP
Signature [Signature]

Name C. Tolson Club NA
Signature [Signature]

Won by ETP Umpires/Referees Score 11 to 4

Signified Correct... Signature [Signature] Name M. Polden Club _____

1st Named Team [Signature] Signature [Signature] Name Brian Peak Club _____

2nd Named Team [Signature] Signature _____ Name _____ Club _____

1st Named Team Brighton

2nd Named Team Woodville

SP/Club LSA No.	No.	Initials	Surname (In Alphabetical Order)	Penal	Assist	Goals				Total	LSA No.	No.	Initials	Surname (In Alphabetical Order)	Penal	Assist	Goals				Total																								
						1	2	3	4								OT	1	2	3		4	OT																						
6375	22	A	CARTER	1	11	1						22	P	INGE			1				1																								
6380	16	B	EDWARDS									6	J	INGE	2	1					11			14																					
6381	21	J	EDWARDS	4								10	C	MANNING	4									11																					
6318	9	T	FREEMAN			1	1					5	C	SCHIFER		1								11																					
6321	6	R	HAMILTON	1								21	L	OSWALD		1								11																					
6402	23	M	MANGAN	5				1	1	1	1	45	P	ZAMMIT	3	11								2																					
6408	19	L	PERHAM		11							15	B	ZAMMIT						11				2																					
7343	1	B	PETTIGROVE									1	J	SMITH							1			2																					
6820	5	R	PETTIGROVE									26	P	WITCOMB																															
6348	7	B	PRIDHAM	11								2	J	WHINNENS	T									1																					
6349	4	L	PRIDHAM									12	J	VORRASI										1																					
6412	15	T	RAYMOND									3	B	SANTI																															
7129	10	J	SCHMIDT	11								20	A	CALDWELL	T									1																					
7134	2	C	SMITH									16	J	PENGRAZIO		1				1				1																					
6364	17	J	WOODFORD	11								7	S	GUERIN						1				2																					
6347	20	W	PICKETT	3																																									
						Totals 3										Totals 4										Totals 3										Totals 2									

Officials Report

Scorers
 1st Team Yes No
 2nd Team Yes No

Time Clock
 Yes No

Green Card
 Yes No

Yellow Card
 Yes No

Red Card
 Yes No

Correct Starting Time
 Yes No

Correct Uniforms
 1st Team Yes No
 2nd Team Yes No

Comments

Coaches' Voting
 Most Valuable Player (Senior & U17 Grades Only)
 1. Name: INGE
 Club: WV No. 1
 2. Name: HAMILTON
 Club: BK No. 6
 3. Name: INGE
 Club: WV No. 6
 (Both Coaches to sign)
 Name: [Signature] Club: [Club]
 Signature: [Signature]
 Name: [Signature] Club: [Club]
 Signature: [Signature]

Time Outs 1 1

Score 14 to 15 7 10 13

Umpires/Referees 9 13
 Signature [Signature] Name Campbell Club _____
 Signature [Signature] Name THYSSEN Club _____
 Signature _____ Name _____ Club _____

Won by Woodville
 Signified Correct...
 1st Named Team Batholomew
 2nd Named Team M Richardson

1st Named Team Brighton

2nd Named Team Woodville

LSA No.	No.	Initials	Surname (In Alphabetical Order)	Penal	Assist	Goals				Total	LSA No.	No.	Initials	Surname (In Alphabetical Order)	Penal	Assist	Goals				Total
						1	2	3	4								OT	1	2	3	
	22	A	Carter	1	11	1					①	22	P	Inge			1				1
	16	B	Edwards								②	6	J	Inge			1				1
	21	J	Edwards								④	10	C	Manning							
	9	F	Freeman			1	1					5	C	Schiker	M						1
	6	R	Hamilton									21	L	Oswald							
	23	M	Mangan					1	1	1	③	45	P	Zammit	11						
	19	L	ReeHam		11							15	B	Zammit				11			
	1	P	PettGrove									1	J	Smith						1	1
	5	R	PettGrove					1				26	P	Witcomb							
	7	B	Pridham	11							⑤	2	J	Whinnen							1
	15	T	Raymond									12	J	VORRASI							1
	10	J	Schmidt	11	11			1				3	A	Ganti							
	2	C	Smith									20	A	Caldwell							
	17	J	Woodford	11					11			16	J	Pengrazio						1	1
	20	W	Pickett			1			1			7	S	Guerin						1	1
						Totals 3 2 4 4 1 0											Totals 4 3 3 4 1 1				

Won by Woodville
 Signified Correct...
 1st Named Team Brighton
 2nd Named Team Woodville

Umpires/Referees
 Signature [Signature] Name Campbell Club _____
 Signature [Signature] Name THYSSEN Club _____
 Signature _____ Name _____ Club _____

Score 15 to 14

Official Report

Referee: _____
 Umpire: _____
 Time Clock: _____
 Green Card: _____
 Yellow Card: _____
 Red Card: _____
 Correct Starting Time: _____
 Correct Uniforms: _____
 Comments: _____

Captain: _____
 Coach: _____

1st Named Team Sturt

2nd Named Team West Torrens.

LSA No.	No.	Initials	Surname (In Alphabetical Order)	Penal	Assist	Goals				Total	LSA No.	No.	Initials	Surname (In Alphabetical Order)	Penal	Assist	Goals				Total								
						1	2	3	4								1	2	3	4									
	72	S	Anderson						1		17	D	Edwards																
2187	4	C	Averay						4		23	A	Glazbrook																
2034	26	M	Falloon								26	C	Johnston																
2036	31	Ma	Forbes						1		12	L	Little																
2037	34	Mi	Forbes						1		6	M	Harley																
2044	69	A	Hamilton						4		8	J	Harley																
2185	29	J	Kirkwood						1		35	K	Simpson																
2049	22	A	Machner						2		32	H	Pearce																
2191	14	C	McAuley						2		14	P	Mundy																
2057	16	M	Norton						2		36	D	Richardson																
2069	3	A	Stone								40	D	Sloan																
2070	33	R	Stone								27	K	Pham																
2073	6	B	Tuck						1		34	S	Bennett																
2966	19	N	Wapper						3		13	D	Johnston																
	47	M	Worrall																										
Totals										6	3	6	4	19	Totals										0	1	0	1	2

Officials Report

Scorekeeper
 Time Clock
 Green Card
 Yellow Card
 Red Card
 Correct Starting Time
 Correct Uniforms
 Comments

Won by Sturt
 Signified Correct...
 1st Named Team McAuley
 2nd Named Team _____

Umpires/Referees
 Signature [Signature]
 Signature [Signature]
 Signature _____

Score 19 to 2
 Name McAuley Club _____
 Name CLAY JEEGER Club STURT
 Name _____ Club _____



Report from West Torrens Club Date 10/5/08 Round 3 Grade AGRADE Mens / Womens

1st Named Team Sturt 2nd Named Team West Torrens

LSA No.	No.	Initials	Surname (In Alphabetical Order)	Penal	Assist	Goals				Total	LSA No.	No.	Initials	Surname (In Alphabetical Order)	Penal	Assist	Goals				Total
						1	2	3	4								1	2	3	4	
72	S		ANDERSON						1		17	J	EDWARDS								
4	C		AVENAY						4		23	A	CLARROCK								
26	M		FALDON								26	C	DANSTON	T				1			1
37	M		FORBES						1		12	L	LITTLE								
34	M		FORBES						1		6	M	HARLEY								
69	A		HAMILTON						3		8	J	HARLEY								
29	J		KIRKWOOD						2		35	R	SIMPSON								
22	A		MACINER								32	H	PEARCE								
14	C		MCALVAY						2		14	P	MUNBY								
16	M		NORTON		"				2		36	D	RICHARDSON								
3	A		STONE								40	D	SLAN								1
33	R		STONE								27	K	PHAM								1
6	B		TUCK								34	S	BENNETT								
19	H		WATLER			"			2		13	D	JOHNSTON								
47	M		WORRALL																		
						Totals 6 3 6 4 19											Totals 0 1 0 1 2				

Won by Sturt Umpires/Referees Score 19 to 2
 Signified Correct... Signature [Signature] Name MICHAEL Club
 1st Named Team Sturt Signature [Signature] Name CRAIG JOELER Club STURT
 2nd Named Team West Torrens Signature Name Club

Officials Report

Scorer
 1st Team Yes No
 2nd Team Yes No

Time Clock
 Yes No

Green Card
 Yes No

Yellow Card
 Yes No

Red Card
 Yes No

Correct Starting Time
 Yes No

Correct Uniforms
 1st Team Yes No
 2nd Team Yes No

Comments

Coaches Meeting
 1st Team Present
 2nd Team Present

Signature

1st Named Team BURNSIDE

2nd Named Team GLENELG

LSA No.	No.	Initials	Surname (In Alphabetical Order)	Penal	Assist	Goals				Total	LSA No.	No.	Initials	Surname (In Alphabetical Order)	Penal	Assist	Goals				Total					
						1	2	3	4								1	2	3	4						
1135	21	M	BAKER (5)						1	1		13	N	BOLTON (2)												
1104	32	S	CONNELLY	T	1					2		12	G	BRYANT (1)												
1165	22	S	DAWSON	1	11							2	P	GREENHALGH					1			1				
1114	9	C	GOWER									9	A	LAWMAN				1	1			2				
2085	28	K	HILL									10	D	LYONS (5)	TT											
1170	30	J	KATZENBERG									15	B	MCINTOSH (4)												
1171	72	D	KILDERRY (4)									1	S	MORTIMER								1				
1176	44	W	LITCHFIELD									3	N	MORTON	1	1						1				
1178	7	P	MARSHALL			1	1		2			6	S	ROBB								1				
1134	27	B	MUXLOW (1)						1	1		4	D	ROYANS (3)								2				
1135	18	N	MUXLOW (2)									8	M	SMEADOW												
114	30	J	OLESEN (3)	IT								16	C	STEVENS					1	1		2				
-	29	M	SINCLAIR ROSS	T								11	N	STILGOE												
-	28	K	SANDOW									17	N	WENT	TT											
1151	4	T	WATT									7	P	WHITE												
Time Outs						1	1	Totals						1	1	Totals						3	3	3	1	10

Officials Report

Scorers
1st Team Yes No
2nd Team Yes No

Time Clock
Yes No

Green Card
Yes No

Yellow Card
Yes No

Red Card
Yes No

Correct Starting Time
Yes No

Correct Uniforms
1st Team Yes No
2nd Team Yes No

Comments



Coaches' Voting
Most Valuable Player (Senior & U17 Grades Only)
1. Name G. BRYANT
Club GLENELG No. 12
2. Name B. MUXLOW
Club BUR No. 27
3. Name N. BOLTON
Club GLENELG No. 13
(Both Coaches to sign)
Name B. Muxlow Club BUR
Signature B. Muxlow
Name KONRAD Club GLENELG
Signature Konrad

Won by GLENELG Umpires/Referees Score 10 to 6
Signified Correct... Signature [Signature] Name D. GYRE Club
1st Named Team Signature [Signature] Name S. RETALLICK Club
2nd Named Team Signature Name Club

1st Named Team BURNSIDE 2nd Named Team GLENELG

LSA No.	No.	Initials	Surname (In Alphabetical Order)	Penal	Assist	Goals				Total	LSA No.	No.	Initials	Surname (In Alphabetical Order)	Penal	Assist	Goals				Total																		
						1	2	3	4								1	2	3	4																			
	21	M	SAKER (5)					1	1	1371	13	N	BOLTON (2)																										
	32	S	CANNOLLY					1	2	1373	12	G	BRYANT (1)																										
	22	S	DANSON							1393	2	P	GREENHALGH																										
	9	C	POWER							2823	9	A	LAWMAN																										
	28	K	HILL							407	10	D	LYONS (5)																										
	30	T	KATZON SARG							2246	15	D	MCINTOSH (4)																										
	72	D	KILDERRY (4)							1416	1	S	MORTIMER																										
	44	G	WITCHFIELD							1413	3	N	MERTON																										
	7	P	MARSHALL						2	1428	6	S	ROBB																										
	27	B	MUXLOW (1)							1432	4	D	ROYNES (3)																										
	18	N	MUXLOW (2)						1	1436	8	M	SHEIDOW																										
	34	S	OLESON (3)							1443	16	C	STEVENS																										
	29	M	SINCLAIR ROSS							1445	11	M	STILGOE																										
	28	K	SANDS							1450	17	N	WENT																										
	4	T	WATT							1453	7	P	WHITE																										
						Totals				1	1	1	3	6			Totals		3	3	3	1	10																

Won by GLENELG
 Signified Correct...
 1st Named Team
 2nd Named Team

Umpires/Referees
 Signature 
 Signature 

Score 10 to 6
 Name D. LYKE Club
 Name S RETALICK Club
 Name Club

Officials Report

Scoring

Time Out

Yellow Card

Green Card

Red Card

Correct Starting Time

Correct Uniform

Comments

Coach's Notes

Signature

Date



Report from GLENELG

Club Date 3/05/08 Round _____

Grade LEAGUE (Mens/Womens)

1st Named Team GLENELG

2nd Named Team BRIGHTON

LSA No.	No.	Initials	Surname (In Alphabetical Order)	Penal	Assist	Goals				Total	LSA No.	No.	Initials	Surname (In Alphabetical Order)	Penal	Assist	Goals				Total
						1	2	3	4								1	2	3	4	
1365	18	RE	ALFORD (5)						1		22	A	CARTER								4
1366	15	RY	ALFORD						1		16	B	EDWARDS								4
1371	13	N	BOLTON								9	T	FLEMING								
1373	7	G	BRYANT								6	R	HAMILTON								
1393	2	P	GREENHALGH						2		21	JAR	MCKINNON								1
1407	10	D	LYONS								23	M	MORGAN								1
2246	4	B	M'INTOSH (5)						2		5	R	RETTIGLOVE								1
1416	1	S	MORTIMER (2)						2		1	B	PETTIGLOVE								1
1419	3	N	MORTON (1)						7		20	W	ACKETTS								2
1428	6	S	ROBB						2		7	B	PRIDHAM								
1436	8	M	SHELDON								4	L	PRIDHAM								
1443	16	C	STEVENS								15	T	RAYMOND								
1445	11	M	STILGEE (3)								2	C	SMITH								5
1450	17	N	WENT								10	J	SCHMIDT								1
1459	12	T	WITT						1		17	J	WOODFORD								
						Totals				16							Totals				14

Officials Report

Scorers
 1st Team Yes No
 2nd Team Yes No

Time Clock
 Yes No

Green Card
 Yes No

Yellow Card
 Yes No

Red Card
 Yes No

Correct Starting Time
 Yes No

Correct Uniforms
 1st Team Yes No
 2nd Team Yes No

Comments

Coaches' Voting
 Most Valuable Player
 (Senior & U17 Grades Only)

1. Name V. MCKENNA
 Club GLE No. 3

2. Name V. PICKETT
 Club BRIGHTON No. 20

3. Name S. MORTIMER
 Club GLE No. 1

(Both Coaches to sign)
 Name Henry Club GLE
 Name Brian Club BRIGHTON

Won by GLENELG
 Signified Correct... [Signature]
 1st Named Team [Signature]
 2nd Named Team [Signature]

Umpires/Referees
 Signature [Signature] Name M. Polden Club _____
 Signature [Signature] Name S. RETALLICK Club _____
 Signature [Signature] Name MICHAEL Club _____

1st Named Team Glenelg

2nd Named Team Brighton

LSA No.	No.	Initials	Surname (In Alphabetical Order)	Penal	Assist	Goals				Total	LSA No.	No.	Initials	Surname (In Alphabetical Order)	Penal	Assist	Goals				Total
						1	2	3	4								1	2	3	4	
	18	RG	ALFORD			1				1	109	22	A	CARTER			1	1			114
	15	RY	ALFORD	1				1		1	115	16	B	EDWARDS						11	4.0
	13	N	BOLTON								50	9	T	FREEMAN		1					
	7	G	BRYANT	11							54	6	R	HAMILTON							
	2	P	GREENHALGH			1	1			2	68	21	JAK	MACKINNON							
	10	D	LYONS								137	23	M	MANGAN	11	11	1				1.2
	4	B	MCINTOSH	1							86	5	R	PETTIGROVE	1			1			1.0
	1	S	MORTIMER	1		1	1			2	9	1	B	PETTIGROVE	11	11		1			1.2
	3	N	MORTON	1		1	11	11	11	7	79	20	W	PICKETT	111		1	1			2.0
	6	S	ROBB	1			1	1		2	80	7	B	PRIDHAM	1	1					0.1
	8	M	SHIELDON	11							81	4	L	PRIDHAM							
	16	C	STEVENS	1							147	15	T	RAYMOND	1						
	11	M	STILGOE									2	C	SMITH							
	17	N	WENT	1								10	J	SMITH	111						1.0
	12	T	WITT	1			1			1	98	17	J	WOODFORD	3						
						Totals 4 4 5 3 16											Totals 3 3 1 7 14				

Time Outs 11

Time Outs 1 1

Won by Glenelg
 Signified Correct...
 1st Named Team
 2nd Named Team Brighton

Umpires/Referees
 Signature [Signature]
 Signature [Signature]
 Signature [Signature]



Score 16 to 14
 Name M. Palden Club
 Name S. RETALLICK Club
 Name M. W. 421 Club

Officials Report

Scorers
 Time Clock
 Green Card
 Yellow Card
 Red Card
 Correct Starting Time
 Correct Undertime
 Comments
 Coaching Notes

1st Named Team WOT TORRES

2nd Named Team ETP

LSA No.	No.	Initials	Surname (In Alphabetical Order)	Penal	Assist	Goals				Total	LSA No.	No.	Initials	Surname (In Alphabetical Order)	Penal	Assist	Goals				Total
						1	2	3	4								1	2	3	4	
	18	D	EDWARDS								36	M	BROWN	2							
	25	J	GLAZBROOK	1							9	N	BROWN								
	23	A	GLAZBROOK	1							8	K	DENOTER	1					1		2
	26	C	JOHNSTON	1							11	S	GILL	1							1
	12	L	LITTLE								27	S	GILL	1							1
	6	M	HARVEY	1					1		25	C	KIRTON		1						1
	8	J	HARVEY	1					1		18	B	LARSTROM	1							1
	25	R	SIMPSON								18	R	PEARCE								
	32	H	PEARCE		1						6	T	POLAND	1	1					1	2
	14	P	MUNDY	1							12	S	PETERSON								1
	36	D	RICHARDSON	1					1		19	A	RUPPEL								0
	7	J	CASAGRANDE								30	C	SEMMER	1							
	40	D	STAN								1	S	STEEVE		1						1
	22	K	PHAM								37	S	VICKERY								
	13	B	JOHNSTON	1							10	T	VICKERY								
	19	A	CASAGRANDE	1					2												
																					
Time Outs <u>1/1/1</u>										Time Outs <u>1/1/1</u>											
Totals 2 2 1 0 5										Totals 3 1 5 4 13											

Officials Report

Scorer: Referee: Timekeeper:

Umpire: Goal Judge:

Penalty Judge: Line Judge:

Field Judge: Spectator:

Comments:

Discipline: Fair Play:

Player: Club:

Umpire: Referee:

Timekeeper: Goal Judge:

Penalty Judge: Line Judge:

Field Judge: Spectator:

Won by ETP Score 13 to 5



Signified Correct... WOT TORRES Umpires/Referees Signature [Signature] Name Campbell Club

1st Named Team WOT TORRES Signature [Signature] Name McQuinn Club

2nd Named Team ETP Signature Name Club

1st Named Team WEST TORRENS

2nd Named Team EAST TORRENS PAYNEHAM

LSA No.	No.	Initials	Surname (In Alphabetical Order)	Penal	Assist	Goals				Total	LSA No.	No.	Initials	Surname (In Alphabetical Order)	Penal	Assist	Goals				Total
						1	2	3	4								1	2	3	4	
	18	J	EDWARDS								36	M	BROWN	TT							
	25	J	GLAZBROOK	T							9	N	BROWN								
	23	A	GLAZBROOK	T							8	K	DEW OTTER								2
	26	C	JOHNSTON	TT							11	S	GILL	TT							1
	12	L	LITTLE								27	S	GILL	TT							1
	6	M	HARLEY	F					1		25	C	KIRTON								1
	8	J	HARLEY	TT					1		13	B	LANGSTRETH								1
	35	P	SIMPSON								18	R	PEARCE								
	32	H	PEARCE								6	T	POWAND	T	TT						2
	14	P	MUNAY	TT							12	S	PETERSON	T	TT						4
	36	D	RICHARDSON	T					1		19	A	RUPPEL	T							0
	7	J	CASAGRANDE								30	C	SEMMER								
	40	X	CUMAN								1	G	STEELE								1
	22	K	PHAM								37	S	VICKERY								2
	13	X	JOHNSTON	T							10	T	VICKERY								
	19	A	CasaGrande						2												
																					
Time Outs <u>1/1/1/1</u>										Time Outs <u>1/1/1/1</u>											
Totals 22 1 0 5										Totals 31 5 4 13											

Won by EAST TORRENS PAYNEHAM Umpires/Referees Score 13 to 5
 Signified Correct...
 1st Named Team West Torrens Signature [Signature] Name Campbell Club _____
 2nd Named Team East Torrens Payneham Signature [Signature] Name M. Campbell Club _____

Officials Report

Scorers
 Referee
 Time Clock
 Green Card
 Yellow Card
 Red Card
 Contact Starting Time
 Contact Unfinished
 Comments

1st Named Team NEEDVILLE

2nd Named Team BURNSIDE

LSA No.	No.	Initials	Surname (In Alphabetical Order)	Penal	Assist	Goals				Total	LSA No.	No.	Initials	Surname (In Alphabetical Order)	Penal	Assist	Goals				Total
						1	2	3	4								1	2	3	4	
	6	J	INGE					1	1	2835	21	M	BAKER								
	22	P	INGE	TT	1				1	1100	14	S	BLOOKES			1					2
	5	C	SCHICKER	11						1104	32	S	CONNELLY	T							
	26	P	WHITCOMB	2						1105	22	S	DAWSON		1						2
	13	S	FISHER	11						1114	9	C	GELWER	T							
	3	M	MSANTI							1120	30	T	KATZENBERG	1							
	10	C	MANNING							1121	72	P	KILDERRY (2)								1
	21	L	OSWALD							1124	47	S	LANG								
	1	J	SMITH							1126	44	W	LITCHFIELD (1)	11							
	7	S	GUERIN	1		1			2	1128	7	P	MARSHALL			1					3
	15	B	ZAMMIT							1134	27	B	MUXLOW (4)	1							
	40	P	ZAMMIT						1	1135	18	N	MUXLOW (3)								1
	2	J	WHINNEN			1			2		29	S	GLESEN (5)								
	12	J	VARRASI								6	K	SANDON								1
	16	J	PANGRAZIO						2	1151	4	T	WATTS								
Time Outs <u>1/1</u>										Totals <u>3 2 1 3 9</u>											
Time Outs <u>1/1</u>										Totals <u>5 1 2 2 10</u>											

Officials Report

Scorers
 1st Team Yes No
 2nd Team Yes No

Time Clock
 Yes No

Green Card
 Yes No

Yellow Card
 Yes No

Red Card
 Yes No

Correct Starting Time
 Yes No

Correct Uniforms
 1st Team Yes No
 2nd Team Yes No

Comments

Coaches' Voting
 Most Valuable Player (Senior & U17 Grades Only)

1. Name W. LITCHFIELD
 Club BUS No 44

2. Name S. GUERIN
 Club W.D.V. No 7

3. Name P. KILDERRY
 Club BUS No 72

(Both Coaches to sign)
 Name R. VICKERY Club BUS
 Signature R. VICKERY

Name P. VICKERY Club BUS
 Signature P. VICKERY

Won by BURNSIDE

Umpires/Referees

Score 10 to 9

Signified Correct M. Richardson

Signature P. VICKERY

Name PETER VICKERY

Club

1st Named Team M. Richardson

Signature M. Richardson

Name John Stevens

Club

2nd Named Team M. Richardson

Signature M. Richardson

Name

Club

1st Named Team Woodville 2nd Named Team Burnside

LSA No.	No.	Initials	Surname (In Alphabetical Order)	Penal	Assist	Goals				Total	LSA No.	No.	Initials	Surname (In Alphabetical Order)	Penal	Assist	Goals				Total		
						1	2	3	4								1	2	3	4			
	6	J	Inge (4)						1		21	M	Baker										
	22	P	Inge	11	1				1		14	S	Brooks			11							
	5	C	Shicker (3)	11							32	S	Cannely										
	26	P	Witcomb	1							22	S	Dawson				1						
	13	S	Fisher	11							9	C	Gower										
	3	M	Santi								30	J	Katenberg										
	10	C	Manning (5)								72	D	Kildery (2)										
	21	L	Oswald								47	S	Lang										
	1	J	Smith								44	W	Letchfield (1)	11									
	7	S	Guerin (1)	1			1		2		7	P	Marshall				11						
	15	B	Zammit								27	B	Muxlow (2)										
	45	P	Zammit (2)						1		18	N	Muxlow (3)								1		
	2	J	Whinner				1		2		29	S	Olsen (5)										
	12	J	Varrasi								6	K	Sandon										
	16	T	Pangrazio	1					11	2	4	T	Watt										
<i>[Signature]</i>											<i>[Signature]</i>												
Time Outs <input checked="" type="checkbox"/>						Totals 3 2 1 3 9						Time Outs <input checked="" type="checkbox"/>						Totals 5 1 2 2 10					

Won by Burnside Umpires/Referees Score 9 to 10
 Signified Correct M. Richardson Signature [Signature] Name P. VICKERY Club _____
 1st Named Team _____ Signature [Signature] Name ROBIN STEVENS Club _____
 2nd Named Team _____ Signature _____ Name _____ Club _____

Officials Report

Scorers
 Referee: No. No. No. No. No. No.
 Time Clock
 Green Card
 Yellow Card
 Red Card
 Correct Starting Time
 Correct Duration
 Comments

Coaches Voting
 [Handwritten notes and signatures]

1st Named Team Sturt 2nd Named Team North Adelaide

LSA No.	No.	Initials	Surname (In Alphabetical Order)	Penal	Assist	Goals				Total	LSA No.	No.	Initials	Surname (In Alphabetical Order)	Penal	Assist	Goals				Total											
						1	2	3	4								1	2	3	4												
2187	4	C	Averay (1)	1	III	1	1			2	5	42	B	Alford (5)	1																	
	49	C	de Mello	1								20	M	Baranaukas						1	1											
2034	26	M	Falloon		III					-3		12	R	Gaspari	1					1	1											
2036	31	M	Forbes			1	1	1		3		27	A	Kilford (2)																		
2037	34	M	Forbes (3)									13	S	Kilford (1)																		
2044	69	A	Hamilton						1	1		23	P	McConnell																		
2185	29	J	Kirkwood				1			1		8	S	Morris					1	1	3											
2049	22	A	Machner (4)									7	L	Roberts (3)						1	1											
2191	14	C	McAuley	1			1			1		9	Dan	Robertson							1											
2057	16	M	Norton			1	1	1		3		34	B	Sheldon																		
2069	3	A	Stone (5)	1								24	C	Tucker		III					-3											
2070	33	R	Stone			1		1		3		25	B	Twiggs																		
2073	6	B	Tuck									29	C	Twiggs						1	2											
2966	19	N	Wapper				1		1	2		22	N	Twisk (4)	1																	
	47	M	Worrall (2)	1								15	T	Morris																		
											Time Outs		<input checked="" type="checkbox"/>		Totals		4	4	6	2	16	Time Outs		<input checked="" type="checkbox"/>		Totals		0	0	3	5	8

Officials Report

Scorer: Yes No

Time Clock: Yes No

Green Card: Yes No

Yellow Card: Yes No

Red Card: Yes No

Correct Starting Line: Yes No

Correct Lineups: Yes No

Comments:

Correctly Wearing: Yes No

Won by Sturt Umpires/Referees Score 16 to 8

Signified Correct... Signature [Signature] Name D BIRB Club _____

1st Named Team McAuley Signature [Signature] Name Brian Peak Club _____

2nd Named Team Sturt Signature _____ Name _____ Club _____



Report from NORTH ADELAIDE Club Date 03 MAY 08 Round 2 Grade LGE Mens / Womens

1st Named Team STURT 2nd Named Team NORTH ADELAIDE

LSA No.	No.	Initials	Surname (In Alphabetical Order)	Penal	Assist	Goals				Total	LSA No.	No.	Initials	Surname (In Alphabetical Order)	Penal	Assist	Goals				Total								
						1	2	3	4								1	2	3	4									
	4	C	ANTONI		ii					2		42	B	ALFORD (5)															
	49	C	DE MELO									20	M	BARANAUSKAS															
	26	M	FALLOON									12	R	GASPARI							1								
	31	Mi	FORBES		iii							27	A	KILFORD (2)															
	34	MA	FORBES							3		13	S	KILFORD (1)															
	69	A	HAMILTON							1		23	P	MCCONNELL															
	29	J	KIRKWOOD							1		8	S	MORRIS							3								
	22	A	MACHNER									7	L	ROBERTS (3)							1								
	14	C	MC AULEY		ii					1		9	Dan	ROBERTSON							1								
	18	M	NORTON							3		34	B	SHELDON															
	3	A	STONE									24	C	TUCKER		iiii													
	33	R	STONG							3		25	B	TWIGGS															
	6	B	TUCK									29	C	TWIGGS							2								
	19	N	WAPPER							2		22	N	TWISK (4)															
	47	M	WORALL									15	T	MORRIS															
						Totals				4	4	6	2	16							Totals				0	0	3	5	8

Won by STURT Umpires/Referees Score 16 to 8
 Signified Correct... Signature [Signature] Name D. EYRE Club _____
 1st Named Team [Signature] Signature [Signature] Name Brian Peak Club _____
 2nd Named Team [Signature] Signature _____ Name _____ Club _____

Officials Report

Substitutes
 1st Team: Yes No
 2nd Team: Yes No
 Time Clock
 Yes No
 Green Card
 Yes No
 Yellow Card
 Yes No
 Red Card
 Yes No
 Correct Starting Time
 Yes No
 Correct Uniforms
 1st Team: Yes No
 2nd Team: Yes No
 Comments

Corrected Voting
 Corrected Player
 Corrected Time
 Corrected Score
 Corrected Club
 Corrected Name
 Corrected Position
 Corrected Jersey
 Corrected Equipment
 Corrected Referee
 Corrected Umpire

White Copy to REGISTRAR Blue Copy to CLUB Yellow Copy to UMPIRES/REFEREES

1st Named Team ETP

2nd Named Team STURK

LSA No.	No.	Initials	Surname (In Alphabetical Order)	Penal	Assist	Goals				Total	LSA No.	No.	Initials	Surname (In Alphabetical Order)	Penal	Assist	Goals				Total																		
						1	2	3	4								1	2	3	4																			
	36	M	Brown (1)								4	C	AVERY (2)								3																		
	9	N	Brown (2)								49	C	De Mello (3)																										
	16	T	Barusch (4)						2		26	M	Falloon																										
	15	J	Eckenhoff (5)						2		51	A	FitzGerald																										
	10	T	Vickery								34	Mi	FORBES																										
	6	T	Poland						4		69	A	Hamilton (5)								2																		
	18	R	Pearce								29	J	Kirkwood																										
	19	A	Ruppel								14	C	McAuley								1																		
	8	K	Den Otter						4		16	M	NORTON								1																		
	1	G	Steele						2		3	A	Stone (1)																										
	11	S	Gill								33	R	Stone (2)								1																		
	12	S	Peterson						3		6	B	Tuck (4)																										
	25	C	Kirton						1		13	R	Venus																										
	37	S	Vickery								19	N	Wapper																										
	14	B	Langstreth (3)						2		47	M	WORBAL																										
Time Outs <u>1</u>										Totals <u>2</u> <u>5</u> <u>8</u> <u>20</u>										Time Outs <u>1</u>										Totals <u>3</u> <u>1</u> <u>3</u> <u>18</u>									

Officials Report

Scorers
 1st Team Yes No
 2nd Team Yes No

Time Clock
 Yes No

Green Card
 Yes No

Yellow Card
 Yes No

Red Card
 Yes No

Correct Starting Time
 Yes No

Correct Uniforms
 1st Team Yes No
 2nd Team Yes No

Comments

Coaches' Voting
 Most Valuable Player
 (Senior & U17 Grades Only)

- 1. Name Brown
Club ETP No. 36
- 2. Name N. Brown
Club ETP No. 9
- 3. Name A Stone
Club STURK No. 3

(Both Coaches to sign)
 Name T Hill Club ETP
 Signature [Signature]
 Name T Dickson Club STURK
 Signature [Signature]

Won by ETP

Signified Correct...

1st Named Team [Signature]

2nd Named Team [Signature]

White Copy to REGISTRAR Yellow Copy to UMPIRES Blue Copy to CLUB

Umpires/Referees

Signature [Signature] Name S. RETALLICK Club [Club]



Signature [Signature] Name Campbell Club [Club]

Signature [Signature] Name [Name] Club [Club]

Score 20 to 8

1st Named Team East Torrens Payneham

2nd Named Team Sturt

LSA No.	No.	Initials	Surname (In Alphabetical Order)	Penal	Assist	Goals				Total	LSA No.	No.	Initials	Surname (In Alphabetical Order)	Penal	Assist	Goals				Total
						1	2	3	4								1	2	3	4	
	36	M	Brown	T							2187	4	C	Averay				1		1	3
	9	N	Brown									49	C	de Mello							
	16	T	Barusch						2		2034	26	M	Falloo							
	15	J	Eckenhoff						2			51	A	Fitzgerald							
	10	T	Vickery								2037	34	Mi	Forbes							
	6	T	Poland						4		2044	69	A	Hamilton	T						2
	18	R	Pearce								2185	29	J	Kirkwood	T						
	19	A	Ruppel	T							2191	14	C	McAuley	T						1
	8	K	Den Otter						4		2057	16	M	Norton							1
	1	G	Steele	T					2		2069	3	A	Stone	T						
	11	S	Gill								2070	33	R	Stone							1
	12	S	Petersen						3		2073	6	B	Tuck	T						
	25	C	Kinton						1			13	R	Venus							
	37	S	Vickery								2966	19	N	Wapper							1
	14	B	Langstreth	T					2			47	M	Worrall							
																					
Time Outs <input checked="" type="checkbox"/>										Time Outs <input checked="" type="checkbox"/>											
Totals 255820										Totals 31318											

Won by E.T.P.
 Signified Correct...
 1st Named Team East Torrens Payneham
 2nd Named Team Sturt

Umpires/Referees
 Signature [Signature]
 Signature [Signature]
 Signature [Signature]

Score 20 to 8
 Name S. RETALICK Club _____
 Name Campbell Club _____
 Name _____ Club _____

Officials Report

Score: _____

Red Cards: _____

Yellow Cards: _____

Green Cards: _____

Time Clock: _____

Correct Starting Time: _____

Correct Uniforms: _____

Comments: _____

1st Named Team WOODVILLE

2nd Named Team GLENELG

LSA No.	No.	Initials	Surname (In Alphabetical Order)	Penal	Assist	Goals				Total	LSA No.	No.	Initials	Surname (In Alphabetical Order)	Penal	Assist	Goals				Total
						1	2	3	4								1	2	3	4	
	20	A	CALDWELL								18	RE	ALFORD								1
	13	S	FISHER						1		15	Ry	ALFORD	1							1
	6	J	INGE		1				2		13	N	BOLTON	1							1
	22	P	INGE						2		2	P	GREEN HALGH								4
	10	C	MANNING	1							10	D	LYONS	1							
	21	L	ORLAND								1	S	MORTIMER								2
	16	J	PANGRIZIO								3	N	MORTON								1
	8	T	PHILP								6	S	ROBB		1						2
	3	M	SANTI						2		4	D	ROYANS								
	5	C	SCHACKER								8	M	SHELDON		1						
	2	J	WINNER								9	C	STEVENS		1						1
	26	P	WITCOMBE								11	M	STILGDE								
	9	J	VORASSI								17	N	WENT								
	15	B	ZAMMIT								7	P	WHITE								
	45	P	ZAMMIT		1						12	T	WITT								
Time Outs <u> </u>										Time Outs <u> </u>											
Totals <u>2 2 2 1 7</u>										Totals <u>2 3 3 4 12</u>											

Officials Report

Scorers
 1st Team Yes No
 2nd Team Yes No

Time Clock
 Yes No

Green Card
 Yes No

Yellow Card
 Yes No

Red Card
 Yes No

Correct Starting Time
 Yes No

Correct Uniforms
 1st Team Yes No
 2nd Team Yes No

Comments

Coaches' Voting
 Most Valuable Player (Senior & U17 Grades Only)
 1. Name N Bolton
 Club WV No. 13
 2. Name Jc Schucker
 Club WV No. 5
 3. Name D Rogers
 Club WV No. 4
 (Both Coaches to sign)
 Name [Signature] Club [Signature]
 Signature [Signature]
 Name [Signature] Club [Signature]
 Signature [Signature]

Won by GLENELG Umpires/Referees Score 7 to 12
 Signified Correct... Signature [Signature] Name Campbell Club _____
 1st Named Team W Signature [Signature] Name BYRE Club _____
 2nd Named Team _____ Signature [Signature] Name MICHAEL Club _____

1st Named Team WOODVILLE

2nd Named Team GLENELG

LSA No.	No.	Initials	Surname (In Alphabetical Order)	Penal	Assist	Goals				Total	LSA No.	No.	Initials	Surname (In Alphabetical Order)	Penal	Assist	Goals				Total																		
						1	2	3	4								1	2	3	4																			
	20	A	CALDWELL							1366	18	RE	ALLFORD (REFEE)								1																		
	13	S	FISHER						1		15	RY	ALLFORD (RYAN)	III							1																		
	6	J	INGE	I					2	1371	13	N	BELTON (1)	I							0																		
	22	P	INGE						2	1393	2	P	GREENHALGH								4																		
	10	C	MANNING							1407	10	D	LYONS								0																		
	21	L	OSWALD							1416	1	S	MORTIMER								2 1/2																		
	16	J	PANGAZIS							1419	3	N	MORTON								1																		
	8	T	PHILP							1428	6	S	ROSS	(5)	III						2 1/2																		
	3	M	SARTI						2	1432	4	D	ROYNES	(2)							0																		
	5	C	SCHICKER							1436	8	M	SCHLEDER	(4)	II						0																		
	2	J	WHARLEW							1443	9	C	STEVENS								1 1/2																		
	26	P	WITCOMBE	I						1445	11	M	STILGEE	(3)							0																		
	9	J	VRASSI							1450	17	N	WENT	(5)							0																		
	15	A	ZAMMIT	I						1453	7	P	WHITE								0 1/2																		
	45	P	ZAMMIT							1459	12	T	WITT								0 1/2																		
<i>[Large scribbled-out area]</i>																																							
Time Outs <input checked="" type="checkbox"/>										Totals 2 2 2 1 7										Time Outs <input checked="" type="checkbox"/>										Totals 2 3 3 4 12									

Won by GLENELG
 Signified Correct...
 1st Named Team WOODVILLE
 2nd Named Team GLENELG
 White Copy to REGISTRAR Blue Copy to CLUB Yellow Copy to UMPIRES/REFEREES

Umpires/Referees
 Signature [Signature] Name Campbell Club _____
 Signature [Signature] Name ETIAS Club _____
 Signature [Signature] Name MICHAEL Club _____

Officials Report

Referee: Yes No

Time Clock: Yes No

Green Card: Yes No

Yellow Card: Yes No

Penal Card: Yes No



Contract Starting Time: Yes No

Contract Length: Yes No

Comments:

Coach's Notes:

1st Named Team Burnside 2nd Named Team Brighton

LSA No.	No.	Initials	Surname (In Alphabetical Order)	Penal	Assist	Goals				Total	LSA No.	No.	Initials	Surname (In Alphabetical Order)	Penal	Assist	Goals				Total		
						1	2	3	4								1	2	3	4			
	14	S	BROOKES	1T				11	2	6375	22	A	CARTER	1	1111	1	1			2			
	32	S	CONNELLY	11		1		1	2	6380	16	B	EDWARDS (2)										
	22	S	DAWSON	11						6318	9	T	FREEMAN (5)	11	11	11			1	5			
	9	C	GOWER							6321	6	R	HAMILTON						1	1			
	30	J	KATZENBERG								2	T	LEE										
	72	D	KILDERRY							6335	21	JAK	MACKINNON										
	44	W	LITCHFIELD							6402	23	M	MANGAN		1		11			3			
	7	P	MARSHALL			1		111	4	6408	19	L	PERHAM (3)		11		111			5			
	24	B	MARTIN							6820	5	R	PETTIGROVE	1	1					1			
	27	B	MUXLOW							6347	20	W	PICKETT (4)	11			11			3			
	18	N	MUXLOW					1	1	6348	7	B	PRIDHAM										
	29	M	SINCLAIR-ROSS	1						6349	4	L	PRIDHAM				1			1			
	4	T	WATT	1						6412	15	T	RAYMOND	1									
	21	M	BARER							*	10	C	SMITH	11									
										6364	17	J	WOODFORD (1)			1	1			2			
																							
Time Outs <u>11</u>						Totals <u>20</u> <u>4</u> <u>3</u> <u>9</u>						Time Outs <u>1</u>						Totals <u>7</u> <u>6</u> <u>7</u> <u>3</u> <u>23</u>					

Officials Report

Umpires
 1st Umpire: [] 2nd Umpire: []
 Referee: []
 Timekeeper: []

Green Card
 Issued: []

Yellow Card
 Issued: []

Red Card
 Issued: []

Correct Starting Time
 Yes [] No []

Correct Uniforms
 Yes [] No []

Comments

Concussion Kit
 Issued: []

Won by Brighton Umpires/Referees Signature [Signature] Score 9 to 23
 Signified Correct... Name Mc CRACK Club _____
 1st Named Team Signature [Signature] Name 11-THASSER Club _____
 2nd Named Team Signature [Signature] Name _____ Club _____

1st Named Team BURNSIDE

2nd Named Team BRIGHTON

LSA No.	No.	Initials	Surname (In Alphabetical Order)	Penal	Assist	Goals				Total	LSA No.	No.	Initials	Surname (In Alphabetical Order)	Penal	Assist	Goals				Total			
						1	2	3	4								1	2	3	4				
1100	14	S	BROOKES ⑤	IT					11	2		22	A CARTER		11					1	1			2
1104	32	S	CONNELLY	11		1		1		2		16	B EDWARDS ②											
1105	22	S	DAWSON	11								9	T FREEMAN ⑤		1	1	1							5
1114	9	C	GOWER									6	R HAMILTON											1
1120	30	J	KATZENBERG									2	T LEE											
1121	72	D	KILDERRY ①									21	JAR MACKINNON											
		S	LANG									23	M MANGAN											3
1126	44	W	LITCHFIELD									19	L PERHAM ③		1									5
1128	7	P	MARSHALL ④			1		1	1	4		5	R PETTIGROVE	IT	1									1
	24	B	MARTIN									20	W PICKETT ④	11										3
1134	27	B	MUXLOW ③									7	B PRIDHAM											
1135	18	N	MUXLOW						1	1		15	T RAYMOND											
1146	29	M	SINCLAIR ROSS ②	1								10	G SMITH	11										
	28	K	SANDON									17	J WOODFORD ①									1		2
1151	4	T	WATTS									4	L PRIDHAM											1
	21	M	BAKER																					
Time Outs <u>1/1/1</u>										Time Outs <u>1/1/1</u>														
Totals <u>2-43-9</u>										Totals <u>7-67-3-23</u>														

Officials Report

Scorers
1st Team Yes No
2nd Team Yes No

Time Clock
Yes No

Green Card
Yes No

Yellow Card
Yes No

Red Card
Yes No

Correct Starting Time
Yes No

Correct Uniforms
1st Team Yes No
2nd Team Yes No

Comments

Coaches' Voting
Most Valuable Player (Senior & U17 Grades Only)

1. Name J WOODFORD
Club BEN No. 17

2. Name B EDWARDS
Club BEN No. 16

3. Name D KILDERRY
Club BURNSIDE No. 72

(Both Coaches to sign)
Name R LANG Club BEN
Signature R LANG

Name P LEE Club BEN
Signature P LEE

Won by BRIGHTON.

Signified Correct...

1st Named Team Burnside

2nd Named Team Brighton

White Copy to REGISTRAR Blue Copy to CLUB Yellow Copy to UMPIRES/REFEREES

Umpires/Referees

Signature [Signature]

Signature [Signature]

Signature _____

Score 23 to 9

Name M. CHAPMAN Club _____

Name A THURSETT Club _____

Name _____ Club _____

1st Named Team NORTH ADELAIDE

2nd Named Team WEST TORRENS

LSA No.	No.	Initials	Surname (In Alphabetical Order)	Penal	Assist	Goals				Total	LSA No.	No.	Initials	Surname (In Alphabetical Order)	Penal	Assist	Goals				Total						
						1	2	3	4								1	2	3	4							
	42	B	ALFORD	1			1	1		2		3	A PEARCE														
	18	B	CHARLES = (5)									5	C EDDY														
		M	ELLIOTT									6	M HARLEY	(5)	III												
	12	R	GASPARI	1	1			1	1			7	J CASAGRANDE = (4)														
	27	A	KILFORD (1)	1								8	J HARLEY	21				1			1						
	13	S	KILFORD (4)									12	L LITTLE	(4)													
	21	K	LENNON			II	III	3		5		14	P MUNDY														
	23	P	MCCONNELL	2								22	A CASAGRANDE				1				1						
	15	T	MORRIS									23	A GLASSBROOK T														
	7	L	ROBERTS = (5)			1				1		25	J GLASSBROOK	1													
	3	B	SHELTON (2)	ATT								26	C Johnston	(1)			1				2						
	24	C	TUCKER			1		1		2		32	D EDWARDS = (3)														
	25	B	TWIGGS = (5)									30	D RICHARDSON														
	29	C	TWIGGS									35	R SIMPSON					1			2						
	22	N	TWISK (3)			1		1		2																	
	4	D	ROBERTSON							1																	
					Totals 543214										Totals 04116												
Time Outs		<u>NA</u>												Time Outs		<u>X</u>											

Officials Report

Scorers
 1st Team: No. No.
 2nd Team: No. No.
 Time Clock
 No. No.
 Green Card
 No. No.
 Yellow Card
 No. No.
 Red Card
 No. No.
 Correct Starting Time
 No. No.
 Correct Uniform
 No. No. No.
 No. No. No.
 Comments
 Coach's Rating
 No. No. No. No. No.
 Name: M. Falden
 Club: West Torrens
 Name: C. Jaeger
 Club: West Torrens

Won by _____ Umpires/Referees _____ Score _____ to _____
 Signified Correct... Signature _____ Name M. Falden Club _____
 1st Named Team North Adelaide Signature _____ Name C. Jaeger Club _____
 2nd Named Team _____ Signature _____ Name _____ Club _____

1st Named Team North Adelaide 2nd Named Team West Torrens

LSA No.	No.	Initials	Surname (In Alphabetical Order)	Penal	Assist	Goals				Total	LSA No.	No.	Initials	Surname (In Alphabetical Order)	Penal	Assist	Goals				Total	
						1	2	3	4								1	2	3	4		
	12	B	ALFORD	1			1		2		2124	3	H	PEARCE								
	8	B	CHARLES								861	5	C	EDDY								
			MELLIOTT								2765	6	M	HARLEY		11						
	12	R	CASPARI		1			1	1		965	7	J	CASAGRANDE	1							
	27	A	LILFORD	1							2914	8	J	HARLEY	21			1				1
	13	S	KILFORD								272	12	L	LITTLE								
	21	K	LEANNY LOWE			1	1		5		886	14	P	MUNNY								
	23	P	MCCANNON		2						854	22	A	CASAGRANDE								1
	15	T	MOKRI								3179	23	A	GLARBROOK	1							
	7	C	ROBERTS						1		3178	25	J	GLARBROOK	1							
	3	B	SHULTON	1	1						874	26	C	JOHNSTON						1		2
	24	C	TULLOCH						2		2084	32	D	EDWARDS								
	25	B	FRITCH								898	36	D	RICHARDSON								
	29	C	FRITCH								905	35	R	SIMPSON					1			2
	22	N	TRISK						2													
	9	D	ROBERTSON						1													
Time Outs						Totals					Time Outs						Totals					
						5	4	3	2	14							0	4	1	1	6	

Officials Report

Scorer: Yes No

Timekeeper: Yes No

Third Coach: Yes No

Green Card: Yes No

Yellow Card: Yes No

Red Card: Yes No

Correct Scoring: Yes No

Correct Lineup: Yes No

Correct Minutes: Yes No

Correct Penalties: Yes No

Correct Goals: Yes No

Correct Fouls: Yes No

Correct Substitutions: Yes No

Correct Signatures: Yes No

Won by North Adelaide Score 14 to 6

Signified Correct

1st Named Team North Adelaide Umpires/Referees Signature [Signature] Name M Polden Club [Club]

2nd Named Team West Torrens Signature [Signature] Name C JABBE Club [Club]

AUSLAX MEN'S LEAGUE 2008

Season Fixture (Auslax Men's League 2008)

RND	DATE	TIME	VENUE/COURT	HOME TEAM	AWAY TEAM
NORMAL SEASON					
1	25/04/08 (Fri)	14:50	Findon Oval	Woodville	vs Glenelg
	26/04/08 (Sat)	14:50	Gepps Cross	North Adelaide	vs West Torrens
	26/04/08 (Sat)	14:50	Miller Reserve	Burnside	vs Brighton
	27/04/08 (Sun)	14:50	Patterson Reserve	East Torrens Payneham	vs Sturt
2	03/05/08 (Sat)	14:50	Findon Oval	Woodville	vs Burnside
	03/05/08 (Sat)	14:50	Finsbury Reserve	West Torrens	vs East Torrens Payneham
	03/05/08 (Sat)	14:50	Women's Memorial Playing Fields	Sturt	vs North Adelaide
	03/05/08 (Sat)	18:00	Finsbury Reserve	Glenelg	vs Brighton
3	10/05/08 (Sat)	14:50	Brighton Oval	Brighton	vs Woodville
	10/05/08 (Sat)	14:50	Miller Reserve	Burnside	vs Glenelg
	10/05/08 (Sat)	14:50	Patterson Reserve	East Torrens Payneham	vs North Adelaide
	10/05/08 (Sat)	14:50	Women's Memorial Playing Fields	Sturt	vs West Torrens
4	17/05/08 (Sat)	14:50	Barratt Reserve	Glenelg	vs Sturt
	17/05/08 (Sat)	14:50	Findon Oval	Woodville	vs East Torrens Payneham
	17/05/08 (Sat)	14:50	Gepps Cross	North Adelaide	vs Brighton
	17/05/08 (Sat)	20:45	Finsbury Reserve	West Torrens	vs Burnside
5	24/05/08 (Sat)	14:50	Finsbury Reserve	West Torrens	vs Brighton
	24/05/08 (Sat)	14:50	Gepps Cross	North Adelaide	vs Burnside
	24/05/08 (Sat)	14:50	Patterson Reserve	East Torrens Payneham	vs Glenelg
	24/05/08 (Sat)	14:50	Women's Memorial Playing Fields	Sturt	vs Woodville
6	31/05/08 (Sat)	14:50	Brighton Oval	Brighton	vs Sturt
	31/05/08 (Sat)	14:50	Findon Oval	Woodville	vs North Adelaide
	31/05/08 (Sat)	14:50	Finsbury Reserve	West Torrens	vs Glenelg
	01/06/08 (Sun)	14:50	Patterson Reserve	East Torrens Payneham	vs Burnside
7	04/06/08 (Wed)	18:30	Finsbury Reserve	West Torrens	vs Woodville
	07/06/08 (Sat)	14:50	Barratt Reserve	Glenelg	vs North Adelaide
	07/06/08 (Sat)	14:50	Patterson Reserve	East Torrens Payneham	vs Brighton
	07/06/08 (Sat)	14:50	Women's Memorial Playing Fields	Sturt	vs Burnside
8	14/06/08 (Sat)	14:50	Barratt Reserve	Glenelg	vs Woodville
	14/06/08 (Sat)	14:50	Brighton Oval	Brighton	vs Burnside
	14/06/08 (Sat)	14:50	Finsbury Reserve	West Torrens	vs North Adelaide
	14/06/08 (Sat)	14:50	Women's Memorial Playing Fields	Sturt	vs East Torrens Payneham
9	21/06/08 (Sat)	14:50	Brighton Oval	Brighton	vs Glenelg
	21/06/08 (Sat)	14:50	Gepps Cross	North Adelaide	vs Sturt
	21/06/08 (Sat)	14:50	Miller Reserve	Burnside	vs Woodville
	21/06/08 (Sat)	14:50	Patterson Reserve	East Torrens Payneham	vs West Torrens
10	28/06/08 (Sat)	14:50	Barratt Reserve	Glenelg	vs Burnside
	28/06/08 (Sat)	14:50	Findon Oval	Woodville	vs Brighton
	28/06/08 (Sat)	14:50	Finsbury Reserve	West Torrens	vs Sturt
	28/06/08 (Sat)	14:50	Gepps Cross	North Adelaide	vs East Torrens Payneham
11	19/07/08 (Sat)	14:50	Brighton Oval	Brighton	vs North Adelaide
	19/07/08 (Sat)	14:50	Miller Reserve	Burnside	vs West Torrens
	19/07/08 (Sat)	14:50	Patterson Reserve	East Torrens Payneham	vs Woodville

2008

2008

12	19/07/08 (Sat)	14:50	Women's Memorial Playing Fields	Sturt	vs	Gleneig
	26/07/08 (Sat)	14:50	Barratt Reserve	Gleneig	vs	East Torrens Payneham
	26/07/08 (Sat)	14:50	Brighton Oval	Brighton	vs	West Torrens
	26/07/08 (Sat)	14:50	Findon Oval	Woodville	vs	Sturt
	26/07/08 (Sat)	14:50	Miller Reserve	Burnside	vs	North Adelaide
13	02/08/08 (Sat)	14:50	Barratt Reserve	Gleneig	vs	West Torrens
	02/08/08 (Sat)	14:50	Gepps Cross	North Adelaide	vs	Woodville
	02/08/08 (Sat)	14:50	Women's Memorial Playing Fields	Sturt	vs	Brighton
	02/08/08 (Sat)	20:00	Finsbury Reserve	Burnside	vs	East Torrens Payneham
14	09/08/08 (Sat)	14:50	Brighton Oval	Brighton	vs	East Torrens Payneham
	09/08/08 (Sat)	14:50	Findon Oval	Woodville	vs	West Torrens
	09/08/08 (Sat)	14:50	Gepps Cross	North Adelaide	vs	Gleneig
	09/08/08 (Sat)	14:50	Miller Reserve	Burnside	vs	Sturt

This fixture proudly brought to you by the Lacrosse SA and
www.sportingpulse.com

1st Named Team BRIGHTON

2nd Named Team WOODVILLE

LSA No.	No.	Initials	Surname (In Alphabetical Order)	Penal	Assist	Goals				Total	LSA No.	No.	Initials	Surname (In Alphabetical Order)	Penal	Assist	Goals				Total	
						1	2	3	4								1	2	3	4		
	22	A	CARTER (2)	T	III			I		III	4		9	M	BOERMA					II	II	3
	16	G	EDWARDS		I								20	A	CARDWELL (5)							
	9	T	FREEMAN (3)	T	II			I		II	4	1336	7	S	GUERIN							
	7	S	GILBERT		II							1343	6	J	INGE (1)					I	II	6
	6	R	HAMILTON									2535	22	P	INGE (2)	T	II					2
	21	hr	MACKINNON										8	G	LAZARUS					I	I	2
	18	jas	MACKINNON									1344	10	F	MANNING (4)							
	23	M	MANGAN					I		I	3	1347	16	J	PANORAZIO						II	2
5	19	L	PERHAM (1)					II		I	5	1352	3	M	SANTI	ST	II				II	2
	1	B	PETTIGROVE									1354	5	C	SCHICKER (3)							1
	15	T	RAYMOND (5)									1355	1	J	SMITH							
	10	J	SCUMIDT									2682	2	J	WHINNEN							
	2	C	SMITH									2534	26	P	WACOMBE (6)	T						
	17	J	LOOD FORP										15	B	ZAMIT							
													45	P	ZAMIT							
	20	W	PICKETT (4)																			
						Totals 2 4 6 16											Totals 47 53 19					

Officials Report

Scorers
1st Team Yes No
2nd Team Yes No

Time Clock
Yes No

Green Card
Yes No

Yellow Card
Yes No

Red Card
Yes No

Correct Starting Time
Yes No

Correct Uniforms
1st Team Yes No
2nd Team Yes No

Comments

Coaches' Voting
Most Valuable Player (Senior & U17 Grades Only)

1. Name
Club No.

2. Name
Club No.

3. Name
Club No.

(Both Coaches to sign)
Name Club

Signature

Name Club

Signature

Won by WOODVILLE

Umpires/Referees

Score 16 to 19

Signified Correct... Bettelmann

Signature _____ Name _____ Club _____

1st Named Team _____

Signature _____ Name _____ Club _____

2nd Named Team _____

Signature _____ Name _____ Club _____

1st Named Team GLENELG

2nd Named Team WOODVILLE

LSA No.	No.	Initials	Surname (In Alphabetical Order)	Penal	Assist	Goals				Total	LSA No.	No.	Initials	Surname (In Alphabetical Order)	Penal	Assist	Goals				Total
						1	2	3	4								1	2	3	4	
1365	5	Re	ALFORD						1		9	M	BERNARD							3	
1371	13	N	BOLTON (1)								20	A	CARDWELL								
1393	2	P	GREENHALGH						2		7	S	GURLIN								
3956	10	R	KELLY (3)								6	S	INCE (5)							4	
2523	9	A	LAWMAN						4		22	P	INCE (4)							1	
1416	1	S	MORTIMER (4)						1		8	G	LARMES							3	
1419	3	N	MORTON						3		10	C	MANNING (2)								
3957	12	C	O'DONNELL								16	J	PANGLAZIO							1	
1428	6	S	ROSS (2)						3		3	M	SANDI							5	
1432	4	D	ROYNES								5	C	SCHICKEL (2)								
1443	16	C	STEVENS						1		1	J	SMITH								
1445	11	M	STILGOE								2	J	WHITMAN								
1450	17	N	WEST								26	P	WITCOMBE								
1453	7	P	WHITE								15	S	ZANUS								
1436	8	M	SHELDON (5)								45	P	ZANUS (1)							1	
Totals										Totals											
4 2 4 5 15										5 6 3 3 17											
Time Outs <u>1/11</u>										Time Outs <u>1/11</u>											

Officials Report

Score: _____

Time Clock: _____

Green Card: _____

Yellow Card: _____

Red Card: _____

Correct Starting Time: _____

Correct Uniforms: _____

Comments: _____

Coupons: _____

Won by WOODVILLE Score 17 to 15

Signified Correct... Signature [Signature] Name Campbell Club _____

1st Named Team Signature [Signature] Name VICKERY Club _____

2nd Named Team Signature [Signature] Name MICHAEL CORN Club _____

[Signature] S. RETALLICK

1st Named Team Woodville

2nd Named Team Glenelg

LSA No.	No.	Initials	Surname (In Alphabetical Order)	Penal	Assist	Goals				Total	LSA No.	No.	Initials	Surname (In Alphabetical Order)	Penal	Assist	Goals				Total
						1	2	3	4								1	2	3	4	
	9	M	Boerma							3/1		5	R	Alford							1
	20	A	Cardwell	T								13	N	Balton							
	7	S	Querin									2	P	Greenhalgh	T						2
	6	J	Inge	T						4		10	R	Relly							
	22	P	Inge							1/2		9	A	Lawson	F						4
	8	G	Lazrus	T						2		1	S	Martimer							1
	10	C	Manning									3	N	Morton							3
	21	E	Oswald									12	C	O'Donnell							
	16	J	Pangrazio							1/2		6	S	Robb							3
	3	M	Sakti	T						5		4	D	Royans							
	5	C	Schicker									16	C	Stevens							
	1	J	Smith	T								11	M	Stilgoe							
	2	J	Whinnan	T								17	N	Went							
	26	P	Witcombe									7	P	White	T						
	15	B	Zamit									8	M	Shedow							
	45	P	Zamit							1											
Time Outs						Totals 5 6 3 3 17					Time Outs						Totals 4 2 4 5 15				

Officials Report

Scorers
1st Team Yes No
2nd Team Yes No

Time Clock
Yes No

Green Card
Yes No

Yellow Card
Yes No

Red Card
Yes No

Correct Starting Time
Yes No

Correct Uniforms
1st Team Yes No
2nd Team Yes No

Comments

Coaches' Voting
Most Valuable Player (Senior & U17 Grades Only)

1. Name.....
Club.....No.....

2. Name.....
Club.....No.....

3. Name.....
Club.....No.....

(Both Coaches to sign)
Name.....Club.....
Signature.....
Name.....Club.....
Signature.....

Won by Woodville

Umpires/Referees

Score 17 to 15

Signified Correct...

Signature [Signature] Name Campanelli Club

Name Pickard Club

1st Named Team

Signature [Signature] Name McCaule Club

Name S. RETALLICK Club

2nd Named Team

1st Named Team

WOODVILLE

2nd Named Team

EAST TORRENS PAYNEHAM

LSA No.	No.	Initials	Surname (In Alphabetical Order)	Penal	Assist	Goals				Total	LSA No.	No.	Initials	Surname (In Alphabetical Order)	Penal	Assist	Goals				Total
						1	2	3	4								1	2	3	4	
9	1	M	Boerma	11		1	1	1	1	4	6		16	T	BARUCH						
	20	A	Caldwell	T									36	M	BROWN						
	7	S	Queen	T									9	N	BROWN	111					
	6	J	Inge			1	1				2		8	K	DEN OTTER						1
	22	D	Inge										15	J	ECKENHOFF		1	1			2
	8	G	Lazarus							2			11	S	GILL						
	10	C	Manning										14	B	LANGSTRETH						
	10	J	Pangrazic					1		1			22	T	MILDREN						
	3	M	Sant							2			18	R	PEARCE						
	5	C	Shicker							2			12	S	PETERSON						1
	1	J	Smith							2			6	T	POLAND						
	2	J	Whinner										19	A	RUPPEL						
	26	D	Whitcombe	T									1	G	STERLE						
	15	B	Zamit	T									37	S	VICKERY						
	45	P	Zamit										10	T	VICKERY						
Time Outs <u>2</u>					Totals 4 5 5 15					Time Outs <u>1 1</u>					Totals 1 1 1 1 4						

Won by WOODVILLE

Signified Correct... [initials]

1st Named Team [initials]

2nd Named Team [initials]

White Copy to REGISTRAR Blue Copy to CLUB Yellow Copy to UMPIRES/REFEREES

Umpires/Referees

Signature [Signature]

Signature [Signature]

Signature [Signature]

Score 15 to 4

Name Michael Gavie Club

Name M. Palden Club

Name Brian Peak Club

J. KIPLOKS (CSO)

OFFICIALS REPORT	
Referee	Yes <input type="checkbox"/> No <input type="checkbox"/>
Time Clock	Yes <input type="checkbox"/> No <input type="checkbox"/>
Correct Starting Line	Yes <input type="checkbox"/> No <input type="checkbox"/>
Correct Endpapers	Yes <input type="checkbox"/> No <input type="checkbox"/>
Correct Score	Yes <input type="checkbox"/> No <input type="checkbox"/>
Correct Signatures	Yes <input type="checkbox"/> No <input type="checkbox"/>
Coach's Voting	Not Notable Paper (Group of 4) <input type="checkbox"/>

1st Named Team WOODVILLE

2nd Named Team ETP

LSA No.	No.	Initials	Surname (In Alphabetical Order)	Penal	Assist	Goals				Total	LSA No.	No.	Initials	Surname (In Alphabetical Order)	Penal	Assist	Goals				Total								
						1	2	3	4								1	2	3	4									
	9	M	BERMA (1)		III	I	I	II	I	6	16	T	BARUCH	IT															
	20	A	CALDWELL (6)	T						3	36	M	BROWN	I															
-	1336	T	GUERIN	T	I					0/1	9	N	BROWN	T/II															
-	1343	6	J INGE (5)	I		II	I			2/4	8	K	DEW UTTER					I	I										
-	2535	22	P INGE (4)	T	III					0/7	15		ECKENHOFF			I	I			2									
	8	G	LAZARUS					II		2	11	S	GILL																
-	1343	10	C MANNING (2)	I							14	B	LANGSTREET	II															
-	1347	16	J DANERAZIO			I				1	22	T	MILDREU	I															
-	1352	3	M SANTI	IT				II		2	13	R	PEARCE	IT															
-	1354	5	C SCHICKER (3)	I							12	S	PETERSON							I									
-	1355	1	J SMITH		I		II			2/1	6	T	POLAND	I															
-	2682	2	J WHINNEN								19	A	RUPPEL	I															
-	2534	26	P WITCOMBE	IT/II							1	G	STEGLE	II	I														
	15	B	ZAMIT	T							37	S	VICKERY																
	45	P	ZAMIT								10	T	VICKERY	I															
						Totals				14	55	15							Totals						1	1	1	1	4

Won by WOODVILLE
 Signified Correct. [initials]
 1st Named Team [initials]
 2nd Named Team [initials]

Umpires/Referees
 Signature [Signature]
 Signature [Signature]
 Signature [Signature]

Score 15 to 4
 Name Michael Gads Club _____
 Name M. Polden Club _____
 Name Brian Reed Club _____
J. W. Pharo (CR)

Officials Report

Scoring
 1st Team: Yes No Pen
 2nd Team: Yes No Pen

Penalty Checks
 Yes No

Ground Cond
 Yes No

Yellow Card
 Yes No

Red Card
 Yes No

Correct Starting Time
 Yes No

Correct Uniforms
 1st Team: Yes No
 2nd Team: Yes No

Comments

Coach's Writing
 Most Visible Player
 Name: _____
 Club: _____

Signature: [Signature]

1st Named Team Glennelg

2nd Named Team Brighton

LSA No.	No.	Initials	Surname (In Alphabetical Order)	Penal	Assist	Goals				Total	LSA No.	No.	Initials	Surname (In Alphabetical Order)	Penal	Assist	Goals				Total
						1	2	3	4								1	2	3	4	
	5	Re	ALFORD (4)	T							22	A	CARTER	T			1	1	1	1	7-0
	13	N	BOLTON								9	T	FREEMAN (4)		1	1	1				2-4
	2	P	GREENHALGH				1		3		4	S	GILBERT	T							
	12	J	HINDS								23	M	MANGAN (3)		1	1	1	1	1	1	6-2
	10	R	KELLY								21	JAR	MACKINNON								
	9	A	CANMAN					1	1		18	JAS	MACKINNON (3)								
	1	S	MORTIMER (3)		1				1			R	HAMELTON								
	3	N	MORTON	T				1	1		16	R	PETTIGROVE		1						0-2
	8	C	O'DONNELL (5)								20	W	PICKETT	T					1		1-0
	6	S	ROBB	T					1		7	B	FRIDHAM								
	4	D	ROYANS		1				0-1		15	T	RAYMOND								
	16	C	STEVENS	T	1				0-1		10	J	SCHMIDT	T	1						0-2
	11	M	STILGOE (4)								2	C	SMITH								
	17	N	WENT								17	J	WOODFORD (2)						1		1-0
	7	P	WHITE (1)				1		1-0		19	L	PERHAM	T	1	1					0-3
											1	B	PETTIGROVE		1				1		1-2
Time Outs						Totals					Time Outs						Totals				
						2 1 3 2 8											4 4 6 4 18				

Officials Report

Scorers
1st Team Yes No
2nd Team Yes No

Time Clock
Yes No

Green Card
Yes No

Yellow Card
Yes No

Red Card
Yes No

Correct Starting Time
Yes No

Correct Uniforms
1st Team Yes No
2nd Team Yes No

Comments

Coaches' Voting
Most Valuable Player (Senior & U17 Grades Only)



1. Name _____ Club _____ No. _____
2. Name _____ Club _____ No. _____
3. Name _____ Club _____ No. _____

(Both Coaches to sign)
Name _____ Club _____
Signature _____
Name _____ Club _____
Signature _____

Won by Brighton Umpires/Referees Score 8 to 18 8.14

Signified Correct... Name D. BYRNE Club _____
Signature _____ Name P. VICKERY Club _____
1st Named Team Signature [Signature] Name M. BENDALL Club _____
2nd Named Team Signature [Signature] Club _____

1st Named Team GLENELG 2nd Named Team BRIGHTON

LSA No.	No.	Initials	Surname (In Alphabetical Order)	Penal	Assist	Goals				Total	LSA No.	No.	Initials	Surname (In Alphabetical Order)	Penal	Assist	Goals				Total
						1	2	3	4								1	2	3	4	
1365	5	Re	ALFORD (4)	T							22	A	CARTER	T						7	
1371	13	N	BOLTON								9	T	FREEMAN						2		
1393	2	P	GREENHALGH						3		4	S	GILBERT								
2173	12	J	HINDS								23	M	MANGAN							6	
3956	10	R	KELLY								21	JAL	MACKINNON								
2523	9	A	LAWMAN						1		18	JAS	MACKINNON								
1416	1	S	MORTIMER (2)						1			R	HAMILTON								
1419	3	N	MERTON	T					1		16	R	PETTIGREW								
3957	8	C	O'DONNELL (5)						1		20	W	PICKETT	T					1		
1428	6	S	ROBB						1		7	B	PRIDHAM								
1432	4	D	ROYNES								15	T	RAYMOND								
1443	16	C	STEVENS	T							10	J	SCHMIDT								
1445	11	M	STILECOE ... (2)								2	C	SMITH								
1450	17	N	WENT	T							17	J	WOODFORD						1		
1453	7	P	WHITE ... (1)						1		19	L	PERMAN	T							
											1	A	PETTIGREW						1		
																					
Time Outs <u>1/1/1</u>										Time Outs <u>1/1/1</u>											
Totals 2 1 3 2 8										Totals 4 4 6 4 18											

Won by BRIGHTON Umpires/Referees Score 18 to 8
 Signified Correct... Signature [Signature] Name D. EYRE Club _____
 1st Named Team Signature [Signature] Name P. VICKERS Club _____
 2nd Named Team Signature [Signature] Name HARDIE Club _____
 Name M. BENDALL

Officials Report

Score: _____

Time Check: _____

Green Card: _____

Yellow Card: _____

Red Card: _____

Correct Starting Time: _____

Correct Uniforms: _____

Comments: _____

Coach's Rating: _____



Named Team BRIGHTON

2nd Named Team EAST TORRENS PAYNEHAM

LSA No.	No.	Initials	Surname (In Alphabetical Order)	Penal	Assist	Goals				Total	LSA No.	No.	Initials	Surname (In Alphabetical Order)	Penal	Assist	Goals				Total
						1	2	3	4								1	2	3	4	
	22	A	Center	T					2		16	T	BARUCH								
	21	J	Edwards								36	M	BROWN								
	9	T	Freeman						2		9	N	BROWN (3)								
	4	S	Gilbert	T					2		8	K	DEW OTTER								1
	6	R	Hamilton								15	J	ECKENHOFF								
	1	JAR	Mackinnon								11	S	GILL								
	18	JAS	Mackinnon	T							25	C	KIRTON								
	23	M	Mangan						2		14	B	LANGSTRETH	T							
	19	L	Perham						2		18	R	PEARCE								
	5	R	Pettigrove								12	S	PETERSON	TT							
	20	N	Pickett						2		6	T	POLAND								
	7	B	Richardson								19	A	RUPPEL	T							1
	10	V	Schmidt								1	G	STEELE (2)								3
	2	C	Smith								37	S	VICKERY								
	17	J	Woolford								10	T	VICKERY (1)								
						Totals 6 3 2 1 12											Totals 2 1 - 2 5				

Officials Report

Scorers
 Referee
 Umpire
 Green Card
 Yellow Card
 Red Card
 Correct Starting Time
 Correct Lineups
 Comments
 Coach's Writing
 Match Report
 Club Secretary
 Club Treasurer
 Club Captain
 Club Vice Captain
 Club Manager
 Club President
 Club Secretary
 Club Treasurer
 Club Captain
 Club Vice Captain
 Club Manager
 Club President

Won by Brighton Umpires/Referees Score 12 to 5
 Signified Correct... Signature [Signature] Name D. Hays Club _____
 1st Named Team Brighton Signature [Signature] Name M. Polden Club _____
 2nd Named Team East Torrens Payneham Signature [Signature] Name Brian Pugh Club _____

1st Named Team BURNSIDE

2nd Named Team STURT

LSA No.	No.	Initials	Surname (In Alphabetical Order)	Penal	Assist	Goals				Total	LSA No.	No.	Initials	Surname (In Alphabetical Order)	Penal	Assist	Goals				Total
						1	2	3	4								1	2	3	4	
1100	14	S	BROOKES (4)	T	1				1		77	S	ANDERSON	T							
1101	5	O	BROWN			1			1		49	C	DE MELLO (5)								
1104	32	S	CONNELLY				1	1	2		26	M	FALLOON								
	12	C	DINDLER			1		1	2		31	M	FORBES			1					
1114	78	C	GOWER (2)	T							34	M	FORBES (4)	T	13					1	
1121	72	D	KILDERRY								38	N	GERE								
1126	44	W	LITCHFIELD								69	A	HAMILTON				1			1	2
1128	7	P	MARSHALL		1		1		3		29	J	KIRKWOOD				1				1
	24	B	MARTIN				1	1	2		46	R	MAULEY								
1133	1	A	MUNRO (5)								16	M	NORTON (3)			1		1	1		3
1134	27	B	MUXLEW								3	A	STONE	1							
1135	18	N	MUXLEW (1)					1	1		33	R	STONE (1)	11							
	3	S	OLESEN	1							19	N	WAPPER			11				1	1
	8	K	SANDOW								47	M	WORRALL	11							
1146	29	M	SINCLAIR ROSS (3)		1	1			1		53	M	CAPRIOTTI (2)								
Time Outs <u>1 1 1</u>						Totals <u>1 6 3 3 13</u>					Time Outs <u>1</u>						Totals <u>4-3 1 8</u>				

Won by BURNSIDE

Umpires/Referees

Score 13 to 8

Signified Correct... GRAD CAMPBELL

Signature [Signature]

Name M. FADIN

Club _____

1st Named Team [Signature]

Signature [Signature]

Name S. RETALLICK

Club _____

2nd Named Team [Signature]

Signature [Signature]

Name Campbell

Club _____

Officials Report

Referee: _____

Time Clock: _____

Green Card: _____

Yellow Card: _____

Red Card: _____

Correct Starting Time: _____

Correct Duration: _____

Comments: _____

Captain: _____

Coach: _____

Umpire: _____

Referee: _____

Time Clock: _____

Green Card: _____

Yellow Card: _____

Red Card: _____

Correct Starting Time: _____

Correct Duration: _____

Comments: _____

1st Named Team NORTH ADLAIDE 2nd Named Team GLENELG

LSA No.	No.	Initials	Surname (In Alphabetical Order)	Penal	Assist	Goals				Total	LSA No.	No.	Initials	Surname (In Alphabetical Order)	Penal	Assist	Goals				Total																		
						1	2	3	4								1	2	3	4																			
	42	B	ALFORD							1365	18	R	ALFORD	T																									
	1	C	BARKER							1371	13	N	BOLTON	(4)							1																		
	18	B	CHARLES							1373	18	C	BRYANT																										
	12	R	GASPARI		1				1	1393	2	P	ERDMAN	(3)	T						3																		
	27	A	KILFORD	1						2173	12	J	HINDS								2																		
	23	P	MCCONNELL							2523	9	A	LAWMAN	(5)	T	1					1																		
	8	S	MORRIS				1		1	1416	1	S	MORTIMER	(2)							4																		
	15	T	MORRIS							1419	3	N	MORTON								1																		
	7	L	ROBERTS	1	1					3957	10	C	O'DONNELL	11							1																		
	19	Don	ROBERTSON	11						1428	6	S	ROYLS	(1)	111						2																		
	25	B	TWIGGS							1432	4	D	ROYLES																										
	29	C	TWIGGS		1					1443	16	C	STEVENS								1																		
	22	N	TWISK				1		1	1445	11	M	STILGSE																										
	24	C	TUCKER		1				1	1450	17	N	WENT																										
	9	H	SWAIN							1453	7	P	WHIR																										
<i>[Signature]</i>										<i>[Signature]</i>																													
Time Outs <u>11</u>										Totals <u>2</u> <u>0</u> <u>0</u> <u>2</u> <u>4</u>										Time Outs <u>11</u>										Totals <u>1</u> <u>7</u> <u>3</u> <u>5</u> <u>16</u>									

Officials Report

Scorers
1st Team Yes No
2nd Team Yes No

Time Clock
Yes No

Green Card
Yes No

Yellow Card
Yes No

Red Card
Yes No

Correct Starting Time
Yes No

Correct Uniforms
1st Team Yes No
2nd Team Yes No

Comments

Coaches' Voting
(Senior & U17 Grades Only)

1. Name S. ROBB
Club GLE No. 6

2. Name C. BARKER
Club NA No. 1

3. Name S. MORTON
Club GLE No. 1

(Both Coaches to sign)
Name Robb Club gle
Signature [Signature]

Name [Signature] Club [Signature]
Signature [Signature]

Won by GLENELG Umpires/Referees Score 16 to 4

Signified Correct... Signature [Signature] Name TUCKER Club _____

1st Named Team NORTH ADLAIDE Signature [Signature] Name MARK Club _____

2nd Named Team GLENELG Signature [Signature] Name MCCONNELL Club _____

1st Named Team WOODVILLE

2nd Named Team WEST TORRENS

LSA No.	No.	Initials	Surname (In Alphabetical Order)	Penal	Assist	Goals				Total	LSA No.	No.	Initials	Surname (In Alphabetical Order)	Penal	Assist	Goals				Total																		
						1	2	3	4								1	2	3	4																			
	21	M	BOERMA							3/4	5	M	HEARD																										
	14	J	DOWLING								6	M	HARLEY																										
	7	S	GUERIN	T					0/2		12	L	LITTLE																										
	6	T	INGE (1)						6/2		13	D	JONKSTON (4)								2																		
	10	C	MANNING								17		EDVERT	T																									
	16	J	PANERAZIO (3)						7/2		22	K	PHAM																										
	3	M	SAINTI						2/2		25	J	GLAZEROCK								1																		
	1	J	SMITH						1/1		26	C	JONKSTON (1)								4																		
	11	M	SMITH (5)								32	H	PEARCE																										
	5	C	SCHICKER (2)						1		36	D	RICHARDSON																										
	8	M	TANSEL (4)								40	D	SLOWAN																										
	2	J	WAINEN								18	D	EDWARDS (2)																										
	26	D	WITCOMBE								7	J	LAZAGRADE (3)																										
	15	B	ZAMIT						1																														
	45	P	ZAMIT						1																														
										<i>[Handwritten Signature]</i>																													
Time Outs				<input checked="" type="checkbox"/>				Totals				3				5				7				22															
										<i>[Handwritten Signature]</i>																													
										Time Outs										<input checked="" type="checkbox"/>				Totals				2				1				4-7			

Won by WOODVILLE

Umpires/Referees

Score 22 to 7

Signified Correct. *[Signature]*

Signature *[Signature]* Name PEG MOLLISON Club AURA

1st Named Team *[Signature]*

Signature *[Signature]* Name CRIS JOEBEL Club _____

2nd Named Team *[Signature]*

Signature *[Signature]* Name JR TOO GOOD Club _____

Officials Report

Score: _____

Time Clock: _____

Green Card: _____

Yellow Card: _____

Red Card: _____

Correct Starting Time: _____



Correct Uniforms: _____

Comments: _____

Continued Voting: _____

1st Named Team BURNSIDE

2nd Named Team EAST TORRENS PAYNENAM

LSA No.	No.	Initials	Surname (In Alphabetical Order)	Penal	Assist	Goals				Total	LSA No.	No.	Initials	Surname (In Alphabetical Order)	Penal	Assist	Goals				Total
						1	2	3	4								1	2	3	4	
	14	S	BROOKES						1		16	T	BARUCH (3)								3
	5	O	BROWN	3							36	M	BROWN	111							
	32	S	CONNELY	111					1		9	N	BROWN								
	12	C	DINDLER						2		8	K	DEN OYER								2
	78	C	GOWER (2)								15	J	ECKENHOFF								1
	72	D	KILDERY								11	S	GILL (4)								
	44	W	LITCHFIELD								27	S	GILL								
	7	D	MARSHALL						2		25	C	KIRTON								1
	24	B	MARTIN (3)						1		14	B	LANGFRETHER	111							1
	1	A	MUNRO								18	R	PEARCE	1111							
	27	B	MUXLOW (5)	11							12	S	PETERSON (2)	1							4
	18	N	MUXLOW (1)								6	T	POLAND								2
	8	K	SINDON								1	G	STEENE (1)								4
	29	M	SINCLAIR (4)	122					1		37	S	VICKERY (5)								8
											10	T	VICKERY								
																					
Time Outs <u>1</u>										Time Outs <u>1</u>											
Totals 2 1 2 3 8										Totals 3 4 6 5 8											

Won by E.T.P.
 Signified Correct...
 1st Named Team BURNSIDE
 2nd Named Team EAST TORRENS PAYNENAM

Umpires/Referees
 Signature [Signature]
 Signature [Signature]
 Signature [Signature]

Score 8 to 8
 Name M. McNicol Club [Club]
 Name S. L. Platt Club [Club]
 Name D. J. McNicol Club [Club]
S. RETAILICK

Officials Report

Scorers
 1st Team: [] [] [] []
 2nd Team: [] [] [] []

Time Clock
 1st Team: [] []
 2nd Team: [] []

Green Card
 1st Team: [] []
 2nd Team: [] []

Yellow Card
 1st Team: [] []
 2nd Team: [] []

Red Card
 1st Team: [] []
 2nd Team: [] []

Official Starting Time
 1st Team: [] []
 2nd Team: [] []

Official End Time
 1st Team: [] []
 2nd Team: [] []

Comments

Coach's Name
 1st Team: [] [] [] []
 2nd Team: [] [] [] []

Club Name
 1st Team: [] [] [] []
 2nd Team: [] [] [] []

Referee's Name
 1st Team: [] [] [] []
 2nd Team: [] [] [] []

Referee's Club
 1st Team: [] [] [] []
 2nd Team: [] [] [] []

1st Named Team BURNSIDE 2nd Named Team ETP

LSA No.	No.	Initials	Surname (In Alphabetical Order)	Penal	Assist	Goals				Total	LSA No.	No.	Initials	Surname (In Alphabetical Order)	Penal	Assist	Goals				Total
						1	2	3	4								1	2	3	4	
	14	S	BROOKES	1	1	1				1		16	T	BARUCH	1	11	1	1			13
	5	O	BROWN	3								36	M	BROWN							
	32	S	CONNELLY						1			9	N	BROWN							
	12	C	DINDLER	1		1			2			8	K	DEN OTTER				1		1	2
	78	C	GOWER (2)	1								15	J	ECKENHOFF			1				1
	72	D	KILDERRY									11	S	GILL		1					
	104	W	LITCHFIELD									27	S	GILL							
	7	P	MARSHALL				1	1	2			25	C	KIRTON							
	24	B	MARTIN (3)					1	1			14	B	LANGSTRETH				1			1
	1	A	MUNRO	1								18	R	PEARCE							
	27	B	MUXLOW (5)		1							12	S	PETERSON	1	1	1			1	4
	18	N	MUXLOW (1)									6	T	POLAND		1				1	2
	8	K	SANDOW									1	G	STEELE	1	1		1		1	5
	29	M	SINCLAIR-ROSS (4)			1			1			37	S	VICKERY							
												10	T	VICKERY	1						
										Totals											
Time Outs 11										Time Outs 1 11											
Totals 2 1 2 3 8										Totals 3 4 6 5 18											

Officials Report

Scorers
1st Team Yes No
2nd Team Yes No

Time Clock
Yes No

Green Card
Yes No

Yellow Card
Yes No

Red Card
Yes No

Correct Starting Time
Yes No

Correct Uniforms
1st Team Yes No
2nd Team Yes No

Comments

Coaches' Voting
Most Valuable Player (Senior & U17 Grades Only)

1. Name G STEELE
Club ETP No. 1

2. Name N MUXLOW
Club BURNSIDE No. 18

3. Name S PETERSON
Club ETP No. 12

(Both Coaches to sign)
Name [Signature] Club [Signature]
Signature [Signature]
Name S VICKERY Club ETP
Signature [Signature]

Won by ETP Umpires/Referees Score 18 to 8

Signified Correct... Signature [Signature] Name M. O'NEILL Club [Signature]

1st Named Team [Signature] Signature [Signature] Name [Signature] Club INCOMPETENT + PREVIOUS

2nd Named Team [Signature] Signature [Signature] Name DJ MUXLOW Club [Signature]

White Copy to REGISTRAR Blue Copy to CLUB Yellow Copy to UMPIRES/REFEREES

S. RETALLICK

1st Named Team NORTH ADELAIDE 2nd Named Team WOODVILLE

LSA No.	No.	Initials	Surname (In Alphabetical Order)	Penal	Assist	Goals				Total	LSA No.	No.	Initials	Surname (In Alphabetical Order)	Penal	Assist	Goals				Total
						1	2	3	4								1	2	3	4	
	42	B	ALFORD	I		1	1			3		20	A	CARDWELL	I						
	1	C	BARKER								(5)	14	J	DOWLING	TI						
	18	B	CHARLES	T								7	S	GUERIN			1				1
	12	R	GASPARI	II							(3)	6	J	INGE	T	IIII					0 1/2
	27	A	KILFORD									22	P	INGE							11
	23	P	MCGONNELL	II								10	C	MANNING	I						1
	8	S	MORRIS				1			1		16	J	PANGRAZIO				1			1
	7	L	ROBERTS	II	I							3	M	SANTI		I	III				11
	10	D	ROBERTSON								(1)	5	C	SCHICKER	I						6
	34	G	SHELDON	I								1	J	SMITH							9 1/2
	25	B	TWIGG				1			1	(4)	2	J	WHINER		II					
	29	C	TWIGG									26	P	LITCOMBE	TI	III					
	22	N	TWISK	I								15	B	ZAMIT							
	24	C	TUCKER		I		1			1	(5)	45	P	ZAMIT							
	9	H	SWANE									8	G	LAZURAS			1	1	1		11
Time Outs <input checked="" type="checkbox"/> <input checked="" type="checkbox"/>											Time Outs <input checked="" type="checkbox"/>										
Totals 22											Totals 53										
2											16										
2											6										
6											15										

Officials Report

Scoring
 For Team: Yes No
 For Team: Yes No

Time Clock
 Yes No

Green Card
 Yes No

Yellow Card
 Yes No

Red Card
 Yes No

Correct Starting Time
 Yes No

Correct Line Form
 Yes No

Comments

Coach's Voting
 Yes No

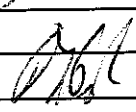

Won by WOODVILLE Umpires/Referees Score 15 to 6

Signified Correct... Signature [Signature] Name Brian Peak Club _____

1st Named Team [Signature] Signature _____ Name C. Coulson Club ALRA

2nd Named Team [Signature] Signature _____ Name _____ Club _____

1st Named Team NORTH ADELAIDE 2nd Named Team WOODVILLE

LSA No.	No.	Initials	Surname (In Alphabetical Order)	Penal	Assist	Goals				Total	LSA No.	No.	Initials	Surname (In Alphabetical Order)	Penal	Assist	Goals				Total
						1	2	3	4								1	2	3	4	
	42	B	ALFORD (4)							3		20	A	CARDWELL							
	1	C	BARKER (1)									14	J	DOWLING (2)							
	18	B	CHARLES									7	S	GUERIN							1
	12	R	GASPARI									6	J	INGE (3)							
	27	A	KILFORD									22	P	INGE							2
	23	P	M'CONNELL (5)									10	C	MANNING							
	8	S	MORRIS							1		16	J	PANGRAZIO							1
	7	L	ROBERTS									3	M	SANTI							6
	10	D	ROBERTSON									5	C	SCHICKER (1)							
	34	B	SHELDON (2)									1	J	SMITH							
	25	B	TWIGGS (3)							1		2	J	WHINNEN (4)							
	29	C	TWIGGS									26	P	WITCOMBE							
	22	N	WISK									15	B	ZAMIT							
	24	C	TUCKER							1		45	P	ZAMIT (5)							
	9	H	SWAINE									8	G	LAZARAS							5
																					
Time Outs <u>1</u> / <u>11</u>											Time Outs <u>1</u> / <u>11</u>										
Totals <u>7</u> / <u>22</u> / <u>6</u>											Totals <u>5</u> / <u>31</u> / <u>15</u>										

Officials Report

Scorers
 1st Team Yes No
 2nd Team Yes No

Time Clock
 Yes No

Green Card
 Yes No

Yellow Card
 Yes No

Red Card
 Yes No

Correct Starting Time
 Yes No

Correct Uniforms
 1st Team Yes No
 2nd Team Yes No

Comments

Coaches' Voting
 Most Valuable Player (Senior & U17 Grades Only)
 1. Name C. SCHICKER
 Club WV No. 5
 2. Name CON BARKER
 Club NA No. 1
 3. Name J. DOWLING
 Club WV No. 14
 (Both Coaches to sign)
 Name STEVEN Club NA
 Signature [Signature]
 Name MATTHEW Club WV
 Signature [Signature]

Won by WOODVILLE Umpires/Referees Score 15 to 6
 Signified Correct. Signature [Signature] Name Brian Peake Club _____
 1st Named Team [Signature] Signature [Signature] Name A Tomlinson Club ALRA
 2nd Named Team [Signature] Signature _____ Name _____ Club _____

1st Named Team GLENERG

2nd Named Team WEST BOLLONGS

LSA No.	No.	Initials	Surname (In Alphabetical Order)	Penal	Assist	Goals				Total	LSA No.	No.	Initials	Surname (In Alphabetical Order)	Penal	Assist	Goals				Total
						1	2	3	4								1	2	3	4	
1365	5	Re	ALFORD									8	J	HARLEY							
1371	13	H	BOLTON									6	M	HARLEY							1
1393	2	P	GREENHALGH (3)						6			5	M	HUBRO (3)							
2173	12	J	HINDS						1			7	J	CARRAGANIDE							
3956	15	R	KELLY									12	L	LITTLE							
2523	9	A	LAWMAN (2)						6			13	D	JOHNSTON (2)							2
1446	1	S	MORTIMER (1)						6			17	R	COVELL (1)							
1449	3	N	MORTON						1			18	D	EDWARDS (5)							
1428	6	S	ROSS						1			22	K	PHAM							
1432	4	D	ROYALS									23	A	GLAZBROOK							
1436	8	M	SHELDON									25	J	GLAZBROOK (4)							1
1443	16	C	STEVENS									26	C	JOHNSTON							
1445	11	M	STILGEE									32	H	PEWEE							1
1450	17	N	WENT (5)		21							35	R	SIMPSON							
1453	7	P	WHITE (4)									36	D	REICHLUSSON							
<i>P. Vickery</i>											<i>P. Vickery</i>										
Time Outs <u>1</u> <u>1</u>											Time Outs										
Totals <u>5</u> <u>3</u> <u>6</u> <u>7</u> <u>21</u>											Totals <u>0</u> <u>1</u> <u>2</u> <u>2</u> <u>5</u>										

Won by GLENERG
 Signified Correct...
 1st Named Team
 2nd Named Team

Umpires/Referees
 Signature P. Vickery
 Signature M. Bendall
 Signature

Score 21 to 5
 Name P. VICKERY Club
 Name M. BENDALL Club
 Name Club

Officials Report			
Accepted	Yes	No	
Time Clock	Yes	No	
Green Card	Yes	No	
Yellow Card	Yes	No	
Red Card	Yes	No	
Correct Scoring Time	Yes	No	
Correct Uniforms	Yes	No	
Correctly	Yes	No	
Equipment Working	Yes	No	
Match Report Filed	Yes	No	
Score Book Correct	Yes	No	
Time Keeping	Yes	No	
Umpires/Referees	Yes	No	
Weather	Yes	No	
Other	Yes	No	



Report from West Torrens Club Date 2/8/08 Round 13 Grade A Mens Womens

1st Named Team Glenside 2nd Named Team West Torrens

LSA No.	No.	Initials	Surname (In Alphabetical Order)	Penal	Assist	Goals				Total	LSA No.	No.	Initials	Surname (In Alphabetical Order)	Penal	Assist	Goals				Total		
						1	2	3	4								1	2	3	4			
	5	R	ALFORD								8	J	HARLEY										
	13	N	BOLTON								6	M	HARLEY								1		
	2	P	GHEERTHAZEN						6		5	M	HEARD										
	12	J	HINDS						1		7	J	CASAGRANDE										
	15	R	KELLY								12	L	LITTLE										
	9	A	LAUMAN						6		13	D	JOHNSTON							1	1	2	
	1	S	MORTIMER						6		17	R	COVERT										
	3	N	MORTON						1		18	D	EDWARDS										
	6	S	ROBB						1		22	K	PHAM										
	4	D	RYANS								23	A	GLAZBROOK										
	8	M	SHEKOW								25	J	GLAZBROOK								1		
	16	C	STEVENS								26	C	JOHNSTON										
	11	M	STILGOE								32	H	PEARCE								1		
	17	N	WENT								35	R	SIMPSON										
	7	P	WHITE								36	D	RICHARDSON										
<i>[Signature]</i>											<i>[Signature]</i>												
Time Outs <u>1/1/1</u>						Totals 5 3 6 1 2						Time Outs <u>1/1/1</u>						Totals 0 1 2 2 5					

Officials Report

Scorers
 1st Team Yes No
 2nd Team Yes No

Time Clock
 Yes No

Green Card
 Yes No

Yellow Card
 Yes No

Red Card
 Yes No

Correct Starting Time
 Yes No

Correct Uniforms
 1st Team Yes No
 2nd Team Yes No

Comments

Coaches' Voting
 Most Valuable Player (Senior & U17 Grades Only)

1. Name.....
 Club.....No.....

2. Name.....
 Club.....No.....

3. Name.....
 Club.....No.....

(Both Coaches to sign)

Name.....Club.....
 Signature.....
 Name.....Club.....
 Signature.....

Won by Glenside Umpires/Referees Score 21 to 5
 Signified Correct...
 1st Named Team [Signature] Name D. VICKERY Club [Signature]
 2nd Named Team [Signature] Name M. BORDAN Club [Signature]

White Copy to REGISTRAR Blue Copy to CLUB Yellow Copy to UMPIRES/REFEREES

1st Named Team STURT 2nd Named Team Brighton

LSA No.	No.	Initials	Surname (In Alphabetical Order)	Penal	Assist	Goals				Total	LSA No.	No.	Initials	Surname (In Alphabetical Order)	Penal	Assist	Goals				Total
						1	2	3	4								1	2	3	4	
	72	S	ANDERSON				1			1-0		22	A	CARTER	5	1		1			5-1
	4	C	AVERAY	1		1	1			2-3		16	B	EDWARDS							
	26	M	FALLOON									9	T	FREEMAN						1	4-3
	41	T	FALLOON				1			1-0		4	S	GILBERT	1	1					1-1
	31	Ma	FORBES				1			1-0		6	R	HAMILTON							
	34	Mi	FORBES									21	JAR	MACKINNON							
	38	N	GERE									18	JAS	MACKINNON							
	69	A	HAMLLTON							2-0		23	M	MANGAN		1			1		3-1
	29	J	KIRKWOOD	1	1		1	1		2-1		19	L	PERHAM		1					2-0
	22	A	MACHNER									15	R	PETTIGROVE		1		1			1-1
	16	M	NORTON		1	1				1-1		20	W	PICKETT	3	1		1	1		2-3
	3	A	STONE	1	1							7	B	BRIDHAM							
	33	R	STONE				1			1-0		10	J	SCHMIDT	4						
	19	N	WAPPER									2	C	SMITH		1					
	47	M	WORRELL	1								17	J	WOODFORD	2			1			1-0
						Totals 2 1 5 3 11											Totals 4 6 6 3 19				

Time Outs 1 1 1 **Totals** 2 1 5 3 11

Time Outs 1 1 **Totals** 4 6 6 3 19

Won by Brighton Umpires/Referees Score 19 to 11

Signified Correct... Signature [Signature] Name Campbell Club _____

1st Named Team Maveray Signature [Signature] Name D FIRE Club _____

2nd Named Team Batholomew Signature [Signature] Name JR TOOGOOD Club _____

Officials Report

Referee: _____

Umpire: _____

Timekeeper: _____

Scorekeeper: _____

Medical Officer: _____

First Aid: _____

Photographer: _____

Comments: _____

1st Named Team Sturt 2nd Named Team Brighton

LSA No.	No.	Initials	Surname (In Alphabetical Order)	Penal	Assist	Goals				Total	LSA No.	No.	Initials	Surname (In Alphabetical Order)	Penal	Assist	Goals				Total	
						1	2	3	4								1	2	3	4		
	72	S	Anderson					1			22	A	Carter					1	1	1	1	5
2187	4	C	Averay	T	III	I			2 ³		16	B	Edwards									
2034	26	M	Falloon								9	T	Freeman		III		III					4
	41	T	Falloon								4	S	Gilbert		I							1
2036	31	Ma	Forbes (5)								6	R	Hamilton									
2037	34	Mi	Forbes								21	Jar	Mackinnon									
	38	N	Gere								18	Jas	Mackinnon									
2044	69	A	Hamilton (3)						2		23	M	Mangan			II						3
2185	29	J	Kirkwood	I					2		19	L	Perham									2
2049	22	A	Machner (4)								15	R	Pettigrove									1
2057	16	M	Norton								20	W	Pickett	I	II							2
2069	3	A	Stone	T					-1		7	B	Bridham									
2070	33	R	Stone (1)								10	J	Schmidt	I								
2966	19	N	Wapper						-1		2	C	Smith									
	47	M	Worrall (2)	I							17	J	Woodford									1
/											/											
Time Outs <input checked="" type="checkbox"/>											Time Outs <input checked="" type="checkbox"/>											
Totals 215311											Totals 466319											

Won by Brighton Umpires/Referees Score 19 to 11
 Signified Correct... Signature [Signature] Name Campbell Club _____
 1st Named Team Maveray Signature [Signature] Name D. Ellis Club _____
 2nd Named Team J. Batholomew Signature [Signature] Name J.R. Toolson Club AIDA

Officials Report

Scorebook
 1st Team: Pen: No. 2nd Team: Pen: No.
 Time Clock
 Green Card
 Yellow Card
 Red Card
 Correct Starting Time
 Correct Uniforms
 Comments
 Cooper Writing
 (Small text and checkboxes follow)

1st Named Team GLENELG

2nd Named Team EAST TORRENS PAYNEHAM

LSA No.	No.	Initials	Surname (In Alphabetical Order)	Penal	Assist	Goals				Total	LSA No.	No.	Initials	Surname (In Alphabetical Order)	Penal	Assist	Goals				Total		
						1	2	3	4								1	2	3	4			
	5	RE	ALFORD								16	T	BARUCH (5)								1		
	13	N	BOLTON								36	M	BROWN (3)										
	2	P	GREENHALGH						2		9	N	BROWN	T									
	12	J	HINDS								8	K	DEN OTER										
	15	R	KELLY								15	J	ECKENHOFF										
	9	A	LAWMAN						1		11	S	GILL	T							1		
	1	S	MORTIMER						3		27	S	GILL										
	3	N	MORTON						3		25	C	KIRTON										
	10	C	O'DONNELL								14	B	LANGRETH (6)								1		
	6	S	ROBB						1		18	R	PEARCE (4)	T									
	8	M	SHEIDOW								12	S	PETERSON (2)								3		
	16	C	STEVENS						3		6	T	POLAND								2		
	11	M	STILGOS (1)								1	G	SPEELE										
	17	N	WENT								37	S	VICKERY										
	7	P	WHITE								10	T	VICKERY (1)										
						Totals				3					Totals				2	1	3	2	8

Officials Report

Scorers
 1st Team 2nd Team 3rd Team
 4th Team 5th Team 6th Team

Time Clock
 Yes No

Green Card
 Yes No

Yellow Card
 Yes No

Red Card
 Yes No

Correct Starting Time
 Yes No

Correct Uniforms
 1st Team 2nd Team 3rd Team
 4th Team 5th Team 6th Team

Comments

Coaching Notes
 1st Team: _____
 2nd Team: _____
 3rd Team: _____
 4th Team: _____
 5th Team: _____
 6th Team: _____

Won by _____ to _____
 Score _____ to _____

Umpires/Referees
 Signature _____ Name D. HARE Club _____
 Signature _____ Name CRAIG JARBER Club _____
 Signature _____ Name _____ Club _____

Signified Correct...
 1st Named Team _____
 2nd Named Team _____

1st Named Team GLENG

2nd Named Team EAST TORRILLIS BRYENNIA

LSA No.	No.	Initials	Surname (In Alphabetical Order)	Penal	Assist	Goals				Total	LSA No.	No.	Initials	Surname (In Alphabetical Order)	Penal	Assist	Goals				Total
						1	2	3	4								1	2	3	4	
1365	5	Re	ALFORD	1							16	T	DARUCH (5)		1					1	
1371	13	N	BOLTON (4)								36	M	BROWN (3)								
1392	2	P	GREENHALGH								9	N	BROWN								
2173	12	J	HINES						2		26	K	DEHOTTEL								
395815	5	R	KELLY								15	J	ECKENHOF								
2523	9	A	LAWMAN (3)						1		11	Sc	GILL							1	
1416	1	S	MORTIMER (2)						3		27	Si	GILL								
1417	3	N	MORTON						3		25	C	KIRTON								
3957	10	C	O'DONNELL								14	B	LANGSTRETH (4)							1	
1428	6	S	ROSB						1		18	R	PARRCE								
1436	8	M	SHEDDEN								12	S	PETERSON (2)							3	
1443	16	C	STEVENS (5)						3		6	T	POLANS							2	
1445	11	M	STILGEE (1)								1	G	STEELE								
1450	17	N	WONG								37	S	VICKERY								
1453	7	P	WHITE								10	T	VICKERY (1)								
				<i>[Signature]</i>										<i>[Signature]</i>							
Time Outs		<u>1/1</u>		Totals		<u>3</u>	<u>2</u>	<u>5</u>	<u>3</u>	<u>13</u>	Time Outs		<u>1/1</u>		Totals		<u>2</u>	<u>1</u>	<u>3</u>	<u>2</u>	<u>8</u>

Won by GLENG
 Signified Correct...
 1st Named Team GLENG
 2nd Named Team EAST TORRILLIS BRYENNIA
 White Copy to REGISTRAR Blue Copy to CLUB Yellow Copy to UMPIRES/REFEREES

Umpires/Referees
 Signature [Signature] Name D. EIRO Club
 Signature [Signature] Name DEAN GABERDA Club
 Signature _____ Name _____ Club _____
 Score 13 to 8

Officials Report

Secretary
 Yes No
 Yes No

Time Clock
 Yes No

Colour Card
 Yes No

Yellow Card
 Yes No

Red Card
 Yes No

Correct Scoring Table
 Yes No

Correct Unofficials
 Yes No
 Yes No

Comments

Coaching Meeting
 Most Desirable Player
 Club Captain
 Club Secretary
 Club Treasurer
 Club Manager
 Club Coach
 Club Captain
 Club Secretary
 Club Treasurer
 Club Manager
 Club Coach
 Club Captain
 Club Secretary
 Club Treasurer
 Club Manager
 Club Coach

1st Named Team Woodville 2nd Named Team Sturt

LSA No.	No.	Initials	Surname (In Alphabetical Order)	Penal	Assist	Goals				Total	LSA No.	No.	Initials	Surname (In Alphabetical Order)	Penal	Assist	Goals				Total		
						1	2	3	4								1	2	3	4			
	18	M	Boerma				1		1	2		72	S	Andersen									
	20	A	Cadiwell	1								4	C	Averay				1	1				
	7	S	Guerin		1					0/1		49	C	de mello (3)									
	6	J	INGE	1	11		1			1/3		26	M	Fallon									
	22	P	INGE									41	T	Fallon		1							
	8	G	Lazarus			1	1	1	1	4		31	M	Forbes (5)									
(3)	10	C	Manning									34	M	Forbes									
(4)	21	L	Ozwald	1								69	A	Hamilton			1	1					
	3	M	Santi									22	A	Machner (2)									
(1)	5	C	Schicker									14	C	M' Auley			1						
(2)	1	J	Smith	1	1					1		16	M	Norton	1						1		
	2	J	Whinnen									3	A	Stone (1)	1								
	26	P	Wetcombe									33	R	Stone	1	1					1		
(5)	15	B	Zamit									19	N	Wapper		1					1		
	45	P	Zamit									47	M	Worrall (4)	1								
	14	T	Philp																				
	16	J	Pangrazzio	1			1			1													
<i>Phil</i>											<i>Phil</i>												
Time Outs <u>1</u>						Totals <u>23</u> <u>22</u> <u>9</u>						Time Outs <u>1</u> <u>1</u>						Totals <u>22</u> <u>13</u> <u>8</u>					

Won by Woodville Umpires/Referees Score 4 to 8
 Signified Correct. Signature Phil Name Brian Peak Club _____
 1st Named Team M. Richardson Signature [Signature] Name P. J. [Signature] Club _____
 2nd Named Team M. Averay Signature _____ Name _____ Club _____

Officials Report

Scorer: _____
 Referee: _____
 Timekeeper: _____
 Line Judge: _____
 Goal Judge: _____
 Penalty Judge: _____
 Comment: _____

1st Named Team Woodville 2nd Named Team Sturt

LSA No.	No.	Initials	Surname (In Alphabetical Order)	Penal	Assist	Goals				Total	LSA No.	No.	Initials	Surname (In Alphabetical Order)	Penal	Assist	Goals				Total
						1	2	3	4								1	2	3	4	
	22	M	Boerma				1			2		72	S	Anderson							
	20	A	Cadwell	1								4	C	Averay		1		1			2
	7	S	Guerin		1					-1		49	C	de Mello (3)							
	16	J	Inge	1	III		1			13		26	M	Falloon							
	8	G	Lazarus				1	1	1	4		41	T	Falloon							1
	10	C	Manning									31	Ma	Forbes (5)							
	21	L	Ozward									34	Mr	Forbes							
	5	C	Schicker									69	A	Hamilton		1	1				2
	1	J	Smith	1						1		22	A	Machner (2)							
	2	J	Whanzen									14	C	McAuley							1
	26	P	Witcombe	1								16	M	Norton							1
	15	B	Zammit									3	A	Stone (1)	III						
	45	P	Zammit									33	R	Stone							1
	14	T	Philp									19	N	Wapper							1
	16	J	Pangrazzio	1					1			47	M	Worrall (4)	1						
<p><i>[Handwritten Signature]</i></p>											<p><i>[Handwritten Signature]</i></p>										
Time Outs <u>1</u>											Time Outs <u>1</u>										
Totals 23229											Totals 22138										

Won by Woodville
 Signified Correct M. Richardson
 1st Named Team M. Richardson
 2nd Named Team M. Averay

Umpires/Referees
 Signature [Signature]
 Signature [Signature]
 Signature [Signature]

Score 9 to 8
 Name Brian Peak Club _____
 Name P.J. McCormack Club _____
 Name _____ Club _____

Officials Report

Scorers
 1st Team: Yes No
 2nd Team: Yes No

Time Clock
 Yes No

Green Card
 Yes No

Yellow Card
 Yes No

Red Card
 Yes No

Contact Starting Time
 Yes No

Correct Circumstances
 1st Team: Yes No
 2nd Team: Yes No

Comments

Comments Varies
 (Handwritten notes in this section)

1st Named Team BURNSIDE

2nd Named Team NTH ADELAIDE

LSA No.	No.	Initials	Surname (In Alphabetical Order)	Penal	Assist	Goals				Total	LSA No.	No.	Initials	Surname (In Alphabetical Order)	Penal	Assist	Goals				Total
						1	2	3	4								1	2	3	4	
2835	11	M	BAKER	T					2		42	B	ALFORD								
1100	14	S	BROOKES			1	1		2		1	C	BARKER (1)								
1104	32	S	CONNELLY				1		2		18	B	CHARLES								
1105	22	S	DAWSON								2	R	GASPARI (5)								5
	12	C	DINDLER					1	1		27	A	KILFORD								
1114	78	C	GOWER								23	P	M'CONNELL	III							7
1121	72	D	KILDERRY (1)								8	S	MORRIS								7
1126	44	W	LITCHFIELD								7	L	ROBERTS (4)								2
1128	7	P	MARSHALL (5)		1		II		2		10	D	ROBERTSON								
	24	B	MARTIN (4)								34	B	SHELDON (2)	2							
1133	1	A	MUNRO	T							24	C	TUCKER	T							3
1134	27	B	MUXLOW (2)								25	B	TWIGGS (B)								1
1135	18	N	MUXLOW (3)				1		1		29	C	TWIGGS								
	3	S	OLESEN								22	N	TWISK	II	III						
	8	K	SANDOW						1		9	H	SWAINE								1
/											/										
Time Outs <u>1/1/1</u>											Time Outs <u>1/1/1</u>										
Totals 1 4 4 - 9											Totals 1 1 2 7 11										

Won by NORTH ADELAIDE Umpires/Referees
 Signified Correct... Signature P. McKery
 1st Named Team ANZ CAMBERG Signature HS
 2nd Named Team McKery Signature

Score 11 to 9
 Name P. McKery Club
 Name N. A. RIE Club
 Name Club

Officials Report

Referee: No. 1 No. 2 No. 3
 Umpire: No. 1 No. 2 No. 3
 Team Clock
 Green Card
 Yellow Card
 Red Card
 Correct Starting Time
 Correct Unfettered
 Comments



Report from NORTH ADELAIDE Club Date 26/7/08 Round _____ Grade LEAGUE

1st Named Team BURNSIDE

2nd Named Team NORTH ADELAIDE

LSA No.	No.	Initials	Surname (In Alphabetical Order)	Penal	Assist	Goals				Total	LSA No.	No.	Initials	Surname (In Alphabetical Order)	Penal	Assist	Goals				Total
						1	2	3	4								1	2	3	4	
	11	M	BAKER	T							42	B	ALFORD (1)								
	14	S	BROOKES			1	1			2	1	C	BARKER (1)								
	32	S	CONNELLY			1	1			2	18	B	CHARLES (3)								
	22	S	DAWSON								12	R	GASPARI (2)	T				11			3
	12	C	DINDLER					1		1	27	A	KILFORD (2)								
	78	C	GOWER								23	P	MCCONNELL (4)	111							
	72	D	KILDERRY								8	S	MORRIS (3)								
	44	W	LITCHFIELD								7	L	ROBERTS (1)		1			1	1		2
	7	P	MARSHALL				11			2	10	D	ROBERTSON (5)								
	24	B	MARTIN								31	B	STELDON (1)	1							
	1	A	MUNRO								21	C	TUCKER (4)	T	1					111	3
	27	B	MUXLOW								25	B	TWIGGS (2)								1
	18	N	MUXLOW					1		1	29	C	TWIGGS (3)								
	3	S	OLESEN								22	N	TWISK (3)	12	11						
	8	K	SANDLOW							1	9	H	SWAINE (3)	1							1
<i>P. Vicker</i>											<i>P. Vicker</i>										
Time Outs <u>1</u> / <u>1</u>											Time Outs <u>1</u> / <u>1</u>										
Totals <u>14</u> / <u>19</u>											Totals <u>1</u> / <u>27</u> / <u>11</u>										

Won by NORTH ADELAIDE
 Signified Correct...
 1st Named Team _____
 2nd Named Team _____

Umpires/Referees
 Signature P. VICKER
 Signature _____
 Signature _____

Score 11 to 9
 Name P. Vicker Club _____
 Name HARRIE Club _____
 Name _____ Club _____

Officials Report

Scorer: _____
 First Clock: _____
 Green Card: _____
 Yellow Card: _____
 Red Card: _____
 Correct Starting Time: _____
 Correct Length: _____
 Commence: _____
 Correct Timing: _____
 Game Report: _____

1st Named Team Brighton

2nd Named Team West Torrens

LSA No.	No.	Initials	Surname (In Alphabetical Order)	Penal	Assist	Goals				Total	LSA No.	No.	Initials	Surname (In Alphabetical Order)	Penal	Assist	Goals				Total
						1	2	3	4								1	2	3	4	
	22	A	CARTER 3	T	III	II	I	I		5-3		4	W	LITTLE							
	1	R	DUNN		I					1-1		5	M	HEARD	I						
	16	B	EDWARDS			I				1-0		6	M	MARLEY							1-0
	9	T	FREEMAN 1	I	I	I	I	III		8-1		8	J	MARLEY		I					0-1
	10	S	GILBERT		II					0-2		12	L	LITTLE 4	I						
	21	JAR	MACKINNON									13	D	JOHNSTON		I					0-1
	18	JAS	MACKINNON 1	T								17	R	COVERT 1							
	23	M	MANGAN 4		III	I	III	I		4-3		22	K	PHAM 3			II				1-3
	19	L	PERHAM 4		III					0-3		23	A	GLASBROOK							
	4	R	PETTIGROVE		II	I				2-2		25	J	GLASBROOK							
	20	W	PICKETT		I	II				3-1		26	C	JOHNSTON 2							
	7	B	PRIDHAM 5	II								32	H	PEARLE							
	15	T	RAYMOND	I								35	R	SIMPSON 1	T						
	2	C	SMITH 2	T								36	D	RICHARDSON 1							
	17	J	WOODFORD									40	D	SLOAN 5	I						
Time Outs						Totals 5 7 4 8 24					Time Outs						Totals 2 - - 2 4				

Won by BRIGHTON
 Signified Correct...
 1st Named Team g bathel
 2nd Named Team gn

Umpires/Referees Score 24 to 4
 Signature [Signature] Name Campbell Club _____
 Signature [Signature] Name Michael Gode Club _____
 Signature _____ Name _____ Club _____

Officials Report

Secretary
 Referee
 Time Clerk
 Ground Clerk
 Yellow Card
 Red Card
 Correct Scoring Time
 Correct Weighings
 Comments
 Coach's Notes

1st Named Team BRIGHTON

2nd Named Team WEST TORRENS

LSA No.	No.	Initials	Surname (In Alphabetical Order)	Penal	Assist	Goals				Total	LSA No.	No.	Initials	Surname (In Alphabetical Order)	Penal	Assist	Goals				Total
						1	2	3	4								1	2	3	4	
	22	A	CARTER	1	"	"	"	"	1	5		4	W	LITTLE							
	1	R	DOWN							1		5	M	HEARD							
	16	B	EDWARDS							1		6	M	HARLEY							1
	9	T	FREEMAN	"	"	"	"	"	"	8		8	J	HARLEY							
	10	S	GILBERT									12	L	LITTLE							
	21	Jr	MacKinnon	"	"							13	D	JOHNSTON							
	18	Jr	MacKinnon	"	"					4		17	R	COVERT			"				1
	23	M	MANGAN		"					4		22	K	PHAM							3
	19	L	PERHAM		"							23	A	GLAZEBROOK							
	4	R	PETTINGRAVE		"					2		25	J	GLAZEBROOK							
	20	W	PICKETT		"					3		26	C	JOHNSTON							
	7	B	PHAM	"	"							32	H	PEARCE							
	15	T	RAYMOND	"	"							35	R	SIMPSON							
	2	C	SMITH	"	"							36	D	RICHARDSON							
	17	J	WOODKOPF		"							40	D	SLOAN							
Time Outs <u>1-1</u>											Time Outs <u>1-1</u>										
Totals 5 7 4 8 24											Totals 2 0 0 2 4										

Officials Report

Scorers
 Time Clock
 Ground Card
 Referee Card
 Field Card
 Check Starting Time
 Check End Time
 Check Score
 Check Goals
 Check Penalties
 Check Assists
 Check Time Outs
 Check Substitutions
 Check Injuries
 Check Disciplinary
 Check Other

Won by BRIGHTON
 Signified Correct...
 1st Named Team Brighton
 2nd Named Team West Torrens

Umpires/Referees

Signature [Signature]
 Signature [Signature]
 Signature [Signature]

Score 24 to 4

Name Campbell Club _____
 Name Michael Connel Club _____
 Name _____ Club _____

1st Named Team BUR 2nd Named Team W-T

LSA No.	No.	Initials	Surname (In Alphabetical Order)	Penal	Assist	Goals				Total	LSA No.	No.	Initials	Surname (In Alphabetical Order)	Penal	Assist	Goals				Total
						1	2	3	4								1	2	3	4	
	21	M	BAKER								6	M	HARLEY								
	14	S	BROOKES	1	1	1	1	1	4		8	J	HARLEY	T					1		1
	32	S	CONNELLY	1	1				1		12	L	LITTLE	1							
	12	C	DINDLER	1		1		1	2		13	J	JOHNSTON	1							
	78	C	BOWER								14	P	MUNDY								
	13	J	KATZENBERG								17	R	ROBERT								
	77	D	KILDERRY								18	J	EDWARDS								
	44	W	LITCHFIELD	T							22	K	PHAM	1			1				1
	7	P	MARSHALL		1	1	1	1	5		23	A	GLAZBROOK								
	24	B	MARTIN	1							25	J	GLAZBROOK								
	1	A	MUNRO	1							26	E	JOHNSTON	T				1			2
	27	B	MUXLOW						1		32	H	PERECE								
	18	N	MUXLOW						1		35	R	SIMPSON								1
	8	K	SANDOW		1	1	1	1	3		36	J	RICHARDSON	1							
	4	T	WATTS	1		1			1		40	J	SLOAN								
<p>Time Outs <u>1</u> Totals <u>256417</u></p>										<p>Time Outs <u>1</u> Totals <u>-1-45</u></p>											

Won by BURNSIDE Umpires/Referees Score 17 to 5
 Signified Correct... Signature [Signature] Name CRAIG JACOB Club STURD
 1st Named Team [Signature] Signature [Signature] Name R. J. MOLLISON Club ALPA
 2nd Named Team [Signature] Signature _____ Name _____ Club _____

Officials Report

Referees
 Referee: Yes No
 Club: Yes No

Time Check
 Yes No

Green Card
 Yes No

Yellow Card
 Yes No

Red Card
 Yes No

Correct Seating Time
 Yes No

Correct Uniforms
 Referee: Yes No
 Club: Yes No

Comments

Copies Made
 White: _____
 Yellow: _____
 Blue: _____

1st Named Team Burnside 2nd Named Team Wait Torres

LSA No.	No.	Initials	Surname (In Alphabetical Order)	Penal	Assist	Goals				Total	LSA No.	No.	Initials	Surname (In Alphabetical Order)	Penal	Assist	Goals				Total																		
						1	2	3	4								1	2	3	4																			
	11	M	BAKER						1	4			5 M	HEALD																									
	14	S	BROOKES						1	1			6	M	HARLEY																								
	32	S	CONNELL						1	1			7																										
	12	C	DINDLER						1	1			8	J	HARLEY																								
	78	C	GOWER							2			12	L	LITTLE																								
	13	D	KATTENBERG										13	J	JOHNSTON																								
	72	D	KILDEAR										14	P	MUNBY																								
	44	W	WATSON										17	R	COVERT																								
	7	P	MARSHALL							5			18	D	EDWARDS																								
	24	B	MARTIN										22	K	PHAM																								
	1	A	MUNRO										23	A	GLAZBROOK																								
	27	B	MUXLOW										25	J	GLAZBROOK																								
	18	N	MUXLOW										26	C	JOHNSTON																								
	5	K	SANDOW							4			32	H	PEARCE																								
	4	T	WATTS							1			35	R	SIMPSON																								
	COP												40	D	SLOAN																								
	COP												COP																										
Time Outs <u>1/1</u>										Totals 25 6 4 17										Time Outs <u>1/1</u>										Totals 0 1 0 4 5									

Officials Report

Substituted
 Yes No
 Time Check
 Yes No
 Green Card
 Yes No
 Yellow Card
 Yes No
 Red Card
 Yes No
 Correct Starting Time
 Yes No
 Correct Uniform
 Yes No
 Comments

Won by Burnside Score 17 to 5
 Signified Correct... [Signature] Name GRAIG JARREL Club STURTJ
 1st Named Team [Signature] Name [Signature] Club ALBA
 2nd Named Team [Signature] Name _____ Club _____

1st Named Team Sturt 2nd Named Team Glenelg

LSA No.	No.	Initials	Surname (In Alphabetical Order)	Penal	Assist	Goals				Total	LSA No.	No.	Initials	Surname (In Alphabetical Order)	Penal	Assist	Goals				Total
						1	2	3	4								1	2	3	4	
	72	S	Anderson (4)						1		5	Re	Alford								1
2187	4	C	Averay				1		1		13	N	Bolton (2)								1
	49	C	de Mello (5)								2	P	Greenhalgh								1
2034	26	M	Falloon								15	J	Hinds								
2086	31	Ma	Forbes								10	R	Kelly (4)								2
2037	34	Mi	Forbes								9	A	Lawman								1
2044	69	A	Hamilton					1	1		1	S	Mortimer								1
2185	29	J	Kirkwood						1		8	C	O'Donnell								1
2049	22	A	Machner (1)								6	S	Robb (5)								2
2191	14	C	McAuley								4	D	Royans								1
2057	16	M	Norton						1		16	C	Stevens								2
2069	3	A	Stone (2)								11	M	Stilgoe (1)								
2070	33	R	Stone								17	N	Went (3)								
	47	M	Worrall (3)								7	P	White (5)								1
											12	T	Witt								1
<i>P. Vickery</i>										<i>P. Vickery</i>											
Time Outs <input checked="" type="checkbox"/>										Time Outs <input checked="" type="checkbox"/>											
Totals 3 1 10 5										Totals 0 2 5 3 10											

Won by Glenelg Score 10 to 5
 Signified Correct...
 1st Named Team M. Averay Umpires/Referees
 2nd Named Team M. Norton
 Signature P. Vickery Name P. Vickery Club _____
 Signature Brian Peak Name Brian Peak Club _____
 Signature P. Turcotte Name P. Turcotte Club _____

Officials Report

Scorer: _____
 Time Clock: _____
 Green Card: _____
 Yellow Card: _____
 Red Card: _____
 Coach Starting Time: _____
 Contact Information: _____
 Comments: _____

1st Named Team STURT

2nd Named Team GLENELG

LSA No.	No.	Initials	Surname (In Alphabetical Order)	Penal	Assist	Goals				Total	LSA No.	No.	Initials	Surname (In Alphabetical Order)	Penal	Assist	Goals				Total		
						1	2	3	4								1	2	3	4			
	22	S	ANDERSON						1	1365	5	Re	ALFORD							1			
	4	C	AVERAY						1	1371	13	N	BOLTON							1			
	49	C	DEMMELO							1393	2	P	GREENHALGH						1	1			
	26	M	FALCON							2073	15	S	HINDS										
	31	MA	FOLLES							3956	10	R	KELLY							1			
	34	M	FOLLES							2523	9	A	LAWMAN							2			
	69	A	WIMBURN						1	1416	1	S	MORTIMER										
	29	S	KIRKWOOD						1	3957	8	C	O'DONNELL										
	22	A	MACHNER							1428	6	S	ROSB							2			
	14	C	M'AVELLY							1432	4	D	ROMANS										
	16	M	NORDON						1	1443	16	C	STEVENS							2			
	3	A	STONE							1445	11	M	STILGOS										
	33	R	STONE							1450	17	N	WENS										
	47	M	WORRAW							1453	7	P	WHITE							1			
										1459	12	T	WITT							1			
Time Outs <u>1</u>						Totals <u>3</u> <u>1</u> <u>1</u> <u>0</u> <u>5</u>						Time Outs <u>1</u> <u>2</u> <u>1</u>						Totals <u>0</u> <u>2</u> <u>5</u> <u>3</u> <u>10</u>					

Officials Report

Scorers:
1st Team: [] [] [] [] [] []
2nd Team: [] [] [] [] [] []

Time Clocks:
1st Team: [] [] [] [] [] []
2nd Team: [] [] [] [] [] []

Green Card:
1st Team: [] [] [] [] [] []
2nd Team: [] [] [] [] [] []

Yellow Card:
1st Team: [] [] [] [] [] []
2nd Team: [] [] [] [] [] []

Red Card:
1st Team: [] [] [] [] [] []
2nd Team: [] [] [] [] [] []

Control Starting Time:
1st Team: [] [] [] [] [] []
2nd Team: [] [] [] [] [] []

Control Duration:
1st Team: [] [] [] [] [] []
2nd Team: [] [] [] [] [] []

Goalkeepers:
1st Team: [] [] [] [] [] []
2nd Team: [] [] [] [] [] []

Goalkeeping Assistants:
1st Team: [] [] [] [] [] []
2nd Team: [] [] [] [] [] []

Goalkeeping Referees:
1st Team: [] [] [] [] [] []
2nd Team: [] [] [] [] [] []

Goalkeeping Umpires:
1st Team: [] [] [] [] [] []
2nd Team: [] [] [] [] [] []

Goalkeeping Officials:
1st Team: [] [] [] [] [] []
2nd Team: [] [] [] [] [] []

Goalkeeping Assistants:
1st Team: [] [] [] [] [] []
2nd Team: [] [] [] [] [] []

Goalkeeping Referees:
1st Team: [] [] [] [] [] []
2nd Team: [] [] [] [] [] []

Goalkeeping Umpires:
1st Team: [] [] [] [] [] []
2nd Team: [] [] [] [] [] []

Won by GLENELG

Signified Correct...

1st Named Team Manley

2nd Named Team Glenelg

Umpires/Referees

Signature P. Vickery
Signature Brian Peak
Signature R.S. McConachy

Score 10 to 5

Name P. VICKERY Club _____
Name Brian Peak Club _____
Name R.S. McConachy Club _____

1st Named Team BRIGHTON

2nd Named Team NORTH ADELAIDE

LSA No.	No.	Initials	Surname (In Alphabetical Order)	Penal	Assist	Goals				Total	LSA No.	No.	Initials	Surname (In Alphabetical Order)	Penal	Assist	Goals				Total
						1	2	3	4								1	2	3	4	
	22	A	CARTER				1			2		42	B	ALFORD							2
	16	B	EDWARDS									1	C	BARKER							
	21	J	EDWARDS									18	B	CHARLES							
	9	T	FREEMAN							6/2		12	R	GASPARI							
	20	S	GILBERT							1		27	A	KILFORD							
	18	JAS	MACKINNON									23	P	MCCONNELL							
	23	M	MANGAN							3/5		8	S	MORRIS							
	19	K	PERHAM							4/1		7	L	ROBERTS							2/1
	15	R	PETTIGROVE							2		4	Dan	ROBERTSON							
	4	L	PRIDHAM									2A	B	SHELDON							
	1	JAR	MACKINNON									9	H	SWAINE							1/1
	7	B	PRIDHAM									24	C	TUCKER							2/2
	10	J	SCHMIDT							2/1		25	B	TWIGGS							
	2	C	SMITH									29	C	TWIGGS							1/1
	5	H	WALPOLE									22	N	TWISK							1/1
						Totals											Totals				
						4 6 7 3 20											2 2 2 1 9				

Officials Report

Scorers
 1st Team: [] 2nd Team: []
 Referee: [] Umpire: []

Time Clock
 Pen: [] No: []

Green Card
 No: [] No: []

Yellow Card
 No: [] No: []

Red Card
 No: [] No: []

Correct Starting Time
 Yes: [] No: []

Correct Birthdays
 1st Team: [] 2nd Team: []

Comments

Coach's Meeting
 1st Team: [] 2nd Team: []

Won by BRIGITON Umpires/Referees Score 20 to 9

Signed Correct... Signature [Signature] Name D. EYRIE Club _____

1st Named Team [Signature] Signature [Signature] Name J.R. JOSEPH Club _____

2nd Named Team [Signature] Signature [Signature] Name M. BENNETT Club _____

1st Named Team Brighton

2nd Named Team Nth Adelaide

LSA No.	No.	Initials	Surname (In Alphabetical Order)	Penal	Assist	Goals				Total	LSA No.	No.	Initials	Surname (In Alphabetical Order)	Penal	Assist	Goals				Total								
						1	2	3	4								1	2	3	4									
	22	A	CARTER		1		1			2-0		42	B	ALFORD (2)	T		1				2-0								
	16	B	EDWARDS 4									1	C	BARBER (3)															
	21	J	EDWARDS									18	B	CHARLES	T														
	9	T	FREEMAN 1		11	11	11	11	6-2			12	R	GASPARI															
	20	S	GILBERT				1		1-0			27	A	KILFORD															
	18	JAS	MACKINNON									23	P	MCCONNELL	1														
	23	M	MANGAN 2	1	11111	11		1	3-5			8	S	MORRIS															
	19	L	PERHAM 3		1	1	1	1	4-1			7	L	ROBERTS (4)				1	1	2-1									
	15	R	PETTIGROVE	1		11			2-0			4	DAN	ROBERTSON															
	4	L	PRIDHAM									34	B	SHELDON (5)															
	1	JAR	MACKINNON									9	H	SWAINE		1					0-1								
	7	B	PRIDHAM									24	C	TUCKER		11	1	1			2-0								
	10	J	SCHMIDT 5		1	1	1		2-1			25	B	TWIGGS (1)	T														
	2	C	SMITH									29	C	TWIGGS		1					0-1								
	5	H	WALPOLE									22	N	TWISK		1		1			1-1								
						Totals				4	6	7	3	20							Totals				2	2	2	1	7

Won by Brighton
 Signified Correct...
 1st Named Team Brighton
 2nd Named Team Nth Adelaide

Umpires/Referees
 Signature [Signature] Name D. BYRE Club _____
 Signature [Signature] Name J. LANGOOD Club _____
 Signature [Signature] Name M. BENTON Club _____

Score 20 to 7

Officials Report

Secretary
 Pres. Team No. [] Pres. []
 Vice Pres. No. [] Vice Pres. []

Time Clock
 Yes [] No []

Green Card
 Yes [] No []

Yellow Card
 Yes [] No []

Red Card
 Yes [] No []

Correct Shooting Form
 Yes [] No []

Correct Bookings
 Yes [] No []

Comments

Coaching Notes
 (This section is mostly illegible due to handwriting)

1st Named Team EAST TORRENS PAYNEHAM

2nd Named Team WOODVILLE

LSA No.	No.	Initials	Surname (In Alphabetical Order)	Penal	Assist	Goals				Total	LSA No.	No.	Initials	Surname (In Alphabetical Order)	Penal	Assist	Goals				Total																		
						1	2	3	4								1	2	3	4																			
	16	T	BARUCH	1					1		16	M	Boerma																										
	36	M	BROWN (5)								20	A	Caldwell		1																								
	9	N	BROWN	1							7	S	Guenn																										
	8	K	DEN OTTER	1					1		6	J	Inge								3																		
	15	J	ECKENHOFF (4)		1				2		22	P	Inge (2)								1																		
	11	S	GILL								8	G	Lazarus																										
	27	S	GILL						1		10	C	Manning (1)	1																									
	25	C	KIRTON								21	L	Oswald																										
	14	B	LANGSTRETH	1					1		3	M	Sant (5)								5																		
	18	R	PEARCE (2)								5	C	Shicker (4)																										
	12	S	PETERSON		1						1	J	Smith (3)								2																		
	6	T	POLAND						1		2	J	Whinnen	1																									
	1	G	STEELE (3)		1				3		26	P	Whitcombe																										
	37	S	VICKERY	1							15	B	Zarnit																										
	10	T	VICKERY (1)								45	P	Zarnit	1																									
Time Outs <u>-</u> <u>1/2</u>										Totals <u>3</u> <u>2</u> <u>2</u> <u>3</u> <u>10</u>										Time Outs <u>1/2</u> <u>1/2</u>										Totals <u>2</u> <u>3</u> <u>3</u> <u>3</u> <u>11</u>									

Won by WOODVILLE

Signified Correct

1st Named Team [Signature]

2nd Named Team [Signature]

White Copy to REGISTRAR Blue Copy to CLUB Yellow Copy to UMPIRES/REFEREES

Umpires/Referees

Signature [Signature]

Signature [Signature]

Signature [Signature]

Score 10 to 11

Name Campbell Club _____

Name Michael Goude Club _____

Name S.K. PLOK Club _____

Officials Report

Umpires
 1st Team 2nd Team Referee

Time Clock
 Yes No

Green Card
 Yes No

Yellow Card
 Yes No

Red Card
 Yes No

Correct Starting Time
 Yes No

Correct Uniforms
 1st Team 2nd Team Yes No

Comments

Correction Made
 Yes No

Signature [Signature]

1st Named Team E.T.P.

2nd Named Team Woodville

LSA No.	No.	Initials	Surname (In Alphabetical Order)	Penal	Assist	Goals				Total	LSA No.	No.	Initials	Surname (In Alphabetical Order)	Penal	Assist	Goals				Total		
						1	2	3	4								1	2	3	4			
	16	T	BARUCH	1111					1	1		16	M	Boerma									
	36	M	Brown ⑤									20	A	Caldwell									
	9	N	Brown	11								7	S	Guerin									
	8	K	Den Otter	1			1			1		6	J	ingie ⑥			1	1		1	3		
	15	J	Eckenhoff ④			11				2		22	P	ingie ②	1			1			1/1		
	11	S	Gill									8	G	Lagerus									
	27	S	Gill				1			1		10	C	Manning ①	11								
	25	C	Kirton									21	L	Ozward									
	14	B	Lanastreth	121			1			1		3	M	Santi ⑤			1	1	1	1	5		
	18	R	Pearce ②									5	C	Schicker ④	1								
	12	S	Peterson		1							1	J	Smith ③				1	1		2		
	6	T	Poland			1				1		2	J	Whinnen	11								
	1	G	Steele ③	1	1		1			3		26	P	Witcombe	1								
	37	S	Vickery	1								15	B	Zamit								0/1	
	10	T	Vickery ①									45	P	Zamit	11								
Totals							3	2	2	3	10	Totals							2	3	3	3	11

Officials Report

Score: _____ to _____

Time Outs: _____

Penal: _____

Assist: _____

Goals: _____

Correct Starting Time: _____

Correct Uniforms: _____

Officials: _____

Signature: _____

Won by Woodville Umpires/Referees Score 10 to 11

Signified Correct...

1st Named Team E.T.P. Signature [Signature] Name _____ Club _____



2nd Named Team Woodville Signature [Signature] Name M. CATER GARDNER Club _____

White Copy to REGISTRAR Blue Copy to CLUB Yellow Copy to UMPIRES/REFEREES

Signature J. LIPLOKS Club _____

1st Named Team West Torrens

2nd Named Team Sturt

LSA No.	No.	Initials	Surname (In Alphabetical Order)	Penal	Assist	Goals				Total	LSA No.	No.	Initials	Surname (In Alphabetical Order)	Penal	Assist	Goals				Total	
						1	2	3	4								1	2	3	4		
	6	M	HARLEY	"		1			2		72	S	Anderson									
	12	L	Little (1)							2187	4	C	Averay							1	1	23
	13	D	Johnston								49	C	de Melb (3)									
	14	P	Mundy							2034	26	M	Falloon (2)									
	17	R	Covert (4)								51	A	Fitzgerald									
	18	D	Edwards (2)							2036	31	Ma	Forbes									
	2	J	Harley							2044	69	A	Hamilton									4
	23	A	Glazbrook							2185	29	J	Kirkwood									3
	25	J	Glazbrook							2049	22	A	Machner (4)									
	26	C	Johnston (3)						2	2191	14	C	McAuley									
	22	K	Pham						2	2070	33	R	Stone (5)									1
	31	D	Richardson						2	2966	19	N	Wapper									3
	40	D	Sloan								47	M	Wonnall (1)									
	32	K	Little								10	T	Dickson									
	5	M	Heard																			
																						
Time Outs <input checked="" type="checkbox"/>										Time Outs <input checked="" type="checkbox"/>												
Totals 0 1 1 4 6										Totals 3 3 4 4 14												

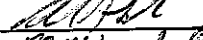
Won by Sturt

Signified Correct...

1st Named Team

2nd Named Team Maveray

Umpires/Referees

Signature 

Signature 

Signature 

Score 14 to 6

Name MICHAEL Gardie Club

Name R.J. McConvent Club

Name D.J. McNicol Club

Officials Report

Scorers
1st Team Yes No
2nd Team Yes No

Time Clock
Yes No

Green Card
Yes No



Yellow Card
Yes No

Red Card
Yes No

Correct Starting Time
Yes No

Correct Uniforms
1st Team Yes No
2nd Team Yes No

Comments



Coaches' Voting
Most Valuable Player (Senior & U17 Grades Only)
1. Name M Wonnall
Club Sturt No 47
2. Name L Little
Club WT No 12
3. Name M Falloon
Club Sturt No 26
(Both Coaches to sign)
Name Michael Gardie Club Sturt
Signature 
Name R.J. McConvent Club Sturt
Signature 

1st Named Team

West Torrens

2nd Named Team

Start

LSA No.	No.	Initials	Surname (In Alphabetical Order)	Penal	Assist	Goals				Total	LSA No.	No.	Initials	Surname (In Alphabetical Order)	Penal	Assist	Goals				Total		
						1	2	3	4								1	2	3	4			
	6	M	MARLEY	"		1				2		72	S	ANDERSON									
	12	L	LITTLE									4	C	AVERAY		"		1	1		2		
	13	B	JOHNSTON									49	C	de Mello									
	14	P	M VADY									26	M	FULLON									
	17	R	COVERT	"								51	A	FIZHERGUS									
	18	D	EDWARDS									31	M	FORBES							1		
	2	J	MARLEY	"								69	A	HAMILTON	1	1	1	1	"		4		
	23	A	GLAZBROOK	"								24	J	LIRKWOOD	13	1	1		"		3		
	25	J	GLAZBROOK	"								22	A	MACHNER									
	26	C	JOHNSTON						"	2		14	C	MURPHY	"								
	22	K	PHAM						"	2		33	R	STONE							1		
	36	D	RICHARDSON									19	A	WATER				"	1		3		
	40	D	SLOAN	"								47	M	WOPPALE	"								
	32	K	LITTLE	"	"							10	T	PICKSON									
	5	M	HEARD																				
																							
Time Outs						Totals						Time Outs						Totals					
						0 1 1 4 6												3 3 4 4 14					

Won by Start Umpires/Referees Score 14 to 6
 Signified Correct... Signature Michael Conroy Name [Signature] Club _____
 1st Named Team Signature [Signature] Name P.J. McNICOLL Club _____
 2nd Named Team Signature [Signature] Name D.J. McNICOLL Club _____

Officials Report

Scorers
 1st Name: No. 1st No. 2nd Name: No. 2nd No.
 Time Clock
 No. No.
 Green Card
 No. No.
 Yellow Card
 No. No.
 Red Card
 No. No.
 Correct Starting Time
 No. No.
 Correct Uniforms
 1st Name: No. 1st No. 2nd Name: No. 2nd No.
 Comments
 Corrected Uniforms
 1st Name: No. 1st No. 2nd Name: No. 2nd No.
 Comments

1st Named Team GLENELG

2nd Named Team BURNSIDE

LSA No.	No.	Initials	Surname (In Alphabetical Order)	Penal	Assist	Goals				Total	LSA No.	No.	Initials	Surname (In Alphabetical Order)	Penal	Assist	Goals				Total					
						1	2	3	4								1	2	3	4						
	5	R	ALFORD	1							5	O	BROWN													
	13	N	BOLTON		1/2						14	S	BROOKES		11											
	2	P	GREENHALGH		1		1111		4		22	S	JAWSON	11	1											
	15	J	HINDS			1			1		2	C	DINARDI			1					1					
	18	R	KELLY								12	C	DINDLER (5)	111	11	1				11	3					
	9	A	LAWMAN	T			1	11	3		78	C	GOWER (3)	1												
	10	B	MCINTOSH	T							13	J	KATZENBERG (4)													
	1	S	MORTIMER	1	1						72	D	KILBERRY													
	8	C	O'DONNELL	T2							6	S	KINCY													
	6	S	ROBB		1111	1	1		2		44	W	LITCHFIELD													
	16	C	STEVENS	T				1	1		7	P	MARSHALL							1	1					
	11	M	STILGOE								27	B	MUXLOW	2												
	17	N	WENT	TT							18	N	MUXLOW (2)	1T												
	7	P	WHITE		1						3	S	GLESEN													
	12	T	WITT								8	K	SANDOW													
											29	M	SINCLAIR-ROSS (3)							1	1	2				
Time Outs						11	11	Totals			1	3	5	2	11	Time Outs						1	2	1	4	7

Officials Report

Scorers
1st Team Yes No
2nd Team Yes No

Time Clock
Yes No

Green Card
Yes No

Yellow Card
Yes No

Red Card
Yes No

Correct Starting Time
Yes No

Correct Uniforms
1st Team Yes No
2nd Team Yes No

Comments

Coaches' Voting
Most Valuable Player (Senior & U17 Grades Only)
1. Name.....
Club.....No.....
2. Name.....
Club.....No.....
3. Name.....
Club.....No.....
(Both Coaches to sign)
Name.....Club.....
Signature.....
Name.....Club.....
Signature.....

Won by GLENELG

Signified Correct...

1st Named Team

2nd Named Team

White Copy to REGISTRAR Yellow Copy to UMPIRES Blue Copy to CLUB

Umpires/Referees

Signature

Signature

Signature

Score 11 to 7

Name

Name

Name

Club

Club

Club

1st Named Team GLENELG 2nd Named Team BURNSIDE

LSA No.	No.	Initials	Surname (In Alphabetical Order)	Penal	Assist	Goals				Total	LSA No.	No.	Initials	Surname (In Alphabetical Order)	Penal	Assist	Goals				Total						
						1	2	3	4								1	2	3	4							
1365	5	RE	ALFORD (1)								5	O	BROWN														
1371	13	N	BOLTON								14	S	BROOKES		11												
1393	2	P	GREENHALGH (5)		1		111		4		22	S	DAWSON	11	1												
2123	15	J	HINDS			1			1		2	C	DINARDI			11					1						
3956	18	R	KELLY								12	C	DINDLER (5)	111	11	1				11	3						
2523	9	A	LAWMAN	F			111		3		78	C	GOWER (3)	1													
2246	10	B	MINTOSH	F							13	S	KATZENBERG (4)														
1416	1	S	MORTIMER		1						72	D	KILDERLY														
3957	8	C	O'DONNELL (4)	11							6	S	KINCY														
1428	6	S	ROSB (2)		1111	1			2		44	W	LITCHFIELD														
1432	4	D	ROYALS								7	P	MARSHALL								1						
1443	16	C	STEVENS (5)	F				1	1		27	B	MUXLOW														
1445	11	M	STILGOS								18	N	MUXLOW (2)														
1450	17	N	WENT (3)	11							8	K	SANDOW														
1453	7	P	WHITE		1						29	M	SINCLAIR-RETS (1)							1	1						
1459	12	T	WITT																								
										Time Outs		11	11	Totals		1352	11										
										Time Outs			1	Totals		20147											

Officials Report

Score: _____ to _____

Time Clock: Yes No

Ground Card: Yes No

Yellow Card: Yes No

Red Card: Yes No

Correct Starting Team: Yes No

Correct Lineups: Yes No

Comments:

Conduct Rating: _____

Won by GLENELG Umpires/Referees Score 11 to 7

Signified Correct... Signature [Signature] Name DAVID EYRE Club _____

1st Named Team Signature [Signature] Name Brian Peak Club _____

2nd Named Team Signature [Signature] Name R. TOOGOOD Club _____

White Copy to REGISTRAR Blue Copy to CLUB Yellow Copy to UMPIRES/REFEREES

1st Named Team Woodville

2nd Named Team Brighton

LSA No.	No.	Initials	Surname (In Alphabetical Order)	Penal	Assist	Goals				Total	LSA No.	No.	Initials	Surname (In Alphabetical Order)	Penal	Assist	Goals				Total
						1	2	3	4								1	2	3	4	
	16	M	Boerma (2)		1	1	1			3		22	A	Carter	IT		1			1	3
	20	A	Caldwell									16	B	Edwards (5)	1						
	7	S	Querin	IT	1					1		9	T	Freeman	IT				1		2
	6	J	Inge	1	1	1	1			4		17	S	Gilbert (2)	1						
	22	P	Inge (1)	11				1		1		20	T	Lee							
	8	G	Lazdus (3)	IT	1	1	1	1		5		21	Jae	Mackinnon							
	10	C	Manning (4)									23	M	Mangan (3)			1	1	1	1	6
	21	L	Oswald									19	L	Perham (1)			1	1	1		4
	3	M	Santi	11		1	1	1		4		7	B	Perham	IT						
	5	C	Schicker (4)									4	L	Perham							
	1	J	Smith							1		15	T	Raymond	1						
	26	P	Witcombe									10	J	Schmidt (4)	1		1	1	1		3
	15	B	ZAMIT									2	C	Smith							
	45	P	ZAMIT	1								6	H	Nalpole							
	2	J	Whinnen																		
<i>P. Vickeray</i>										<i>P. Vickeray</i>											
Time Outs <u>1/1/1</u>										Time Outs <u>1/2/1</u>											
Totals <u>2</u> <u>7</u> <u>6</u> <u>4</u> <u>19</u>										Totals <u>6</u> <u>3</u> <u>3</u> <u>5</u> <u>18</u>											

Won by WOODVILLE

Umpires/Referees

Score 19 to 18

Signified Correct

Signature P. Vickeray

Name P. Vickeray

Club

1st Named Team M. Richardson

Signature M. Richardson

Name M. Golden

Club

2nd Named Team Brighton

Signature H. ABRIE

Name H. ABRIE

Club

Officials Report

Scorers

1st Team Yes No
2nd Team Yes No

Time Clock

Yes No

Green Card

Yes No

Yellow Card

Yes No

Red Card

Yes No

Correct Starting Time

Yes No

Correct Uniforms

1st Team Yes No
2nd Team Yes No

Comments

Coaches' Voting

Most Valuable Player
(Senior & U17 Grades Only)

1. Name P. Inge
Club WV No 22

2. Name L. Perham
Club Bri No 19

3. Name M. Boerma
Club WV No 16

(Both Coaches to sign)
Name P. Vickeray Club WV
Name M. Richardson Club WV

Signature P. Vickeray
Signature M. Richardson

1st Named Team Woodville

2nd Named Team Brighton

LSA No.	No.	Initials	Surname (In Alphabetical Order)	Penal	Assist	Goals				Total	LSA No.	No.	Initials	Surname (In Alphabetical Order)	Penal	Assist	Goals				Total																		
						1	2	3	4								1	2	3	4																			
	16	M	BOERMA		1		1	1		3		22	A	CARTER	1			1			3-0																		
	20	A	CALDWELL									16	B	EDWARDS	5																								
	7	S	QUERIN	1	1		1			1		9	T	FREEMAN		11					2-2																		
	6	J	INGE	1	1		1	1		4		17	S	GILBERT	2						0-1																		
	22	P	INGE	1				1		1		20	T	LEE																									
	8	G	LAZURUS	1			1	1	1	5		21	JAK	MACKINNON																									
	10	C	MANNING									23	M	MANGAN	3		1	1	1	1	6-0																		
	21	L	OSWALD									19	L	PERHAM	1						4-2																		
	3	M	SANTI		1	1	1	1	1	4		7	B	PRIDHAM	1	1	1	1																					
	5	C	SCHICKER									4	L	PRIDHAM																									
	1	J	SMITH				1			1		15	T	RAYMOND	1																								
	26	P	WITCOMBE									10	J	SCHMIDT	4		1	1	1	1	3-0																		
	15	B	ZAMIT									2	C	SMITH																									
	45	P	ZAMIT	1								6	H	WALPOLE																									
	2	J	NHINNEN																																				
Time Outs <u>1</u> <u>1</u> <u>1</u>										Totals <u>27</u> <u>6</u> <u>4</u> <u>19</u>										Time Outs <u>1</u> <u>1</u> <u>1</u>										Totals <u>63</u> <u>4</u> <u>5</u> <u>18</u>									

Won by Woodville
 Signified Correct...
 1st Named Team M. Richardson
 2nd Named Team Batherton

Umpires/Referees

Signature [Signature]
 Signature [Signature]
 Signature [Signature]

Score 19 to 18 ⁹ ¹³

Name P. VICKER Club _____
 Name M. PALDEN Club _____
 Name HARRIS Club _____

Officials Report

Scorers
 1st Team Yes No
 2nd Team Yes No

Time Clock
 Yes No

Green Card
 Yes No

Yellow Card
 Yes No

Red Card
 Yes No

Correct Starting Time
 Yes No

Correct Uniforms
 1st Team Yes No
 2nd Team Yes No

Comments

Coaches' Voting
 Most Valuable Player
 (Senior & U17 Grades Only)

1. Name P. VICKER
 Club Woodville No. 22
 2. Name M. PALDEN
 Club Batherton No. 19
 3. Name HARRIS
 Club Woodville No. 16
 (Both Coaches to sign)
 Name [Signature] Club Woodville
 Name [Signature] Club Batherton
 Signature [Signature]
 Signature [Signature]

1st Named Team NORTH ADELAIDE

2nd Named Team EAST TORRENS PAYNEHAM

LSA No.	No.	Initials	Surname (In Alphabetical Order)	Penal	Assist	Goals				Total	LSA No.	No.	Initials	Surname (In Alphabetical Order)	Penal	Assist	Goals				Total																					
						1	2	3	4								1	2	3	4																						
	42	A	ALFORD							1		16	T	BARUCH		1					1																					
	1	C	BARKER									36	M	BROWN (3)																												
	38	J	CARMODY									9	N	BROWN																												
	12	R	GASPARI							2		8	K	DEW OYER (4)							1																					
	27	A	KILFORD									15	J	ECKENHOFF							1																					
	23	P	MCCONNELLI									11	S	GILL																												
	8	S	MORRIS							1		27	S	GILL																												
	10	D	ROBERTSON									14	B	LANGBRYN							1																					
	34	B	SHELDON									18	R	PEARCE																												
	9	H	SWAINE									12	S	PETERSON							2																					
	17	N	TARCA									6	T	POLAND							2																					
	24	C	TUCKER							2		19	A	RUPPEL (5)																												
	3	S	TUCKER									1	G	STEELE (1)							6																					
	25	B	TWIGGS							4		37	S	VICKERY																												
	29	C	TWIGGS							1		10	T	VICKERY (2)																												
Time Outs											Totals						4	2	0	1	7	Time Outs										Totals						2	5	3	3	13

Won by ETP
 Signified Correct [Signature]
 1st Named Team [Signature]
 2nd Named Team [Signature]

Umpires/Referees
 Signature [Signature] Name Campbell Club
 Signature [Signature] Name CRAIG JAEBER Club STUART
 Signature [Signature] Name Club

Officials Report

Scorer: Referee: Umpire:

Time Clock:

Ground Clerk:

Yellow Card:

Blue Card:

Ground Staffing Times:

Ground Line Marking:

Comments:

Council Meeting:

Other:

1st Named Team NORTH ADELAIDE

2nd Named Team EAST TORRENS PAYNEHAM

LSA No.	No.	Initials	Surname (In Alphabetical Order)	Penal	Assist	Goals				Total	LSA No.	No.	Initials	Surname (In Alphabetical Order)	Penal	Assist	Goals				Total
						1	2	3	4								1	2	3	4	
	42	B	ALFORD							1			46	T	BARUCH						1
	1	C	BARKER (1)										36	M	BROWN (3)						
	38	J	CARMODY (5)										9	N	BROWN						
	12	R	GASPARI (4)							2			8	K	DENOTTER (A)						1/2
	27	A	KILFORD										15	J	ECKENHOFF						1
	23	P	MCCONNELL										11	S	GILL						1/2
	8	S	MORRIS							1			27	SM	GILL						
	10	Dan	ROBERTSON										14	B	LANGSTRETA						1
	34	B	SHELDON (2)										18	R	PEARCE						
	9	H	SWAINE										12	S	PETERSON						2
	17	N	TARCA										6	T	POLAND						2
	24	C	TUCKER							2			19	A	RUPPEL (5)						1
	3	S	TUCKER (5)							1			1	G	STEELE (1)						6/4
	25	B	TWIGGS (3)										37	S	VICKERY						
	29	C	TWIGGS							1/1			10	T	VICKERY (3)						
										<i>[Handwritten Signature]</i>											
										<i>[Handwritten Signature]</i>											
Time Outs <input checked="" type="checkbox"/>										Time Outs <input checked="" type="checkbox"/>											
Totals 42017										Totals 253313											

Officials Report

Scorers
 1st Team Yes No
 2nd Team Yes No

Time Clock
 Yes No

Green Card
 Yes No

Yellow Card
 Yes No

Red Card
 Yes No

Correct Grounding Team
 Yes No

Correct Uniforms
 1st Team Yes No
 2nd Team Yes No

Comments

Coach's Notes
 Not available
 Name of Club
 Name of Referee
 Name of Scorer
 Name of Umpire
 Name of Timekeeper
 Name of Photographer
 Name of Photographer
 Name of Photographer

Won by ETP
 Signified Correct...
 1st Named Team *[Signature]*
 2nd Named Team *[Signature]*

Umpires/Referees Score 13 to 7
 Signature *[Signature]* Name Campbell Club STURD
 Signature *[Signature]* Name CRAIG JABBE Club STURD
 Signature _____ Name _____ Club _____

1st Named Team North Adelaide 2nd Named Team Sturt

LSA No.	No.	Initials	Surname (In Alphabetical Order)	Penal	Assist	Goals				Total	LSA No.	No.	Initials	Surname (In Alphabetical Order)	Penal	Assist	Goals				Total		
						1	2	3	4								1	2	3	4			
	42	B	Alford		1					1		72	S	Anderson	TT								
	1	C	Baker								2187	4	C	Averay	TT	1				1	1		
	12	R	Gaspari		1	1				2		49	C	de Mello									
	27	A	Kilford								2034	26	M	Falloon									
	33	M	Mayman									5	A	Fitzgerald	T								
	23	P	McConnell	TT							2036	31	Ma	Forbes	T	1					1		
	8	S	Morris		1		1			1	2037	34	M	Forbes									
	15	T	Morris								2044	69	A	Hamilton					1	1	4		
	4	Dave	Robertson								2185	29	J	Kirkwood			1				1		
	34	B	Sheldon								2049	22	A	Machner									
	9	H	Swaine								2191	14	C	McAuley									
	17	N	Tarcca								2069	3	A	Stone	TT								
	29	C	Twiggs								2076	33	R	Stone		1							
	22	N	Twisk									19	N	Wapper			1		1	1	4		
	24	C	Tucker						3			47	M	Warrell									
<i>P. Vickery</i>											<i>P. Vickery</i>												
Time Outs <input checked="" type="checkbox"/>						Totals						Time Outs <input checked="" type="checkbox"/>						Totals					
						1	2	1	2	6							1	2	1	2	6	10	

Won by Sturt Score 10 to 6
 Signified Correct...
 1st Named Team North Adelaide Umpires/Referees
 2nd Named Team Sturt Signature P. Vickery Name P. Vickery Club _____
 Signature M. Rabe Name M. Rabe Club _____
 Signature D. J. McNeill Name D. J. McNeill Club _____

Officials Report

Corrected
 For Team Yes No
 For Team Yes No

Time Clock
 For No

Green Card
 For No

Yellow Card
 For No

Red Card
 For No

Correct Starting Time
 For No

Correct Duration
 For Team Yes No
 For Team Yes No

Comments

Cosmetic Voting
 For No
 For No

1st Named Team NORTH ADELAIDE

2nd Named Team STURT

LSA No.	No.	Initials	Surname (In Alphabetical Order)	Penal	Assist	Goals				Total	LSA No.	No.	Initials	Surname (In Alphabetical Order)	Penal	Assist	Goals				Total	
						1	2	3	4								1	2	3	4		
3	42	B	ALFORD		1							12	S	ANDERSON	1							
5	1	C	PARKER									4	C	AVERY	1						1	1
2	12	R	GASPARI (3)						2			49	C	DE MELLO								
	27	A	KILFORD									26	M	FALLOON								
	23	P	MC CONNELL	1								5	A	FITZGERALD	1							
	8	S	MORRIS						1			31	MG	FORBES								
	15	T	MORRIS									34	NI	FORBES	1	1						
	33	C	MAUNAN									69	A	HAMILTON (2)						1	1	4
	4	D	ROBERTSON									29	J	KIRKWOOD	1							1
4	34	B	SHELDON									22	A	MACHNER								
	9	H	ENVAINE									14	C	AVERY								
	17	N	TARCOIA									3	A	STONE	1							
1	24	C	TUCKER (1)						3			33	R	STONE	1							
	29	C	TWIGGS									19	N	WAPPER							1	4
	22	G	TWISK									47	M	WORRALL	1							
<i>ad</i>										<i>ad</i>												
Totals										Totals												
1 2 1 2 6										1 2 1 6 10												

Officials Report

Score: _____ to _____

Time Clock: Yes No

Green Card: Yes No

Yellow Card: Yes No

Red Card: Yes No

Correct Starting Time: Yes No

Correct Attendance: Yes No

Comments:

Coaching: Yes No

Player Safety: Yes No

Umpire/Referee: Yes No

Club: _____

Signature: _____

Won by STURT

Signified Correct... ad

1st Named Team ad

2nd Named Team ad

White Copy to REGISTRAR Blue Copy to CLUB Yellow Copy to UMPIRES/REFEREES

Umpires/Referees

Signature P. VICKERY Name P. VICKERY Club _____

Signature M. COOPER Name M. COOPER Club _____

Signature D. J. McNICOL Name D. J. McNICOL Club _____

Score 6 to 10

1st Named Team Burnside

2nd Named Team Woodville

LSA No.	No.	Initials	Surname (In Alphabetical Order)	Penal	Assist	Goals				Total	LSA No.	No.	Initials	Surname (In Alphabetical Order)	Penal	Assist	Goals				Total	
						1	2	3	4								1	2	3	4		
	14	S	BROOKS						1				16	M	Beerma				1	1	1	3
	22	S	Dawson		1				1				20	A	Caldwell							
	2	C	DINARDI										7	S	Guerin							2
	12	C	DINDLER				1		1				6	J	Inge				1	1		2
	13	J	KATZENBERG										22	P	Inge	3				1	1	3/1
	12	D	KILDERLY										8	G	LAZARUS					1	1	2/1
	6	S	Kiwey				1						10	C	Manning							
	44	W	Litchfield										21	L	Ozwald							
	7	P	MARSHALL					1	1				3	M	Santi	3				1	1	3
	24	B	MARTIN										5	C	Schicker	1						
	27	B	Muxlow										1	J	SMITH							1
	18	N	Muxlow										2	J	Whingen							
	3	S	Olesen										26	P	Witcombe							
	8	K	Sandow				1						15	B	Zamit							
	29	M	Sinclair-Ross										45	P	Zamit							
						Totals 2 1 3 4 10										Totals 3 5 6 2 16						
Time Outs												Time Outs 1 1/2										

Officials Report

Scorers
 1st Team Yes No
 2nd Team Yes No

Time Clock
 Yes No

Green Card
 Yes No

Yellow Card
 Yes No

Red Card
 Yes No

Correct Starting Time
 Yes No

Correct Uniforms
 1st Team Yes No
 2nd Team Yes No

Comments

Coaches' Voting
 Most Valuable Player (Senior & U17 Grades Only)

1. Name Schicker
 Club WV No. 5

2. Name N. Muxlow
 Club Burnside No. 18

3. Name Inge
 Club WV No. 22

(Both Coaches to sign)
 Name [Signature] Club [Signature]
 Signature [Signature] Club [Signature]
 Name [Signature] Club [Signature]
 Signature [Signature]

Won by Woodville Umpires/Referees Score 10 to 16
 Signified Correct... Signature [Signature] Name D. KIRK Club _____
 1st Named Team Signature [Signature] Name P.S. McCosker Club _____
 2nd Named Team Signature [Signature] Name _____ Club _____

1st Named Team BURNSIDE 2nd Named Team WOODVILLE

LSA No.	No.	Initials	Surname (In Alphabetical Order)	Penal	Assist	Goals				Total	LSA No.	No.	Initials	Surname (In Alphabetical Order)	Penal	Assist	Goals				Total								
						1	2	3	4								1	2	3	4									
1100	14	M	BROOKES					1	1		16	M	BOERMA (4)				1	1	1		3								
1105	22	S	DAWSON	2				1	1	2	20	A	CALDWELL (5)	#							2								
	2	C	DINARDI								7	S	GUERIN				1	1			2								
1102	12	C	DINDLER	4				1	1	3	6	J	INGE					1	1		2								
1120	13	J	KATZENBERG								22	P	INGE (2)	3	11			1	11		3								
1121	72	D	KILDERRY								8	G	LAZARUS						11		2								
	10	S	KINCY	5	1				1	1	10	C	MANNING (3)								2								
1126	44	W	KITCHEFIELD								21	L	OZWALD	1							3								
1128	7	P	MARSHALL					1	1	2	3	M	SANTI	3X			1	1			3								
	24	B	MARTIN								5	C	SCHICKNER (A)	1							1								
1134	27	B	MUXLOW	3							1	J	SMITH								1								
1135	18	N	MUXLOW	1							2	J	WHINNEN	13															
	3	S	OLESEN								26	P	WITCOMBE	1															
	8	K	SANDOW								15	B	ZAMIT																
1146	29	M	SINCLAIR-ROSS								4	S	ZAMIT	1															
						Totals				2	1	3	4	10							Totals				3	5	6	2	16

Time Outs: _____ **Totals** 2 1 3 4 10 Time Outs: 1 11 **Totals** 3 5 6 2 16

Won by Woodville Umpires/Referees Score 16 to 10¹⁴

Signified Correct... Signature [Signature] Name D. DRE Club _____

1st Named Team [Signature] Signature [Signature] Name P.J. MCCORMACK Club _____

2nd Named Team [Signature] Signature _____ Name _____ Club _____

Officials Report

Scoring: 1st Team, 2nd Team

Time Clock: 1st Team, 2nd Team

Green Card: 1st Team, 2nd Team

Yellow Card: 1st Team, 2nd Team

Red Card: 1st Team, 2nd Team

Control Offences: 1st Team, 2nd Team

Comments: _____

Goalie Voting: 1st Team, 2nd Team

Signature: _____

1st Named Team

2nd Named Team West Torrens

LSA No.	No.	Initials	Surname (In Alphabetical Order)	Penal	Assist	Goals				Total	LSA No.	No.	Initials	Surname (In Alphabetical Order)	Penal	Assist	Goals				Total	
						1	2	3	4								1	2	3	4		
	16	T	BARUCH								6	M	HARLEY									
	36	M	BROWN	I							12	L	LITTLE	I								
	9	N	BROWN	III							13	J	JOHNSTON	I								
	8	L	DEMOTTER				I	I	I	3	14	P	MURPHY									
	15	J	ELLENHOFF					I		1	17	R	COVERT	II								
	11	So	GILL								18	J	EDWARDS									
	27	SI	GILL	I							21	J	HARLEY	III								
	14	B	LAASTROM	II			I			1	23	A	GLAZBROOK									
	22	T	MILKREN	I							25	J	GLAZBROOK									
	18	R	PEARCE	I							26	C	JOHNSTON	III								
	12	S	PETERSON				I	I		2	22	K	PHAM									
	6	T	POLANO		II		I	I		3	32	H	PEARCE									
	19	A	RUPPEL								35	R	SIMMONS									
	1	G	STEELE	I	III		I	I	II	5	36	X	RICHARDSON	II								
	10	T	VILLIERS								40	X	SLOAN									
										<i>[Handwritten Signature]</i>												
Time Outs <u>2-1-11</u>										Time Outs <u>1-1-1</u>												
Totals <u>24</u> <u>5</u> <u>4</u> <u>15</u>										Totals <u>9</u> <u>1</u> <u>0</u> <u>2</u> <u>3</u>												

Won by ETP Umpires/Referees Score 15 to 3
 Signified Correct... Signature [Signature] Name M. Poldeu Club _____
 1st Named Team [Signature] Signature [Signature] Name Brian Pearce Club _____
 2nd Named Team [Signature] Signature _____ Name _____ Club _____

Officials Report

Scoring
 1st Team: Yes No
 2nd Team: Yes No
 Time Clock: Yes No
Green Card
 1st Team: Yes No
 2nd Team: Yes No
Yellow Card
 1st Team: Yes No
 2nd Team: Yes No
Red Card
 1st Team: Yes No
 2nd Team: Yes No
Correct Starting Line
 1st Team: Yes No
 2nd Team: Yes No
Correct Influence
 1st Team: Yes No
 2nd Team: Yes No
Comments

Coach's Voting
 1st Team: Yes No
 2nd Team: Yes No
Signatures
 1st Team: _____
 2nd Team: _____

1st Named Team EAST TORRENS PAYNEHAM 2nd Named Team WEST TORRENS

LSA No.	No.	Initials	Surname (In Alphabetical Order)	Penal	Assist	Goals				Total	LSA No.	No.	Initials	Surname (In Alphabetical Order)	Penal	Assist	Goals				Total
						1	2	3	4								1	2	3	4	
	16	T	BARUCH								6	M	HARLEY								
	36	M	BROWN (1)								12	L	LITTLE (3)								
	9	N	BROWN								13	D	JOHNSTON								1
	8	K	DEN OTTER						3		14	P	MUNDY								
	15	J	ECKENHOFF						1		17	R	COVERT								
	11	S	GILL								18	D	EDWARDS (2)								
	27	S	GILL								21	J	HARLEY								3
	14	B	LANGSRETH						1		23	A	GLAZBROOK								
	22	T	MINDREN								25	J	GLAZBROOK								
	18	R	PEARCE (4)								26	C	JOHNSTON (1)								1
	12	S	PETERSON						2		22	K	PHAM								1
	6	T	POLAND (5)						3		32	H	PEARCE								
	19	A	RUPPEL								38	R	SIMPSON								
	1	G	STEELE (3)						5		36	D	RICHARDSON								
	10	T	VICKERY (2)								40	D	SLOAN								
						Totals											Totals				
						2 4 5 4 15											- 1 - 2 3				

Officials Report

Scorers
1st Team Yes No
2nd Team Yes No

Time Clock
Yes No

Green Card
Yes No

Yellow Card
Yes No

Red Card
Yes No

Correct Starting Time
Yes No

Correct Uniforms
1st Team Yes No
2nd Team Yes No

Comments

Coaches' Voting
Most Valuable Player (Senior & U17 Grades Only)
1. Name M BROWN
Club E T P No
2. Name C JOHNSON
Club WT No 26
3. Name T VICKERY
Club E T P No 10
(Both Coaches to sign)
Name D VICKERY Club E T P
Signature [Signature]
Name LAWSON Club WT
Signature [Signature]

Won by E T P Umpires/Referees Score 15 to 3
 Signified Correct Signature [Signature] Name M. Polden Club
 1st Named Team [Signature] Signature [Signature] Name Brian Peak Club
 2nd Named Team Signature Name Club

1st Named Team Brighton

2nd Named Team Glenelg

LSA No.	No.	Initials	Surname (In Alphabetical Order)	Penal	Assist	Goals				Total	LSA No.	No.	Initials	Surname (In Alphabetical Order)	Penal	Assist	Goals				Total																		
						1	2	3	4								1	2	3	4																			
	22	A	CARTER	12						3-0		5	Re	ALFORD	1						1																		
	16	B	EDWARDS									13	N	BOLTON																									
	9	T	FREEMAN							4-1		12	G	BRIANT																									
	20	T	LEE									15	J	HINDS	5						1																		
	21	JAK	MACKINNON	5								2	R	KELLY	12																								
	23	M	MANGAN	3						4-1		9	A	LAWMAN							1																		
	19	L	PERHALL	2						2-6		10	B	MCCINTOSH	4																								
	1	R	PETTIGRIVE									1	S	MORTIMER	3						2																		
	7	B	PRIDHAM	1								8	C	O'DONNELL							1																		
	4	L	PRIDHAM							1-0		6	S	ROBB																									
	15	T	RAYMOND	4								4	D	ROYANS																									
	10	J	SCHMIDT	1						1-0		16	C	STEVENS							2																		
	2	C	SMITH									11	M	STILGOE																									
	6	H	WALPOLE									17	N	WENT	1																								
	17	S	GILBERT	1						2-0		7	P	WHITE	2						1																		
Time Outs <u>11</u>										Totals <u>8</u> <u>5</u> <u>13</u> <u>17</u>										Time Outs <u>11</u> <u>11</u>										Totals <u>0</u> <u>2</u> <u>2</u> <u>5</u> <u>9</u>									

Won by Brighton
 Signified Correct...
 1st Named Team Brighton
 2nd Named Team Glenelg

Umpires/Referees
 Signature Campbell Name Campbell Club _____
 Signature M'Donnell Name M'DONNELL Club _____
 Signature _____ Name _____ Club _____

Score 17 to 9
 13 14
 2 4

Officials Report

Score: _____
 1st Team: _____ 2nd Team: _____
 Time Clock: _____
 Green Card: _____
 Yellow Card: _____
 Red Card: _____
 Correct Starting Time: _____
 Correct Uniforms: _____
 Comments: _____
 Conditions: _____

1st Named Team

BRIGHTON

2nd Named Team

GLENELG

LSA No.	No.	Initials	Surname (In Alphabetical Order)	Penal	Assist	Goals				Total	LSA No.	No.	Initials	Surname (In Alphabetical Order)	Penal	Assist	Goals				Total				
						1	2	3	4								1	2	3	4					
	22	A	CARTER	12			11			3	1365	S	Re ALFORD	*						1					
	16	B	EDWARDS								1371	13	N BOLTON	*											
	9	T	FLEMING		11					4	1373	12	G BRIANT												
	20	T	LEE								2173	15	S HINDS	(3)	1					1					
	21	JAN	MACKINNON								3956	25	R KELLY		12										
	23	M	MANCINI	11						4	2523	9	A LAWMAN							1					
	19	L	PERHAM		1111					2	2246	10	B MCINTOSH	(4)											
	1	R	PETTIGREW								1416	1	S MORTIMER	(3)		11				2					
	7	B	PRIDHAM								3957	8	C O'DONNELL	*						1					
	4	L	PRIDHAM							1	1428	6	S ROSS		1111	1									
	15	T	RAYMOND								1422	4	D ROYANS												
	10	J	SCHMIDT							1	1443	16	C STEVENS		11					2					
	2	C	SMITH								1445	11	M STILEGG												
	6	H	WALPOLE								1450	17	N WERT	(1)	1										
	17	S	GILBERT							2	1453	7	P WHITE	(2)						1					
						Totals				85	13	17							Totals				02	25	9

Won by BRIGHTON

Signified Correct...

1st Named Team

2nd Named Team

Umpires/Referees

Signature

Signature

Signature

Score 17 to 9

Name

Name

Name

Club

Club

Club

Officials Report

COACHES
 1st Team: _____ 2nd Team: _____
 Referee: _____
 Time Clock
 Green Card
 Yellow Card
 Red Card
 Correct Starting Time
 Correct Offsetting
 Comments

1st Named Team Sturt 2nd Named Team East Torrens Payneham

LSA No.	No.	Initials	Surname (In Alphabetical Order)	Penal	Assist	Goals				Total	LSA No.	No.	Initials	Surname (In Alphabetical Order)	Penal	Assist	Goals				Total	
						1	2	3	4								1	2	3	4		
	72	S	Anderson								16	T	Baruch	21				1		1	1	4
2197	4	C	Averay	T							36	M	Brown	T								
	49	C	deMello (4)								9	N	Brown (2)									
2034	26	M	Falloon								8	K	Den Otter									
	41	T	Falloon								15	J	Eckenhoff		1							11
	51	A	Fitzgerald	I							11	Sc	Gill		1							11
2036	31	Ma	Forbes	IT					2		27	S	Gill	I								
2037	34	M.	Forbes (5)	IT					1		14	B	Langstreth	IT								
2185	29	J	Kirkwood	IT							22	T	Mildren	I								
2049	22	A	Machner (2)	I							18	R	Pearce (1)	I								
2191	14	C	McAuley	T					1		12	S	Peterson	I								11
2069	3	A	Stone (1)	IT							6	T	Poland									11
2070	33	R	Stone	I							19	A	Ruppel (4)									11
2016	19	N	Wapper						1		37	S	Vickery (3)									11
	47	M	Worrall (3)	IT							10	T	Vickery (5)									11
						Totals				30025							Totals				324211	

Officials Report

Scorers: _____

Time Keeping: _____

Correct Starting Time: _____

Correct Lineouts: _____

Comments: _____

Coach's Notes: _____

Won by ETP

Signified Correct...

1st Named Team McAuley

2nd Named Team Forbes

Umpires/Referees

Signature [Signature] Name Brendan Peak Club _____

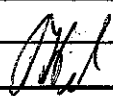

Signature [Signature] Name M BENDALL Club _____

Signature _____ Name _____ Club _____

Time Outs **Totals** 3 2 4 2 11

1st Named Team STURT

2nd Named Team EAST TORRENS PAYNEHAM

LSA No.	No.	Initials	Surname (In Alphabetical Order)	Penal	Assist	Goals				Total	LSA No.	No.	Initials	Surname (In Alphabetical Order)	Penal	Assist	Goals				Total
						1	2	3	4								1	2	3	4	
	16	T	BARUCH	2					4		72	S	Anderson								
	36	M	BROWN								4	C	Avery								
	9	N	BROWN (2)								49	C	Denello								
	8	K	DEN OTTER								26	M	Faloon								
	15	J	ECKENHOFF								51	A	Fitgerald								
	11	S	GILL								31	M	Forbes								2
	27	S	GILL								34	M	Forbes								1
	14	B	LANGSTRETH								29	J	Kirkwood								
	22	T	MILDREN								22	A	Machner								
	18	R	PEARCE (1)								4	C	McAuley								1
	12	S	PETERSON						3		3	A	stone								
	6	T	POLAND						2		33	R	stone								12
	19	A	RUPPEL (4)						2		19	N	Wapper								1
	37	S	VICKERY (3)								47	M	Worrell								
	10	T	VICKERY (5)								4	T	Faloon								
																					
Time Outs <input checked="" type="checkbox"/>										Time Outs											
Totals 3 2 4 2 11										Totals 3 - - 2 5											

Won by ETP Umpires/Referees Score 11 to 5
 Signified Correct... Signature [Signature] Name Zaina Peak Club _____
 1st Named Team MAWORTHY Signature [Signature] Name M BENDALL Club _____
 2nd Named Team [Signature] Signature _____ Name _____ Club _____

Officials Report

Scorers
 1st Team Yes No
 2nd Team Yes No

Time Clock
 Yes No

Green Card
 Yes No

Yellow Card
 Yes No

Red Card
 Yes No

Correct Scoring Table
 Yes No

Correct Lineups
 1st Team Yes No
 2nd Team Yes No

Comments

Coaches' Notes
 1st Team Yes No
 2nd Team Yes No

1st Named Team GLENERG

2nd Named Team WOODVILLE

LSA No.	No.	Initials	Surname (In Alphabetical Order)	Penal	Assist	Goals				Total	LSA No.	No.	Initials	Surname (In Alphabetical Order)	Penal	Assist	Goals				Total
						1	2	3	4								1	2	3	4	
1365	5	Re	ALFORD								16	M	BOERMA (4)								1
1371	13	IV	BOLTON								20	A	CARDWELL								
1373	18	G	BRYANT								7	S	GURIN (5)								
1393	2	P	GREENHALGH						4		6	J	INGE								1
2075	J	WARDS									22	P	INGE								1
	15	R	KELLY (2)								8	G	LAZARUS (1)								6
2523	9	A	LAWSON (5)						4		10	C	MANNING								
1416	1	S	MORTIMER (4)								21	L	OZWARD								
1419	3	N	MORTON						1		3	M	SANTI								2
1423	16	DY	NANGLE (1)								5	C	SCHICKER (3)								
	8	C	O'DENNEILL								1	J	SMITH (2)								
1428	6	S	ROBBY (3)						5		2	J	WHINNEY								
1432	4	D	ROYALES								26	P	WHITCOMBE								
1450	17	N	WENT								15	B	ZAMIT								
1453	7	P	WHITE								45	P	ZAMIT								1
1459	12	T	WITT						1												
										/											
Time Outs <u>1</u> <u>1</u> <u>1</u>										Time Outs <u>1</u>											
Totals 4 4 2 5 15										Totals 4 3 2 3 12											

Won by GLENERG

Signified Correct... [Signature]

1st Named Team [Signature]

2nd Named Team [Signature]

White Copy to REGISTRAR Blue Copy to CLUB Yellow Copy to UMPIRES/REFEREES

Umpires/Referees

Signature [Signature] Name Campbell Club _____

Signature [Signature] Name VICKERY Club _____

Signature _____ Name _____ Club _____

Score 15 to 12

Name _____ Club _____

Name _____ Club _____

Name _____ Club _____

Officials Report

Scorer: _____

Time Clock: _____

Ground Clerk: _____

Umpire/Referee: _____

Hand Clerk: _____

Correct Scoring Table: _____

Correct Definition: _____

Comments: _____

1st Named Team GLENELG.

2nd Named Team WOODVILLE

LSA No.	No.	Initials	Surname (In Alphabetical Order)	Penal	Assist	Goals				Total	LSA No.	No.	Initials	Surname (In Alphabetical Order)	Penal	Assist	Goals				Total								
						1	2	3	4								1	2	3	4									
	5	R	ALFORD								16	M	BOERMA (4)	1	1					1	1								
	13	N	BOLTON	1							20	A	CARDWELL																
	18	G	BRYANT							1336	7	S	GUERIN (5)																
	2	P	GREENHALGH	1		11		11	4	1343	6	J	INGE		1						1								
	3	J	HINDSON							2535	22	P	INGE		11		1				1								
	15	R	KELLY	1	1						8	G	LAZARUS (1)			11	1	1	1	6	6								
	9	A	LALMAN		11	1	1	11	4	1344	10	C	MANNING																
	1	S	MORTIMER		11					3301	21	L	OZWALD																
	3	N	MORTON		1	11			2	1352	3	M	SANTI	1			1	1			2								
	16	Dy	NANGLE							1354	5	C	SCHICKER (3)																
	8	C	O'DONNELL	11						1355	1	J	SMITH (2)																
	6	S	ROBB		11	1	1	1	4	2682	2	J	WHINNEN		1														
	4	D	ROYANS							2534	26	P	WITCOMBE																
	17	N	WENT	1							15	B	ZAMIT																
	7	P	WHITE		1				1		45	P	ZAMIT	11		1					1								
	12	I	VITT																										
Time Outs <input checked="" type="checkbox"/> <input checked="" type="checkbox"/>										Totals 4 4 2 5 15					Time Outs <input type="checkbox"/>										Totals 4 3 2 3 12				

Won by GLENELG

Signified Correct...

1st Named Team GLENELG

2nd Named Team WOODVILLE

Umpires/Referees

Signature [Signature]

Signature [Signature]

Signature [Signature]

Score 15 to 12

Name Compton Club WOODVILLE

Name P. VICKER Club WOODVILLE

Name [Blank] Club [Blank]

Officials Report

Score: 1st Team: 15, 2nd Team: 12

Time Check: Yes [], No []

Green Card: Yes [], No []

Yellow Card: Yes [], No []

Red Card: Yes [], No []

Correct Starting Time: Yes [], No []

Correct Uniforms: Yes [], No []

Comments:

Coach's Rating: []

Umpire's Rating: []

Referee's Rating: []

Player's Rating: []

Official's Rating: []

1st Named Team West Torrens 2nd Named Team Norn Adelaide

LSA No.	No.	Initials	Surname (In Alphabetical Order)	Penal	Assist	Goals				Total	LSA No.	No.	Initials	Surname (In Alphabetical Order)	Penal	Assist	Goals				Total
						1	2	3	4								1	2	3	4	
	40	D	SLOAN	I							42	B	ALFORD								
	14	P	MURPHY	I							18	B	CHARLES								
	22	K	PHAM						1			M	ELLIOTT								
	35	R	SIMPSON						1		1	C	BORRET								
	17	R	COVERT								12	R	GASPARI								2
	36	D	RICHARDSON								27	A	KILFORD								
	23	A	GLAZBROOK								23	P	McCONNELL								
	25	J	GLAZBROOK								8	S	MORRIS								4
	12	L	LITTLE								7	L	ROBERTS								3
	6	M	HARLEY						1		31	A	SEWELL								
	18	D	EDWARDS								34	B	SHELDON								
	21	J	HARLEY								9	H	SWANNE								
	32	H	PEARCE						2		17	N	TAYLOR								
	13	J	JOHNSTON								24	C	TUCKER								
	26	E	JOHNSTON						2		25	B	TWIGGS								
											29	C	TWIGGS								1
Time Outs										Time Outs											
Totals										Totals											

Officials Report

Score: 10 to 7

Umpires/Referees: Scott Retailick

Signature: [Signature] Name: SCOTT RETAILICK Club: [Club]

Signature: [Signature] Name: HARLEY Club: [Club]

Signature: [Signature] Name: J. RIPLEY Club: [Club]

1st Named Team: [Signature]

2nd Named Team: [Signature]

White Copy to REGISTRAR Blue Copy to CLUB Yellow Copy to UMPIRES/REFEREES

1st Named Team WEST TORRENS

2nd Named Team NORTH ADELAIDE

LSA No.	No.	Initials	Surname (In Alphabetical Order)	Penal	Assist	Goals				Total	LSA No.	No.	Initials	Surname (In Alphabetical Order)	Penal	Assist	Goals				Total
						1	2	3	4								1	2	3	4	
	40	D	SLOAN	1							42	B	ALFORD								
	14	P	MUNDY								18	B	CHARLES								
	22	K	PHAM				1		1			MA	ELLIOTT								
	35	R	SIMPSON	1					1		1	C	BANKS BARKER ①								
	17	R	COVERT	1							12	R	GASPARI ②	1					1		2
	36	D	RICHARDSON								27	A	KILFORD	1							
	23	GA	GLAZBROOK								23	P	M'CONNELL	1							
	25	AJ	GLAZBROOK								8	S	MORRIS	1	1			1	1		4
	12	G	LITTLE								7	L	ROBERTS ②	1							3
	6	M	HARLEY	1					1		31	A	SEWELL = ⑤								
	18	D	EDWARDS								34	B	SHELDON	1							
	21	J	HARLEY								9	H	SWAINE = ⑤								
	32	H	PEARCE				1	1	2		17	N	TARCA	1							
	13	D	JOHNSTON	1	1						24	C	TUCKER	1	1						
	26	C	JOHNSTON						2		25	B	TWIGGS ④								
											29	E	TWIGGS								1
Time Outs <u>1/1/1</u>										Time Outs <u>1/1/1</u>											
Totals 12 1 3 7										Totals 4 1 3 10											

Won by NORTH ADELAIDE

Umpires/Referees

Score 10 to 7

Signified Correct... GM

Signature [Signature]

Name SCOTT RETALICK Club _____

1st Named Team _____

Signature [Signature]

Name MORRIS Club _____

2nd Named Team [Signature]

Signature [Signature]

Name J. KILFORD Club _____

Officials Report

Scoring
 1st Team: _____ 2nd Team: _____

Time Check
 Yes _____ No _____

Green Card
 Yes _____ No _____

Yellow Card
 Yes _____ No _____

Red Card
 Yes _____ No _____

Correct Scoring Time
 Yes _____ No _____

Correct Officials
 Yes _____ No _____

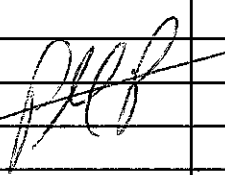
Comments

Coach's Voting
 Yes _____ No _____

Umpire's Signature
[Signature]

1st Named Team BRIGHTON

2nd Named Team BURNSIDE

LSA No.	No.	Initials	Surname (In Alphabetical Order)	Penal	Assist	Goals				Total	LSA No.	No.	Initials	Surname (In Alphabetical Order)	Penal	Assist	Goals				Total
						1	2	3	4								1	2	3	4	
	22	A	CARTER	F	11	1		1	1	3	1100	14	S	BROOKES	2						
	16	B	EDWARDS	11							1105	21	S	DAWSON							
	9	T	FREEMAN	1					11	3		21	C	DINARDI						1	1
	1	R	HAMILTON									12	C	DINDLER			6				1
	21	JAR	MACKINNON								1114	72	C	GOWER	11						
	23	M	MANGAN	11	1	11	1	1		4	1170	13	J	KATZENBERG							
	1	B	PETTIGROVE	FT	1					1	1171	72	D	KILDERRY							(4)
	5	R	PETTIGROVE									6	S	KINCY	1						
	20	W	RICKETT					1		1	1178	44	W	LITCHFIELD							
	7	B	PRIDHAM	FT							1178	7	P	MARSHALL					1	1	11
	15	T	RAYMOND	11								24	B	MARTIN	1						
	10	T	SCHMIDT				1			1	1174	27	B	MUXLOW							(1)
	2	C	SMITH	2							1135	18	N	MUXLOW							(2)
	6	H	WALPOLE	F								33	S	OLESEN	1						
	17	J	WOODFORD	T								8	K	SANDOW							(5)
	19	K	PERHAM		11	2	1	1		3											
																					
Time Outs <u>1</u> / <u>1</u>											Time Outs <u>1</u> / <u>1</u>										
Totals <u>6</u> <u>2</u> <u>4</u> <u>4</u> <u>16</u>											Totals <u>1</u> <u>1</u> <u>1</u> <u>3</u> <u>6</u>										

Officials Report



Scorers
 Referee
 Time Clock
 Green Card
 Yellow Card
 Red Card
 Conduct Score
 Conduct Check
 Comments
 Coach's Voting
 Ball Possession
 Time of Day

Won by BRIGHTON Umpires/Referees Score 16 to 6
 Signified Correct... Signature [Signature] Name Michael Club
 1st Named Team Baitholomew Signature [Signature] Name M. Paldon Club
 2nd Named Team [Signature] Signature _____ Name _____ Club _____



Report from Brighton Club Date 14.6.08 Round 8 Grade A Match 14/06/08

1st Named Team Brighton 2nd Named Team Burnside

LSA No.	No.	Initials	Surname (In Alphabetical Order)	Penal	Assist	Goals				Total	LSA No.	No.	Initials	Surname (In Alphabetical Order)	Penal	Assist	Goals				Total
						1	2	3	4								1	2	3	4	
	22	A	CARTER	5	T	11	1	1	1	3-2		14	S	BROOKES	1						
	16	B	EDWARDS		11							22	S	DAWSON							
	9	T	FREEMAN		1	1			11	3-1		2	C	DIN BERDI					1	1	
	6	R	HAMILTON									12	C	DINDLER		1					1
	21	JAK	MACKINNON									78	C	GOWER	1						
	23	M	MANGAN	2	1	11	1	1		4-1		13	J	KATZENBERG							
	1	B	PETTIGROVE	1	1					1-0		72	D	KILDERRY	4						
	5	R	PETTIGROVE									6	S	KINCY	1						
	20	W	PICKETT	4					1	1-0		44	W	LITCHFIELD							
	7	B	FRIDHAM	2	T							7	P	MARSHALL	3			1	1	1	4
	15	T	RAYMOND	3	T							24	B	MARTIN	1						
	10	J	SCHMIDT		2			1		1-0		27	B	MUXLOW	1	T					
	2	C	SMITH									18	N	MUXLOW	2						
	6	H	WALPOLE		T							3	S	OLESEN	1						
	17	J	WOODFORD		T							8	K	SANDOW	5						
	19	L	PERHAM	1		11	1	1	1	3-3											
																					
Time Outs <u>1</u> / <u>1</u> / <u>1</u>											Time Outs <u>1</u> / <u>1</u> / <u>1</u>										
Totals <u>6</u> <u>2</u> <u>4</u> <u>4</u> <u>16</u>											Totals <u>1</u> <u>1</u> <u>1</u> <u>3</u> <u>6</u>										

Won by Brighton Umpires/Referees Score 16 to 6-2-3
 Signified Correct... Signature [Signature] Name M. Polden Club _____
 1st Named Team Batholomew Signature [Signature] Name M. Couper Club _____
 2nd Named Team [Signature] Signature _____ Name _____ Club _____

Officials Report

Scorers
 1st Team: Yes No
 2nd Team: Yes No

Time Clock
 Yes No

Green Card
 Yes No

Yellow Card
 Yes No

Red Card
 Yes No

Correct Starting Time
 Yes No

Correct Uniforms
 1st Team: Yes No
 2nd Team: Yes No

Comments

Equipment Notes
 1st Team: Yes No
 2nd Team: Yes No

1st Named Team WEST TORRENS

2nd Named Team WOODVILLE

LSA No.	No.	Initials	Surname (In Alphabetical Order)	Penal	Assist	Goals				Total	LSA No.	No.	Initials	Surname (In Alphabetical Order)	Penal	Assist	Goals				Total	
						1	2	3	4								1	2	3	4		
	6	M	HARLEY	1	111								16	M	BOERMA	111	11	1				1/2
	21	J	HARLEY	211									7	S	GUERIN	T 13	1					0/1
	14	P	MUNDY										3	6	J	INGE	T	1111	1			1/4
	18	D	EDWARDS											22	P	INGE		11		1		2/2
	19	J	SCHAR	T										20	A	FELEPPA	TT		1	1		2
	32	H	PEARCE	1									2	12	J	DOWLING	1					
	12	L	LITTLE										1	13	S	FISHER			11	11		4
	26	C	JOHNSTON	1	1			1	1				4	4	M	RYAN						
	40	D	SLOAN											3	M	SANTI			11	1	1	5
	36	D	RICHARDSON											5	C	SCHICKER	1			1		1
	23	A	GLAZBROOK	1										1	J	SMITH	111					
	17	J	GLAZBROOK										5	2	J	WINNEN				1		1
	35	R	SIMPSON	1										26	P	KIRTCOMBS	1111					
	7	J	CASAGRANDE	T#				1						15	B	ZAMMIT						
	22	K	PHAN	T		1	1	1						45	P	ZAMMIT	1					
										Totals 1 1 2 2 6												
Time Outs <u>1</u> <u>1</u>										Time Outs <u>1</u> <u>1</u>												
										Totals 2 7 4 4 17												

Officials Report

Scorers
1st Team Yes No
2nd Team Yes No

Time Clock
Yes No

Green Card
Yes No

Yellow Card
Yes No

Red Card
Yes No

Correct Starting Time
Yes No

Correct Uniforms
1st Team Yes No
2nd Team Yes No

Comments

Coaches' Voting
Most Valuable Player (Senior & U17 Grades Only)
1. Name S. Fisher
Club West No. 13
2. Name D. Edwards
Club W.T. No. 8
3. Name J. Inge
Club West No. 6

(Both Coaches to sign)
Name Michael Gouze Club West
Signature [Signature]

Name M. Bendall Club W.T.
Signature [Signature]

Won by WOODVILLE

Signified Correct...

1st Named Team

2nd Named Team

White Copy to REGISTRAR Blue Copy to CLUB Yellow Copy to UMPIRES/REFEREES

Umpires/Referees

Signature [Signature]

Signature [Signature]

Signature [Signature]

Score 17 to 6

Name MICHAEL GOUZE Club West

Name LA STEVENS Club West

Name M BENDALL Club West

1st Named Team WEST TORRENS

2nd Named Team WOODVILLE

LSA No.	No.	Initials	Surname (In Alphabetical Order)	Penal	Assist	Goals				Total	LSA No.	No.	Initials	Surname (In Alphabetical Order)	Penal	Assist	Goals				Total	
						1	2	3	4								1	2	3	4		
	22	K	PHAM										16	M	BOERNA			'				1
	6	M	HARLEY										7	S	GUERIN	1	'					
	21	J	HARLEY	2									6	J	INGE	'						1
	14	P	MURPHY										22	P	INGE				'	'		2
	18	D	EDWARDS										20	A	FLEPPA					'		2
	19	J	SCHAR	'									12	J	BOWLING	'						
	32	H	PEARLE	'									13	S	FISHER							4
	12	L	LITTLE										4	M	RYAN							
	26	C	JOHNSTON	'	'				'	2			3	M	SANTI					'		5
	40	B	SLOAN										5	C	SCHUBER	'			'			1
	36	D	NICHARSON										1	J	SMITH							
	23	A	GLAZBROOK	'									2	J	WHINNEN					'		1
	17	J	GLAZBROOK										26	P	WHATCOMB							
	35	R	SIMPSON	'									15	B	ZAMMIT							
	27	J	CASAGRANDE	'					'	1			45	P	ZAMMIT	'						
	22	M	PHAM	'					'	3												
	22	K	PHAM	'					'	3												
Time Outs				Totals		2 6				Time Outs				Totals		27 4 17						

Officials Report	
Scorers	
1st Team	Yes <input type="checkbox"/> No <input type="checkbox"/>
2nd Team	Yes <input type="checkbox"/> No <input type="checkbox"/>
Time Clock	
Yes <input type="checkbox"/> No <input type="checkbox"/>	
Green Card	
Yes <input type="checkbox"/> No <input type="checkbox"/>	
Yellow Card	
Yes <input type="checkbox"/> No <input type="checkbox"/>	
Red Card	
Yes <input type="checkbox"/> No <input type="checkbox"/>	
Correct Starting Time	
Yes <input type="checkbox"/> No <input type="checkbox"/>	
Correct Uniforms	
1st Team	Yes <input type="checkbox"/> No <input type="checkbox"/>
2nd Team	Yes <input type="checkbox"/> No <input type="checkbox"/>
Comments	
Coaches' Voting	
Most Valuable Player (Senior & U17 Grades Only)	
1. Name.....	
Club.....No.....	
2. Name.....	
Club.....No.....	
3. Name.....	
Club.....No.....	
(Both Coaches to sign)	
Name.....Club.....	
Signature.....	
Name.....Club.....	
Signature.....	

Won by WOODVILLE
 Signified Correct...
 1st Named Team _____
 2nd Named Team _____

Umpires/Referees
 Signature _____ Name Michael Carr Club _____
 Signature _____ Name RASTRENS Club _____
 Signature _____ Name A. Bendale Club _____

Score 17 to 6

White Copy to REGISTRAR Blue Copy to CLUB Yellow Copy to UMPIRES/REFEREES

1st Named Team Sturt

2nd Named Team Burnside

LSA No.	No.	Initials	Surname (In Alphabetical Order)	Penal	Assist	Goals				Total	LSA No.	No.	Initials	Surname (In Alphabetical Order)	Penal	Assist	Goals				Total
						1	2	3	4								1	2	3	4	
	4	C	Averay		1					-1		14	S	Brookes (1)	1	1	1	1	1	3	
	49	C	de Mello									2	C	Dinardi			1	1		2	
	26	M	Falloo (4)									12	C	Dindler	1					1	
	31	M	Forbes									22	S	Dawson	1	1				1	
	34	M	Forbes									9	C	Gower							
	69	A	Hamilton		1	1				3		30	J	Katzenberg							
	10	B	Hamilton									72	D	Kilderry							
	72	J	Kirkwood	1								28	S	Kinoy (5)	1						
	22	A	Machner (5)									44	W	Litchfield							
	14	C	McAuley									7	P	Marshall					1	1	
	16	M	Norton							1		27	B	Muxlow (3)							
	3	A	Stone (1)	1						1		18	N	Muxlow (2)	1				1	1	
	33	R	Stone (2)	1						3		21	S	Olesen (E)	1						
	19	N	Wapper									6	K	Sandow						1	
	47	M	Worrall (3)									4	T	Watt						1	
																					
Time Outs											Time Outs <input checked="" type="checkbox"/> <input checked="" type="checkbox"/>										
Totals 24017											Totals 11248										

Officials Report

Scoring		
1st Team	Pen	No
2nd Team	Pen	No
Three Corners		
Green Cards		
Yellow Card		
Red Card		
Correct Starting Time		
Correct Uniforms		
Comments		
Coaches Voting		

Won by Burnside

Umpires/Referees

Score 8 to 7

Signified Correct...

Signature

Name S RETALLICK Club

1st Named Team Milneay

Signature

Name A Stewart Club

2nd Named Team GILLIAN CAMPBELL

Signature

Name M PENNELL Club

1st Named Team STURT.

2nd Named Team BURNSIDE.

LSA No.	No.	Initials	Surname (In Alphabetical Order)	Penal	Assist	Goals				Total	LSA No.	No.	Initials	Surname (In Alphabetical Order)	Penal	Assist	Goals				Total																																
						1	2	3	4								1	2	3	4																																	
	4	C	AVERY		1								14	S	BROOKES	①	1				1				3																												
	49	C	de MELLO										2	C	DINARDI																																						
	26	M	FALLOON										12	C	DINDLER		1								1	2																											
	31	Ma	FORBES										22	S	DAWSON		1																																				
	34	MI	FORBES										0	C	GOWER																																						
	69	A	HAMILTON			1	1			3			30	J	KATZENBERG																																						
	10	B	HAMILTON										72	D	KILDERRY																																						
	72	J	KIRKWOOD	11									58	S	KINCY	⑤	1																																				
	22	A	MACHNER										44	W	LITCHFIELD																																						
	14	C	MCAULEY										7	P	MARSHALL		11							1	1																												
	16	M	NORTON							1			27	B	MUXLOW	④										#																											
	3	A	STONE										18	N	MUXLOW	②	T									1																											
	33	R	STONE	11						3			21	S	OLESEN	③	T									1																											
	19	K	WAPPER										4	T	WATTS																																						
	47	M	WORRAIL										6	K	SANDOW											1																											
Time Outs											<u>1</u>	Totals											<u>24</u>	<u>-</u>	<u>17</u>	Time Outs											<u>14</u>	<u>11</u>	Totals											<u>1</u>	<u>12</u>	<u>4</u>	<u>8</u>

~~Report~~

Won by BURNSIDE
 Signified Correct...
 1st Named Team MACHNER
 2nd Named Team GAD CAMPBELL

Umpires/Referees
 Signature [Signature]
 Signature [Signature]
 Signature [Signature]

Score 8 to 7
 Name S RETALICK Club _____
 Name [Signature] Club _____
 Name [Signature] Club _____

Officials Report

Scorers
 1st Team Yes No
 2nd Team Yes No

Time Clock
 Yes No

Green Card
 Yes No

Yellow Card
 Yes No

Red Card
 Yes No

Correct Starting Time
 Yes No

Correct Uniforms
 1st Team Yes No
 2nd Team Yes No

Comments

Coachs' Voting
 Most Valuable Player
 1. _____
 2. _____
 3. _____

Signature: _____
 Club: _____
 Signature: _____
 Club: _____

1st Named Team GLENELG

2nd Named Team NORTH ADELAIDE

LSA No.	No.	Initials	Surname (In Alphabetical Order)	Penal	Assist	Goals				Total	LSA No.	No.	Initials	Surname (In Alphabetical Order)	Penal	Assist	Goals				Total
						1	2	3	4								1	2	3	4	
	5	Re	ALFORD							2		42	B	ALFORD							1
	15	Ry	ALFORD							2		20	M	BARANAUSKAS							
	13	N	BOLTON									18	B	CHARLES							
	18	G	BRYANT									19	M	ELLIOTT							
	2	P	GREENHALGH							7		12	R	GASPARI							1
	12	R	KELLY									27	A	KILFORD							
	9	A	LAWMAN							3		13	S	KILFORD							
	10	B	MCINTOSH									23	P	MCCONNELL							
	1	S	MORTIMER							1		8	S	MORRIS							
	3	N	MORTON							4		7	L	ROBERTS							
	7	Dy	NANGLE									9	Am	ROBERTSON							
	8	C	O'DONNELL									34	B	SHELDON							
	6	S	ROBB							4		17	N	TARCA							
	4	D	ROYANZ							3		24	C	TUCKER							1
	17	N	WENT									25	B	TWIGGS							1
P. VICKERY										P. VICKERY											
Time Outs <u>1/1/1</u>										Time Outs <u>1/1</u>											
Totals <u>45</u> <u>8</u> <u>9</u> <u>26</u>										Totals <u>200</u> <u>1</u> <u>3</u>											

Officials Report

Scorers
 1st Team Yes No
 2nd Team Yes No

Time Clock
 Yes No

Green Card
 Yes No

Yellow Card
 Yes No

Red Card
 Yes No

Correct Starting Time
 Yes No

Correct Uniforms
 1st Team Yes No
 2nd Team Yes No

Comments

Coaches' Voting
 Most Valuable Player
 (Senior & U17 Grades Only)

1. Name.....
 Club..... No.....

2. Name.....
 Club..... No.....

3. Name.....
 Club..... No.....

(Both Coaches to sign)
 Name..... Club.....
 Signature.....
 Name..... Club.....
 Signature.....

Won by GLENELG

Signified Correct...
 1st Named Team [Signature]
 2nd Named Team [Signature]

Umpires/Referees
 Signature [Signature]
 Signature [Signature]
 Signature [Signature]

Score 26 to 3
 Name Peter Vickery Club [Signature]
 Name CRAIG ZIEGLER Club [Signature]
 Name [Signature] Club [Signature]

1st Named Team GLENELG

2nd Named Team NORTH ADELAIDE

LSA No.	No.	Initials	Surname (In Alphabetical Order)	Penal	Assist	Goals				Total	LSA No.	No.	Initials	Surname (In Alphabetical Order)	Penal	Assist	Goals				Total
						1	2	3	4								1	2	3	4	
1365	5	RE	ALFORD	①						2	42	AB	ALFORD								1
1366	15	RU	ALFORD							2	20	M	BARANAUSKAS								
1371	13	N	BOLTON								18	B	CHARLES								
1373	18	G	BRYANET								19	M	ELLIOTT								
1393	2	P	GREENHALGH	②						7	12	R	GIASPARI	①							1
	12	R	KELLY								27	A	KILFORD								
2523	9	A	LAWMAN	④						3	13	S	KILFORD	③							
2246	10	B	M'INTOSH	③							23	P	MCGONNELL	②							
1416	1	S	MORTIMER							1	8	S	MORRIS								
1419	3	N	MORTON							4	7	L	ROBERTS								
1423	7	DY	NANCLE	⑤							9	DM	ROBERTSON								
	8	C	O'DONNELL								34	B	SHELDON								
1428	6	S	ROBB							4	17	N	TARCA								
1432	4	D	ROYANES							3	24	C	TUCKER								
1450	17	N	WENT								25	B	TWIGGS								1
P. Vickery											P. Vickery										
Time Outs <input checked="" type="checkbox"/>											Time Outs <input checked="" type="checkbox"/>										
Totals 4 5 8 9 26											Totals 2 0 0 1 3										

Won by GLENELG

Signified Correct... [Signature]

1st Named Team [Signature]

2nd Named Team [Signature]

Umpires/Referees

Signature [Signature]

Signature [Signature]

Signature _____

Score 26 to 3

Name Peter Vickery Club _____

Name CRISTIE JOBBEL Club _____



Name _____ Club _____

Officials Report

Score	26	3
1st Team	GLENELG	NORTH ADELAIDE
2nd Team		
Time Clock		
Green Card		
Yellow Card		
Red Card		
Correct Shooting Time		
Correct Umpiring		
Comments		

1st Named Team EAST TORRENS PAYNEHAM

2nd Named Team BRIGHTON

LSA No.	No.	Initials	Surname (In Alphabetical Order)	Penal	Assist	Goals				Total	LSA No.	No.	Initials	Surname (In Alphabetical Order)	Penal	Assist	Goals				Total
						1	2	3	4								1	2	3	4	
	16	T	BARUCH (1)							3		22	A	CARTER							2
	36	M	BROWN									21	J	EDWARDS							
	9	N	BROWN									9	T	FREEMAN							3
	8	K	DEW OYER							2		6	R	HAMILTON							
	15	J	ECKENHOFF							1		23	M	MANGAN							3
	11	S	GILL									19	L	PERHAM 2							3
	27	S	GILL									1	B	PETTIGROVE 1							
	14	B	LANGSTRETH (4)							3		6	R	PETTIGROVE							2
	18	R	PEARCE									20	W	PICKETT 3							3
	12	S	PETERSON (5)							3		7	B	PRIDHAM 5							
	6	T	POLAND (2)	T	"					1		15	T	RAYMOND							
	19	A	RUPPEL	T								10	J	SCHMIDT							
	1	G	SVERLE (3)							1		2	C	SMITH 4							
	37	S	VICKERY									17	J	WOODFORD							
	10	T	VICKERY									6	H	WALPOLE							
																					
Time Outs <input checked="" type="checkbox"/> <input checked="" type="checkbox"/>											Time Outs <input checked="" type="checkbox"/> <input checked="" type="checkbox"/>										
Totals 3 3 4 4 14											Totals 3 6 5 2 16										

Officials Report

Score: _____ to _____

Referee: _____

Umpire: _____

Time Outs: _____

Penal: _____

Assist: _____

Goals: _____

Total: _____

Comments: _____

Won by BRIGHTON

Signified Correct

1st Named Team [Signature]

2nd Named Team [Signature]

White Copy to REGISTRAR Blue Copy to CLUB Yellow Copy to UMPIRES/REFEREES

Umpires/Referees

Signature [Signature]

Signature [Signature]

Signature _____

Score 16 to 14

Name Michael Loupie Club _____

Name Brian Peak Club _____

Name _____ Club _____

1st Named Team E.T.P.

2nd Named Team Brighton

LSA No.	No.	Initials	Surname (In Alphabetical Order)	Penal	Assist	Goals				Total	LSA No.	No.	Initials	Surname (In Alphabetical Order)	Penal	Assist	Goals				Total
						1	2	3	4								1	2	3	4	
	16	T	BARUCH			1	1		1	3		22	A	CARTER	T	11	1	1			2
	36	m	BROWN									21	J	EDWARDS							
	9	N	BROWN									9	T	FREEMAN	T			1	1		3
	8	K	DEN OTTER					11		2		6	R	HAMILTON							
	15	J	ECKENHOFF			1				1		23	M	MANGAN	1	1	1	1	1		3
	11	Sc	GILL									19	L	PERHAM 2	1			1	1		3
	27	Si	GILL									1	B	PETTIGROVE 1							
	14	B	LANGSTRETH	1111			1		11	3		16	R	PETTIGROVE	1	1			1		2
	18	R	PEARCE									20	W	PICKETT 3	1			11	1		3
	12	S	PATERSON			1		1	1	3		7	B	FRIDHAM 5							
	6	T	POLAND	T1				1		1		4	L	FRIDHAM							
	19	A	RUPPEL	T								15	T	RAYMOND	1						
	1	G	STEELE		1111		1			1		10	J	SCHMIDT	1						
	37	S	VICKERY									2	C	SMITH 4	1						
	10	T	VICKERY									17	J	WOODFORD	11						
												6	H	WALPOLE							
Time Outs						Totals					Time Outs						Totals				
1/1/1						3 3 4 4 14					1/1/1						3 6 5 2 16				

Won by Brighton
 Signified Correct
 1st Named Team Brighton
 2nd Named Team Brighton

Umpires/Referees
 Signature [Signature] Name Michael Goubie Club
 Signature [Signature] Name Brian Peak Club
 Signature _____ Name _____ Club _____

Officials Report

Score: _____ to _____
 Time Clock: _____
 Green Card: _____
 Yellow Card: _____
 Correct Starting Time: _____
 Correct Grounds: _____
 Coach's Name: _____
 Referee's Name: _____
 Umpire's Name: _____

Officials Report

Referee
 Not Present Present
 Not Present Present

Time Clock
 Not Present Present

Green Card
 Not Present Present

Yellow Card
 Not Present Present

Red Card
 Not Present Present

Correct Starters Time
 Not Present Present

Correct Lineings
 Not Present Present

Correct Goalkeeping
 Not Present Present

Correct Substitution
 Not Present Present

Correct Penalties
 Not Present Present

Correct Fouls
 Not Present Present

Correct Goals
 Not Present Present

1st Named Team Brighton 2nd Named Team Sturt

LSA No.	No.	Initials	Surname (In Alphabetical Order)	Penal	Assist	Goals				Total	LSA No.	No.	Initials	Surname (In Alphabetical Order)	Penal	Assist	Goals				Total
						1	2	3	4								1	2	3	4	
	22	A	CARTER		11	1	1			2-2		72	S	ANDERSON							
	16	B	EDWARDS	1								4	C	AVERAY		11	1	1			2
	21	J	EDWARDS									49	C	DE MELLO							
	9	T	FREEMAN	5		1			11	5-0		26	M	FALLOON							
	6	R	HAMILTON	4								51	A	FITZGERALD							
	23	M	MANGAN			1	1			3-0		31	Ma	FORBES							
	19	L	PERHAM		11		1			1-2		34	Mi	FORBES	1	1		1		1	
	1	B	PETTIGROVE		1		1			1-1		29	J	KIRKWOOD			1			1	
	20	W	PICKETT	2	111	1	1			2-3		22	A	MACHNER	5						
	7	B	PRIDHAM									14	C	MCAULEY				1	1	1	3
	4	L	PRIDHAM									16	M	NORTON	11		1				1
	15	T	RAYMOND	1								3	A	STONE							
	10	J	SCHMIDT	1	1					1-1		33	R	STONE	2		1			1	2
	2	C	SMITH	3	T							19	N	WAPPER							
	17	J	WOODFORD									47	M	WORRALL	4						
<i>P Vickery</i>											<i>P Vickery</i>										
Time Outs <u>1/1</u>											Time Outs <u>1/1</u>										
Totals 4 3 3 5 15											Totals 2 3 2 3 10										

Won by Brighton Umpires/Referees Score 15 to 10
 Signified Correct... Signature P. Vickery Name Peter Vickery Club _____
 1st Named Team Brighton Signature _____ Name Brian Beale Club _____
 2nd Named Team Sturt Signature _____ Name _____ Club _____

1st Named Team Brighton

2nd Named Team Sturt

LSA No.	No.	Initials	Surname (In Alphabetical Order)	Penal	Assist	Goals				Total	LSA No.	No.	Initials	Surname (In Alphabetical Order)	Penal	Assist	Goals				Total
						1	2	3	4								1	2	3	4	
	22	A	Carter		"				2	2187	72	S	Anderson		"						1
	16	B	Edwards	"						2187	4	C	Averay		"	"					2
	21	J	Edwards								49	C	de Mello								
	9	T	Freeman		"				5	2034	26	M	Falloon								
	6	R	Hamilton								51	A	Fitzgerald								
	23	M	Mangan		"	"	"		3	2036	31	Ma	Forbes								
	19	L	Perham		"		"		12	2037	34	Mi	Forbes	"	"						1
	1	B	Pettigrove		"		"		1	2185	29	J	Kirkwood		"						1
	20	N	Pickett	"	"	"	"		2	2049	22	A	Machner								
	7	B	Pridham							2191	14	C	McAuley								3
	4	L	Pridham							2057	16	M	Norton		"	"					1
	15	T	Raymond	"						2069	3	A	Stone								
	10	J	Schmidt	"		"			1	2070	33	R	Stone							1	2
	2	C	Smith							2966	19	N	Wapper								
	17	J	Woodford								47	M	Worrall	"							
<i>Pickett</i>											<i>Pickett</i>										
Time Outs <input checked="" type="checkbox"/>						Totals 4 3 3 5 15					Time Outs <input checked="" type="checkbox"/>						Totals 2 3 2 3 10				

Won by Brighton

Signified Correct...

1st Named Team Brighton

2nd Named Team Averay

Umpires/Referees

Signature *P. Vickery*

Signature *B. Peak*

Signature _____

Score 15 to 10

Name Peter Vickery Club _____

Name Brian Peak Club _____

Name _____ Club _____

Officials Report

Referee: No. No.

Time Clock: No. No.

Green Card: No. No.

Yellow Card: No. No.

Red Card: No. No.

Correct Starting Time: No. No.

Correct Uniforms: No. No.

Comments:

Coach's Verbal: _____

Coach's Written: _____

1st Named Team WEST TORRENS

2nd Named Team GLENELG

LSA No.	No.	Initials	Surname (In Alphabetical Order)	Penal	Assist	Goals				Total	LSA No.	No.	Initials	Surname (In Alphabetical Order)	Penal	Assist	Goals				Total
						1	2	3	4								1	2	3	4	
	22	K	PHAM						11	2	1365	15	Re ALFORD								
	6	M	HARLEY		1				1	1	1366	15	RY ALFORD (5)								3
	24	J	HARLEY		1				11	2	1371	13	N BOLTON (1)	21							
	14	P	MUNDY								1373	18	G BRYANT								
	18	D	EDWARDS								1393	2	P GREENHALGH (2)								4
	5	M	HEARD								2523	9	A LAWMAN		11						2
	19	J	SCHAR	1							2246	10	B MCINTOSH								
	34	S	BENNETT								1416	1	S MORTIMER (4)								3
	32	H	PEARCE		1				1	1	1419	3	N MORTON								2
	12	L	LITTLE								1422	7	DA NANGLE								
	26	C	JOHNSON						11	3	1423	11	DY NANGLE								
	40	D	SLOAN								1428	6	S ROBB								
	36	D	RICHARDSON								2012	12	B ROBINSON								2
	23	A	GLAZBROOK	12						1	1432	4	D ROYAN								
	25	J	GLAZBROOK						1	1	1450	17	N WENT (3)								
<i>[Signature]</i>											<i>[Signature]</i>										
Time Outs <input checked="" type="checkbox"/>											Time Outs <input checked="" type="checkbox"/>										
Totals 104611											Totals 644216										

Officials Report

Scoring: For Team: For Opp:
 Time Clock: For Team: For Opp:
 Green Card: For Team: For Opp:
 Yellow Card: For Team: For Opp:
 Blue Card: For Team: For Opp:
 Correct Starting Time: For Team: For Opp:
 Correct Lineups: For Team: For Opp:
 Comments: _____

Captain: _____
 Coach: _____
 Referee: _____

Won by GLENELG
 Signified Correct...
 1st Named Team _____
 2nd Named Team _____
 White Copy to REGISTRAR Blue Copy to CLUB Yellow Copy to UMPIRES/REFEREES

Umpires/Referees
 Signature *[Signature]* Name Campbell Club _____
 Signature *[Signature]* Name McBendall Club _____
 Signature _____ Name _____ Club _____

Score 16 to 11

1st Named Team West Torrens 2nd Named Team Glendy

LSA No.	No.	Initials	Surname (In Alphabetical Order)	Penal	Assist	Goals				Total	LSA No.	No.	Initials	Surname (In Alphabetical Order)	Penal	Assist	Goals				Total
						1	2	3	4								1	2	3	4	
893	22	K	PHAM						11	2	518	Re	ALFORD	1							
2765	6	M	HARLEY	1	1				1	1	15	Ry	ALFORD	1	1						3
2914	21	J	HARLEY	1	1				11	2	13	A	BOLTON	2							
886	14	P	MUNBY								18	G	REYANT								
2084	18	D	EDWARDS								2	P	GREENHART			11		1	1		4
	5	M	HEARD								9	A	LANNAN			1	1				2
	19	J	SCHAR	1							10	B	MCINTOSH								
857	34	S	BENNETT								1	S	MORTIMER			1	11				3
2114	32	K	PEARCE						1	1	3	N	MORDAN	1	1				1	1	2
2770	12	L	LITTLE								7	Do	NAGLE								
874	26	C	JOHNSTON						11	3	11	by	NAGLE								
906	40	A	SLOAN	1							6	B	ROBB								
898	36	D	RICHARDSON	1							12	B	ROBINSON					1			2
3179	23	A	GLAZBROOK	12					1	1	4	D	ROYALS								
3178	25	J	GLAZBROOK						1	1	17	N	WEAT	1							
Time Outs <u>1/1/1</u>											Time Outs <u>1/1/1</u>										
Totals <u>104611</u>											Totals <u>644216</u>										

Officials Report

Scorers
1st Team Yes No
2nd Team Yes No

Time Clock
Yes No

Green Card
Yes No

Yellow Card
Yes No

Red Card
Yes No

Correct Starting Time
Yes No

Correct Uniforms
1st Team Yes No
2nd Team Yes No

Comments

Coaches' Voting
Most Valuable Player
(Senior & U17 Grades Only)

1. Name.....
Club.....No.....

2. Name.....
Club.....No.....

3. Name.....
Club.....No.....

(Both Coaches to sign)
Name.....Club.....
Signature.....
Name.....Club.....
Signature.....

Won by Glendy Umpires/Referees Score 16 to 11
 Signified Correct... Signature [Signature] Name Campbell Club _____
 1st Named Team Signature [Signature] Name M BENDALL Club _____
 2nd Named Team Signature _____ Name _____ Club _____

1st Named Team WOODVILLE

2nd Named Team NORTH ADEL

LSA No.	No.	Initials	Surname (In Alphabetical Order)	Penal	Assist	Goals				Total	LSA No.	No.	Initials	Surname (In Alphabetical Order)	Penal	Assist	Goals				Total																		
						1	2	3	4								1	2	3	4																			
	15	M	BOERMA BOERMA				1				42	B	ALFORD (4)					1				1																	
	20	A	CARDWELL								18	B	CHARLES																										
	1333	B	FISHER	1	1		1			1	12	R	GASPARI (3)		11							1																	
	1336	7	QUERIN		1						27	A	KILFORD																										
	1343	6	J INGE		11	1	11		1	4	13	S	KILFORD (2)																										
3	2555	22	P INGE	1	1	1	1		11	4	23	P	MCCONNELL	T	1																								
	1344	10	C MANNING								8	S	MORRIS							1	1	2																	
3		9	G LAZARUS	1	1			1		3	15	T	MORRIS		1																								
2	1347	16	J DRAGRAZIO		1111	1111	11		11	7	7	L	ROBERTS	T						1		1																	
	1352	3	M SANTI		1	11	1			3	9	D	ROBERTSON (5)								1	2																	
	1354	5	C SCHICKES	2							24	B	SHELDON (1)	1																									
2	1355	1	J SMITH	1	1	1	1			2	24	C	TUCKER																										
	2682	2	J WHINNEY								25	B	TWIGG																										
4	2534	26	P WITCOMBE		1						29	C	TWIGGS																										
	45	P	ZAMIT	11					1	1	22	N	TWISK		11					1	1	1																	
Time Outs										Totals										Time Outs										Totals									
										7 8 3 8 26																				1 1 3 3 8									

Officials Report

Scorers
1st Team Yes No
2nd Team Yes No

Time Clock
Yes No

Green Card
Yes No

Yellow Card
Yes No

Red Card
Yes No

Correct Starting Time
Yes No

Correct Uniforms
1st Team Yes No
2nd Team Yes No

Comments

Coaches' Voting
Most Valuable Player (Senior & U17 Grades Only)
1. Name J. Langford
Club WV No. 16
2. Name J. Smith
Club WV No. 1
3. Name B. Sheldon
Club N.A. No. 34
(Both Coaches to sign)
Name Mathew Club WV
Signature [Signature]
Name C. [Signature] Club N.A.
Signature [Signature]

Won by WOODVILLE

Signified Correct...

1st Named Team WOODVILLE

2nd Named Team STANFORD

Umpires/Referees

Signature [Signature]

Signature [Signature]

Signature [Signature]

Score 26 to 8

Name DAVID FIDY Club [Signature]

Name MICHAEL COONE Club [Signature]

Name [Signature] Club [Signature]

1st Named Team WOODVILLE

2nd Named Team NORTH ADELAIDE

LSA No.	No.	Initials	Surname (In Alphabetical Order)	Penal	Assist	Goals				Total	LSA No.	No.	Initials	Surname (In Alphabetical Order)	Penal	Assist	Goals				Total
						1	2	3	4								1	2	3	4	
	15	M	BEAR BOERING					1		1		42	B	ALFORD				1			1
	20	A	CARDWELL									18	B	CHARLES (c)							
	13	S	FISHER	1				1		1		12	R	GASPARI		111				1	1
	7	S	QUERIN	1								27	A	KILFORD							
	6	J	INGE			11	11		1	5		13	S	KILFORD (c) (2)							
	22	P	INGE (3)	1		11	11			4		23	P	M'CONNELL	11						
	10	C	MANNING									8	S	MORRIS				1	1		2
	9	G	LAZARUS (3)	1				11		2		15	T	MORRIS (3)							
	16	J	DANGRAZIS (1)			1111	1111	11		7		7	L	ROBERTS	1						1
	3	M	SANTI			11		1		3		9	Don	ROBERTSON				1			2
	5	C	SHICKER	2								34	B	SHELDON (1)							
	1	J	SMITH (3)			1		1		2		24	C	TUCKER							
	2	J	WHINNEN									25	B	TWIGGS							
	26	P	WITCOMB (3)									29	C	TWIGGS							
	45	P	ZAMIT	11						1		22	N	TWISK		11			1		1
						Totals											Totals				
						7	8	3	8	26							1	1	1	33	8

Officials Report

Scorers
 1st Team Yes No
 2nd Team Yes No

Time Clock
 Yes No

Green Card
 Yes No

Yellow Card
 Yes No

Red Card
 Yes No

Correct Starting Time
 Yes No

Correct Uniforms
 1st Team Yes No
 2nd Team Yes No

Comments

Coaches' Voting
 Most Valuable Player (Senior & U17 Grades Only)
 1. Name J. Prange
 Club WDA No 16
 2. Name J. Smith
 Club WDA No 2
 3. Name B. Sheldon
 Club NPA No 34
 (Both Coaches to sign)
 Name C. Talbot Club NPA
 Signature C. Talbot
 Name Michael Gaudie Club NPA
 Signature Michael Gaudie

Won by WOODVILLE

Umpires/Referees

Score 26 to 8

Signified Correct... [Signature]

Signature [Signature]

Name DAVID EYRE Club [Blank]

1st Named Team [Signature]

Signature [Signature]

Name MICHAEL GAUDIE Club [Blank]

2nd Named Team [Signature]

Signature [Signature]

Name [Blank] Club [Blank]

1st Named Team E.T.P

2nd Named Team BURNSIDE

LSA No.	No.	Initials	Surname (In Alphabetical Order)	Penal	Assist	Goals				Total	LSA No.	No.	Initials	Surname (In Alphabetical Order)	Penal	Assist	Goals				Total
						1	2	3	4								1	2	3	4	
	16	T	BARUCH		'		'	'		2		14	S	BROOKES		'					2
	36	M	BROWN									22	S	DANSON		'					2
	9	N	BROWN (2)	"								2	C	DINARDI							
	8	K	DEN OYER				'	'		2		9	C	GOWER		'					
	15	J	ECKENHOFF (5)	"	'		'	'		3		30	J	KATZENBERG							
	11	S	GILL									72	D	KILDERRY							
	27	S	GILL	'								28	S	KINCY							
	14	B	LANGSTRETH	"				'		1		44	N	LITCHFIELD (1)	'						
	22	T	MINDREN	2								24	B	MARTIN							
	18	R	PEARCE	"								7	P	MARSHALL		'					
	12	S	PETERSON (1)	T	"	"	'	'		4		27	B	MUXLOW (2)	'						
	6	T	POLAND				'			1		18	N	MUXLOW (3)	'						
	1	G	STEELE	'	"					2		21	S	Olesen							
	37	S	VICKERY (3)	'								29	M	SINCLAIR ROSS					'	'	2
	10	T	VICKERY (4)	'								6	K	SANDON (4)							1

Time Outs Totals 06 | 16 | 13 Time Outs Totals 30 | 31 | 7

Won by EAST TORRENS Umpires/Referees Score 13 to 7

Signified Correct Signatures: [Signature] Name M. POLDEN Club _____

1st Named Team [Signature] Signatures: [Signature] Name S. RETALICK Club _____

2nd Named Team [Signature] Signatures: [Signature] Name P.J. MCCORMACK Club _____

White Copy to REGISTRAR Blue Copy to CLUB Yellow Copy to UMPIRES/REFEREES

Officials Report

Secrets		
Ref Team	Yes	No
Opp Team	Yes	No
Time Clock	Yes	No
Green Card	Yes	No
Yellow Card	Yes	No
Red Card	Yes	No
Correct Starting Time	Yes	No
Correct Linesmen	Yes	No
Comments:		
Grounds/Referee		
Club/League		
Player/Official		
Signature		
Date		

1st Named Team E.T.P. 2nd Named Team BURNSIDE

LSA No.	No.	Initials	Surname (In Alphabetical Order)	Penal	Assist	Goals				Total	LSA No.	No.	Initials	Surname (In Alphabetical Order)	Penal	Assist	Goals				Total
						1	2	3	4								1	2	3	4	
	16	T	BARUCH		1	1			1	7	1100	14	S	BROOKES	5	1		11			2
	36	M	BROWN								1105	22	S	DAWSON			1				2
	9	N	BROWN	11								2	C	DINARDI							
	8	K	DEN OTTER				1	1		2		9	C	GOWER	1						
	15	J	ECKENHOFF	11	1	1			11	3		30	V	KATZENBERG							
	11	S	GILL									TKD		KILDERRY							
	27	S	GILL	1								28	S	KINCY							
	14	B	LANGSTRETH	11				1	1			44	W	LITCHFIELD	1	11					
	22	T	MILDREW	2								24	B	MARTIN							
	18	R	PEARCE	11								7	P	MARSHALL	1	1					
	12	S	PETERSON	1	1	111		1	4			27	B	MUXLOW	2						
	6	T	POLAND			14			1			18	N	MUXLOW	3	1					
	1	G	STEELE	1	11							21	S	OLESEN							
	37	S	VICKERY	1								29	M	SINCLAIR ROSS					1	1	2
	10	T	VICKERY									6	K	SANDOW	4				1		1
<i>[Signature]</i>											<i>[Signature]</i>										
Time Outs <u>1/1/1</u>											Time Outs <u>1/1/1</u>										
Totals - <u>6</u> 7 <u>13</u>											Totals <u>3</u> - <u>8</u> <u>17</u>										

Officials Report

Scorers
1st Team Yes No
2nd Team Yes No

Time Clock
Yes No

Green Card
Yes No

Yellow Card
Yes No

Red Card
Yes No

Correct Starting Time
Yes No

Correct Uniforms
1st Team Yes No
2nd Team Yes No

Comments

Coaches' Voting
Most Valuable Player (Senior & U17 Grades Only)

1. Name S. PETERSON
Club ETP No. 12

2. Name W. LITCHFIELD
Club BUR No. 44

3. Name N. BROWN
Club ETP No. 9

(Both Coaches to sign)
Name B. CARROLL Club BUR
Signature [Signature]
Name T. HALL Club ETP
Signature [Signature]

Won by E.T.P. Umpires/Referees [Signature] Score 13 to 7
 Signified Correct... Signature [Signature] Name M. POLDEN Club _____
 1st Named Team [Signature] Signature [Signature] Name P. J. MCCONNERY Club _____
 2nd Named Team [Signature] Signature [Signature] Name S. RETALLICK Club _____

1st Named Team Sturt 2nd Named Team Woodville

LSA No.	No.	Initials	Surname (In Alphabetical Order)	Penal	Assist	Goals				Total	LSA No.	No.	Initials	Surname (In Alphabetical Order)	Penal	Assist	Goals				Total			
						1	2	3	4								1	2	3	4				
	72	S	Anderson (3)						12		22	P	INGE											
2187	4	C	Averay								6	J	INGE (3)											
	49	C	de Mello								10	C	MANNING											
2031	26	M	Falloon								5	C	SCHICKER (4)											
	51	A	Fitzgerald.								21	L	OSWALD											
2036	31	Ma	Forbes								45	P	ZAMMIT											
2037	34	Mi	Forbes								1	J	SMITH (1)											
2185	29	J	Kirkwood	2					-1		26	D	WITCOMB											
2049	22	A	Machner (5)								2	J	WHANNEN											
2191	14	C	McAuley								12	J	KORRASI											
2057	16	M	Norton						21		15	B	ZAMMIT											
2089	3	A	Stone (4)						-1		3	B	SANTI (2)											
2070	33	R	Stone (1)								20	A	CALDWELL											
	47	M	Norrall (2)						3		16	J	PANGRAZIG (5)											
											7	S	GUERIN											
											13	S	FISHER											
														knocked In:										
											Totals				3		5		5		4		17	

Won by Woodville
Signified Correct...
1st Named Team Medbury
2nd Named Team Woodville

Umpires/Referees
Signature M. Talden Name _____ Club _____
Signature D. Campbell Name _____ Club _____
Signature _____ Name _____ Club _____

Score 17 to 7

Officials Report

Scorers
Time Clock
Green Card
Yellow Card
Red Card
Correct Starting Time
Correct Uniforms
Cottontails
Coach's Voting
Goalkeeper Player
Goalkeeper Club

1st Named Team STURT

2nd Named Team WOODVILLE

LSA No.	No.	Initials	Surname (In Alphabetical Order)	Penal	Assist	Goals				Total	LSA No.	No.	Initials	Surname (In Alphabetical Order)	Penal	Assist	Goals				Total											
						1	2	3	4								1	2	3	4												
	72	S	ANDERSON	F									22	P	INGE																	
2187	4	C	AVERAY		11		1	1		(3)	6	J	INGE		111		1														2	
	49	C	deMELLO	T							10	R	MANNING																			
2034	26	M	FALLOON							(4)	5	C	SCHICKER		1																	
	51	A	FITZGERALD								21	K	OSLUND																			
2036	31	M	FORBES								45	P	ZAMMIT		TTT															2		
2037	34	M	FORBES							(1)	1	J	SMITH		T1		1		1											2		
2185	29	F	KIRKWOOD		2						26	D	WITCOMBE																	1		
2049	22	A	MACHNER								2	T	WHINNEY		1															1		
2191	14	C	McAULEY			1			1		15	B	ZAMMIT																			
2057	16	M	NORTON		1	1		1	2	(2)	3	B	M SANTI		11		1													5		
2069	3	A	STONE		T11						20	A	CALDWELL																			
2070	33	R	STONE				1	1	3	(3)	16	J	PONROZIO		111		1													2		
	47	M	WORRALL		111						7	S	SUWIN		11		1													1		
											13	S	FISHER																	1		
													KNOCK IN																	1		
Totals 2-3 2 7										Totals 3 5 5 4 17																						

Won by WOODVILLE Umpires/Referees Score 17 to 7
 Signified Correct...
 1st Named Team Midgley Signature [Signature] Name Poldeen Club
 2nd Named Team W.A. Signature [Signature] Name Campbell Club

Officials Report

Scoring
 Full Back: Yes No
 Goal Keeper: Yes No
 Field Clerk
 Yes No
 Green Card
 Yes No
 Yellow Card
 Yes No
 Red Card
 Yes No

Correct Starting Time
 Yes No

Correct Uniforms
 1st Team: Yes No
 2nd Team: Yes No

Governing
 Yes No

Coach's Young
 Yes No

1st Named Team EAST TORRENS PAYNEHAM

2nd Named Team GLENELG

LSA No.	No.	Initials	Surname (In Alphabetical Order)	Penal	Assist	Goals				Total	LSA No.	No.	Initials	Surname (In Alphabetical Order)	Penal	Assist	Goals				Total
						1	2	3	4								1	2	3	4	
	16	T	BARUCH			1				2	1365	5	RE	ALFORD							1
	36	M	BROWN (4)								1366	15	RY	ALFORD	T						
	9	N	BROWN (2)	T							1371	13	N	BOLTON (4)	T						
	8	K	DEN OPPER						1	1	1373	18	G	BRYANT	IT						
	15	J	ECKENHOFF	T					1	1	1393	2	P	GREENHALGH					1		1
	11	S	GILL								2523	9	A	LAWMAN				1		1	4
	25	C	KIRTON								1407	16	D	LYONS							
	14	B	LANGSTRETH								1416	1	S	MORTIMER (1)							1
	18	R	PEARCE								1419	3	N	MORTON (3)							1
	12	S	PETERSON						2	2	1428	6	S	ROBB							1
	6	T	POLAND						1	1	1432	4	D	ROMANES (3)	T						1
	19	A	RUPPEL								1445	11	M	STILGOE (2)							
	1	G	STEELE (5)						2	2	1450	17	N	WERT							
	37	S	VICKERY (3)								1453	7	P	WHITE							1
	10	T	VICKERY (1)								1459	12	T	WITT							1
						Totals 2 4 2 1 9										Totals 3 1 2 5 11					

Officials Report

Goalposts: 1 2 3 4

Time Clock: Yes No

Green Card: Yes No

Yellow Card: Yes No

Red Card: Yes No

Correct Starting Time: Yes No

Correct Uniforms: Yes No

Comments:

Coaches' Meeting: Yes No

Won by Glenelg Score 11 to 9

Signified Correct... Umpires/Referees

1st Named Team Payneham Signature [Signature] Name D. EYDE Club _____

2nd Named Team Glenelg Signature [Signature] Name S. RETALLICK Club _____

Report from GLENELGClub GL Date 24/5/2008

Round _____

Grade LACROSSE (Males) (Women)1st Named Team EVES TORRES PYNEMAN2nd Named Team GLENELG

LSA No.	No.	Initials	Surname (In Alphabetical Order)	Penal	Assist	Goals				Total	LSA No.	No.	Initials	Surname (In Alphabetical Order)	Penal	Assist	Goals				Total
						1	2	3	4								1	2	3	4	
	16	T	BARUCH						2	1365	5	Re	ALFORD								1
	36	M	BROWN							1366	15	RY	ALFORD								
	9	N	BROWN							1371	13	N	BOLTON								
	8	K	DEW OTTER						1	1373	18	G	BRYANS								
	15	J	ECKENHOFF						1	1393	2	P	GREENHALGH								
	11	S	GILL							2523	9	A	LAWMAN								4
	25	C	KIRTON							1457	16	D	LYONS								
	14	B	LANGSTRETH							1416	1	S	MORTIMER								1
	18	R	PODACE							1419	3	N	MORTON								1
	12	S	PETERSON						2	4428	6	S	ROBB								1
	6	T	POLAND						1	1432	4	D	ROYANS								1
	19	A	ROOPER							1445	11	M	STILGEE								1
	1	G	STRELE						2	1450	17	N	WENT								
	37	S	VICKERY							1453	7	P	WHITE								1
	10	T	VICKERY							1459	12	T	WITT								1
Time Outs <input checked="" type="checkbox"/>						Totals 2 4 2 1 9					Time Outs <input checked="" type="checkbox"/>						Totals 3 1 2 5 11				

Won by GLENELG

Signified Correct...

1st Named Team [Signature]2nd Named Team [Signature]

Umpires/Referees

Signature [Signature]Signature [Signature]

Signature _____

Score 11 to 9Name D. HIRE Club _____Name S. RETALLICK Club _____

Name _____ Club _____

SCORES		
1st Team	Yes	No
2nd Team	Yes	No
Time Clock	Yes	No
Green Card	Yes	No
Yellow Card	Yes	No
Red Card	Yes	No
Correct Starting Time	Yes	No
Correct Uniform	Yes	No
Comments	_____	
Checked/Printed	_____	

1st Named Team

West Torrens

2nd Named Team

Brighton

LSA No.	No.	Initials	Surname (In Alphabetical Order)	Penal	Assist	Goals				Total	LSA No.	No.	Initials	Surname (In Alphabetical Order)	Penal	Assist	Goals				Total	
						1	2	3	4								1	2	3	4		
2084	18	D	EDWARDS								16	R	EDWARDS									
2765	6	M	HARLEY								21	J	EDWARDS									
868	3	R	HOOPER								9	T	FREDMAN 5	T								6
905	35	R	SIMPSON				1		1		6	R	HAMILTON									1
3179	23	A	GLAZBROOK								23	M	MANCAX 1			"				1		5
874	8	E	JOHNSTON (3)								1	B	PETTELLOVE			1						1
886	N	P	MUNDY								20	W	PICKETS 2		1	1						4
3178	25	J	GLAZBROOK								7	B	PRIDHAM							1		1
906	40	D	SLOAN (1)								4	L	PRIDHAM			1					1	1
	32	M	HEARD								18	L	PERMAN									1
857	34	S	BENNETT								15	T	RAYMOND		"						1	1
898	36	D	RIHADSON								10	J	SCHMIST 3									3
	19	J	SCHAR								2	C	SMITH									
2114	32	H	PEARIE (2)								5	H	WADSOLE									1
893	22	F	PHAM								17	J	WOODS RD 4									4
2770	12	L	LITTLE																			
										<p style="text-align: center;"><i>[Large Signature]</i></p>												
Time Outs <u>1/1</u>										Time Outs <u>1/1</u>												
Totals <u>0</u> <u>0</u> <u>1</u> <u>0</u> <u>1</u>										Totals <u>10</u> <u>4</u> <u>6</u> <u>11</u> <u>31</u>												

Won by BRIGHTON
 Signified Correct...
 1st Named Team
 2nd Named Team

Umpires/Referees
 Name Michael Gordie Club _____
 Name HARPER Club _____

Score 31 to 1

Officials Report

Scorers	Time Clocks	Green Card	Yellow Card	Red Card	Control Starting Tank	Control Uniforms	Comments
1st Name No. 2nd Name No.	1st Name No. 2nd Name No.	1st Name No. 2nd Name No.	1st Name No. 2nd Name No.	1st Name No. 2nd Name No.	1st Name No. 2nd Name No.	1st Name No. 2nd Name No.	

1st Named Team NTH ADELAIDE

2nd Named Team BURNSIDE

LSA No.	No.	Initials	Surname (In Alphabetical Order)	Penal	Assist	Goals				Total	LSA No.	No.	Initials	Surname (In Alphabetical Order)	Penal	Assist	Goals				Total
						1	2	3	4								1	2	3	4	
42	B	ALFORD								1100	14	S	BROOKES (4)		1			1	1		3
18	B	CHARLES		T						1105	22	S	DAWSON		11			1		1	2
12	R	GASPARI			1			1	1		2	C	DINARDI (1)				1	1	1	1	5
27	A	KILFORD								1114	9	C	GOWER								
13	S	KILFORD								1100	30	J	KATZENBERG								
23	P	MCCONNELL			1177					1101	72	D	KILDERRY								1
8	S	MORRIS (5)				1		1	2		28	S	KINCY								1
15	T	MORRIS								1170	44	W	LITCHFIELD							11	2
7	L	ROBERTS (4)			11	1			1	1178	7	P	MARSHALL	1	1						1
9	Den	ROBERTSON					1		1		24	B	MARTIN	1	1						1
34	B	SHELDON (1)		T						1134	27	B	MUXLOW (3)								
24	C	TUCKER (2)				1	1	1	3	1135	18	N	MUXLOW (2)		1						
25	B	TWIGGS							1		21	S	OLESEN								1
29	C	TWIGGS			1				1	3148	29	M	SINCLAIR ROSS (5)							1	1
22	N	TWISK (3)				11		1	3	608		K	SANDOW								
<i>P. V. Keary</i>											<i>P. V. Keary</i>										
Time Outs <u>11/1</u>											Time Outs <u>1/11</u>										
Totals <u>5</u> <u>2</u> <u>2</u> <u>3</u> <u>12</u>											Totals <u>-5</u> <u>4</u> <u>6</u> <u>15</u>										

Won by BURNSIDE

Signified Correct...

1st Named Team NTH ADELAIDE

2nd Named Team BURNSIDE

Umpires/Referees

Signature *P. V. Keary*

Signature *M. Bendall*

Signature *A. I. ...*

Score 15 to 12

Name P. V. Keary Club _____

Name M. Bendall Club _____

Name A. I. ... Club _____

Officials Report

Time Check Yes No

Green Card Yes No

Yellow Card Yes No

Red Card Yes No

Contact Starting Time Yes No

Contact Uniform Yes No

Comments

Signature *P. V. Keary*

1st Named Team NORTH ADELAIDE 2nd Named Team BURNSIDE

LSA No.	No.	Initials	Surname (In Alphabetical Order)	Penal	Assist	Goals				Total	LSA No.	No.	Initials	Surname (In Alphabetical Order)	Penal	Assist	Goals				Total
						1	2	3	4								1	2	3	4	
	42	B	ALFORD								14	S	BROOKES (4)								3
	18	B	CHARLES								22	S	DAWSON								2
	12	R	GASPARI						1-1		2	C	DINARDI (1)								5
	27	A	KILFORD								9	C	GOWER								
	13	S	KILFORD								30	J	KATZENBERG								
	23	P	MCCONNELL								72	D	KILDERY								
	8	S	MORRIS (5)								28	S	KINCY								1
	15	T	MORRIS								44	W	LITCHFIELD								1
	7	L	ROBERTS (4)						1-3		7	P	MARSHALL								2
	9	Don	ROBERTSON								24	B	MARTIN								1
	34	B	SHELDON (1)								27	B	MUXLOW (3)								
	24	C	TUCKER (2)						3		18	N	MUXLOW (2)								
	25	B	TWIGGS								21	S	OLESEN								
	29	C	TWIGGS						1-1		29	M	SINCLAIR ROSS (5)								
	22	N	TWISK (3)						3		6	K	SANDON								
<i>P. Vickery</i>											<i>P. Vickery</i>										
Time Outs <u>11</u>											Time Outs <u>11</u>										
Totals <u>5</u> <u>2</u> <u>2</u> <u>3</u> <u>12</u>											Totals <u>0</u> <u>5</u> <u>4</u> <u>6</u> <u>15</u>										

Won by BURNSIDE

Signified Correct...

1st Named Team NORTH ADELAIDE

2nd Named Team BURNSIDE

Umpires/Referees

Signature P. Vickery

Signature M. Bendall

Signature Cat Buchanan

Score 15 to 12

Name P. VICKERY Club _____

Name M. BENDALL Club _____

Name Cat Buchanan Club _____

Officials Report

Score: _____

Time Clock: _____

Green Card: _____

Yellow Card: _____

Red Card: _____

Correct Starting Time: _____

Correct Uniforms: _____

Comments: _____

Coaching: _____

1st Named Team Glenelg

2nd Named Team Sturt

LSA No.	No.	Initials	Surname (In Alphabetical Order)	Penal	Assist	Goals				Total	LSA No.	No.	Initials	Surname (In Alphabetical Order)	Penal	Assist	Goals				Total
						1	2	3	4								1	2	3	4	
	15	Ry	Alford								72	S	Anderson								
	13	N	Bolton							2187	4	C	Averay								
	18	G	Bryant	TT							49	C	de Mello								
	2	P	Greenhalgh						2	2034	26	M	Falloon								
	9	A	Lawman						2	2037	34	Mi	Forbes	T							
	10	D	Lyons	TT						2044	69	A	Hamilton								
	5	J	Hinds							2185	29	J	Kirkwood								
	1	S	Martimer	T					1	2049	22	A	Macherer ①								
	3	N	Morton						7	2191	14	C	McAuley								2
	6	S	Robb						2	2057	16	M	Norton								
	4	D	Royans						1	2069	3	A	Stone ②	TTT							
	11	M	Stilgce							2070	33	R	Stone	TTTT							
	17	N	Went							2073	6	B	Tuck ③								
	7	P	White							2966	19	N	Wapper								
	12	T	Witt						2		47	M	Worrall								
										<i>[Handwritten Signature]</i>											
										<i>[Handwritten Signature]</i>											
Time Outs <input checked="" type="checkbox"/> <input checked="" type="checkbox"/>										Time Outs <input type="checkbox"/> <input type="checkbox"/>											
Totals 7 4 2 4 17										Totals 1 2 0 2 5											

Officials Report

Referee:

Time Clock:

Green Card:

Yellow Card:

Red Card:

Correct Starting Time:

Correct Uniforms:

Comments:

Coaches Voting:

Won by Glenelg Umpires/Referees Score 17 to 5

Signified Correct... *[Signature]* Signature THYSSEN Name [Signature] Club _____

1st Named Team [Signature] Signature P McNicol Name [Signature] Club _____

2nd Named Team Maveray Signature _____ Name _____ Club _____

1st Named Team GLENELG

2nd Named Team STURT

LSA No.	No.	Initials	Surname (In Alphabetical Order)	Penal	Assist	Goals				Total	LSA No.	No.	Initials	Surname (In Alphabetical Order)	Penal	Assist	Goals				Total
						1	2	3	4								1	2	3	4	
1366	16	RY	ALFORD		i		1			1/1	72	S	ANDERSON							1	1
1371	13	N	BOLTON		i						4	C	AVERY								
1373	18	G	BRYANT		i						49	C	DE MELO								
1383	2	P	GREENHALGH				1		1	2	26	M	FALLOON		i						
2523	9	A	LAWMAN		i	ii				2/1	34	MI	FORBES		i						
1407	16	D	LYONS	TT							69	A	HAMILTON								1
	5	J	HINDS								29	J	KIRKWOOD								1
1416	1	S	MORTIMER		i					1/1	22	A	MACHNER								
1419	3	N	MORTON			iii	i		ii	7	16	M	NORTON		ii						
1428	6	S	ROBB		ii		1			1/2	3	A	STONE		TTTT						
1432	4	D	ROYANS						1	1	33	R	STONE		TTTT						
1445	11	M	STIGONE								6	B	TUCK								
1450	17	N	NENT		i						19	N	WAPPER								
1453	7	P	WHITE								47	M	WORRELL								
1459	12	T	NITT			1		1		2	14	C	McAULEY				ii				2
											<i>[Handwritten Signature]</i>										
											<i>[Handwritten Signature]</i>										
Time Outs <input checked="" type="checkbox"/> <input checked="" type="checkbox"/>											Time Outs <input checked="" type="checkbox"/> <input checked="" type="checkbox"/>										
Totals 7 4 2 4 17											Totals 1 2 - 2 5										

Won by GLENELG
 Signified Correct...
 1st Named Team GLENELG
 2nd Named Team McAULEY

Umpires/Referees
 Signature M. Palden
 Signature THOMSEN
 Signature D. McNICOL

Score 17 to 5
 Name [Signature] Club _____
 Name [Signature] Club _____
 Name [Signature] Club _____

Officials Report

Scorers
 Referee
 Umpire
 Ground Clerk
 Goalie
 Yellow Card
 Red Card
 Correct Starting Time
 Correct Lineup
 Completed

[Handwritten notes and signatures in the box]



1st Named Team WOODVILLE

2nd Named Team _____

LSA No.	No.	Initials	Surname (In Alphabetical Order)	Penal	Assist	Goals				Total	LSA No.	No.	Initials	Surname (In Alphabetical Order)	Penal	Assist	Goals				Total								
						1	2	3	4								1	2	3	4									
	22	P	INGE	1	1							16	T	BARUCH (1)	1	1	1	1	0	1	4								
	6	J	INGE	1	1		1	1		3		36	M	BROWN															
	10	C	MANNING									9	N	BROWN	11														
	5	C	SCHIKER	1								8	K	DEN OTTER							1								
	21	L	OSWALD									15	J	ECKENHOFF (4)	1	1	1	1	1		3								
	45	P	ZAMMIT	11								11	S	GILL															
	1	J	SMITH			1				1		25	C	KIRTON															
	26	P	WITCOMB									14	B	LANGSTRETH	1	1					1								
	2	J	WHINNEN	1								18	R	PEARCE (3)	1														
	15	B	ZAMMIT				1					12	S	PETERSON			1				1								
	3	M	SANTI	11	1	1	1			4		6	T	POLAND	11				1		2								
	20	A	CALDWELL	1								19	A	RUPPAL	1														
	16	J	PANGRAZIO	1			1			2		1	G	STEELE (5)	1	1	1	1			2								
	7	S	GUERIN	1								37	S	VICKERY															
	13	S	FISHER				1			1		10	T	VICKERY (2)															
Time Outs										Totals										Totals									
										1 2 3 5 11										2 2 2 7 14									

Officials Report

Referee: _____

Time Clock: _____

Green Card: _____

Yellow Card: _____

Red Card: _____

Correct Starting Time: _____

Correct Uniform: _____



Comments: _____

Won by EAST TORRENS
 Signified Correct M. Richardson
 1st Named Team LEE VICKERY
 2nd Named Team _____

Umpires/Referees
 Signature [Signature] Name Brian Peake Club _____
 Signature [Signature] Name M. Carter Club _____
 Signature [Signature] Name KOBUS STEVENS Club CTD

Score 11 to 14

1st Named Team Woodville 2nd Named Team E.T.P.

LSA No.	No.	Initials	Surname (In Alphabetical Order)	Penal	Assist	Goals				Total	LSA No.	No.	Initials	Surname (In Alphabetical Order)	Penal	Assist	Goals				Total
						1	2	3	4								OT	1	2	3	
5	22	P	Inge		1					1	16	T	BARROCH (1)	1			1	1			1
2	6	J	Inge		1		1	1		3	36	M	BROWN								
	10	C	Manning								9	N	BROWN	11							
3	5	C	Schikery								8	K	Denotter								1
	21	L	Oswald								16	J	Eckenoff (4)	1	1			1	1		
	45	P	Zammit	11							11	S	Gill								
	1	J	Smith			1			1		25	C	Kierlan								
(1)	26	P	Witcomb								14	B	Langstreth	1	1						1
	2	J	Whinnen	T							18	R	Peattie (3)	1							
	12	F	Verrast								12	S	Peterson		1						
	15	B	Zammit								6	T	Pohand	11							1
4	3	M	Santi	11	1	1	1	1	4		19	A	Ruppah (5)	T							1
	20	A	Caldwell	1							1	C	Steele (5)								1
	16	J	Pangrazio	11					1		31	S	Vickery								1
	7	S	Guerin	111							10	T	Vickery (2)								
	13	S	Fisher				1		1												
																					
Time Outs <input checked="" type="checkbox"/>											Time Outs <input checked="" type="checkbox"/>										
Totals 1 2 3 A 1											Totals 2 2 2 4 1										

Officials Report

Score: _____ to _____

Time Check: Yes No

Green Card: Yes No

Yellow Card: Yes No

Red Card: Yes No

Correct Starting Time: Yes No

Correct Uniforms: Yes No

Comments:

Coaching: Yes No

Referee: Yes No

Umpire: Yes No

Timekeeper: Yes No

Scorekeeper: Yes No

Other: Yes No

Won by E.T.P. Umpires/Referees Name Brida Peak Club _____
 Signified Correct... Signature [Signature] Name M. Chisel Club _____
 1st Named Team M. Richardson Signature [Signature] Name Robin Stevens Club E.T.P.
 2nd Named Team LEE V. CHERRY Signature [Signature]

1st Named Team WEST TORRENS

2nd Named Team BURNSIDE

LSA No.	No.	Initials	Surname (In Alphabetical Order)	Penal	Assist	Goals				Total	LSA No.	No.	Initials	Surname (In Alphabetical Order)	Penal	Assist	Goals				Total						
						1	2	3	4								1	2	3	4							
		S	BRADY								14	S	BROOKES		11						11	3					
	18	D	LEWIS								28	O	BROWN									2					
	12	L	LITTLE								22	S	DAWSON														
	6	M	HARLEY	T							9	C	GOWER		11												
	8	J	HARLEY	T							30	J	KATZENBERG														
	35	R	SIMPSON								7	D	KILDERRY														
	32	H	PEARCE								47	S	LANG														
	14	P	MURRAY								44	W	LITCHFIELD									1					
	36	D	RICHARDSON								7	P	MARSHALL														
	22	K	PHAM						1		24	B	MARTIN									2					
	13	D	JOHNSTON						2		27	B	MUXLOW														
	34	S	BENNETT								18	N	MUXLOW														
	19	J	SCHAR								21	S	OLESEN														
	5	M	HEATH								20	M	SINCLAIR ROSS									2					
											4	T	WATT									3					
																				Totals				3	3	3	5

Time Outs 1/1

Totals 111-3

Time Outs 1/1

Totals 33365

Won by BURNSIDE

Umpires/Referees

Score 3 to 14

Signified Correct... OK

Signature [Signature] Name D. VICKERY Club _____

1st Named Team West Torrens

Signature [Signature] Name P. VICKERY Club _____

2nd Named Team Graz Campbell

Signature [Signature] Name CRAIG JAEGER Club _____

Officials Report

Scorers
1st Team Yes No
2nd Team Yes No

Time Clock
Yes No

Green Card
Yes No

Yellow Card
Yes No

Red Card
Yes No

Correct Starting Time
Yes No

Correct Uniforms
1st Team Yes No
2nd Team Yes No

Comments

Coaches' Voting
Most Valuable Player
(Senior & U17 Grades Only)

1. Name _____ Club _____ No. _____
2. Name _____ Club _____ No. _____
3. Name _____ Club _____ No. _____

(Both Coaches to sign)
Name _____ Club _____
Signature _____
Name _____ Club _____
Signature _____

1st Named Team West Torrens

2nd Named Team Burnside

LSA No.	No.	Initials	Surname (In Alphabetical Order)	Penal	Assist	Goals				Total	LSA No.	No.	Initials	Surname (In Alphabetical Order)	Penal	Assist	Goals				Total	
						1	2	3	4								1	2	3	4		
	18	D	EDWARDS								14	S	BROOKES		"		i			11	3	
	12	L	LITTLE	1							28	O	BROWN									
	6	M	HARLEY	1							22	S	DAWSON	1	1	1					1	2
	8	J	HARLEY	1							9	C	BOWER	1	1	1						1
	35	R	SIMPSON								30	J	LATZOWSKI									
	32	H	PEARCE								72	D	KILGERRY									
	14	P	MUNKS	1							47	S	LANK									
	36	D	RICHARDSON								40	W	LITCHEFIELD	1								
	22	K	PHAM					1	1		7	P	MARSHALL	1	1						1	
	13	D	JOHNSTON	1	1	1			2		24	B	MARDIN				1	1			2	
	34	S	BENNETT								27	B	MVXLOW								1	
	19	J	SCHAR								18	N	MVXLOW	1								
	5	M	HEARD	1							21	S	OLESON									
											29	M	SIMLAROSS				1	1	1	1	5	
											4	T	WEST									
										Totals										Totals		

Officials Report	
Scorers	
1st Team	Yes <input type="checkbox"/> No <input type="checkbox"/>
2nd Team	Yes <input type="checkbox"/> No <input type="checkbox"/>
Time Clock	
Yes <input type="checkbox"/> No <input type="checkbox"/>	
Green Card	
Yes <input type="checkbox"/> No <input type="checkbox"/>	
Yellow Card	
Yes <input type="checkbox"/> No <input type="checkbox"/>	
Red Card	
Yes <input type="checkbox"/> No <input type="checkbox"/>	
Correct Starting Time	
Yes <input type="checkbox"/> No <input type="checkbox"/>	
Correct Uniforms	
1st Team	Yes <input type="checkbox"/> No <input type="checkbox"/>
2nd Team	Yes <input type="checkbox"/> No <input type="checkbox"/>
Comments	
Coaches' Voting	
<i>Most Valuable Player (Senior & U17 Grades Only)</i>	
1. Name.....	
Club.....No.....	
2. Name.....	
Club.....No.....	
3. Name.....	
Club.....No.....	
(Both Coaches to sign)	
Name.....Club.....	
Signature.....	
Name.....Club.....	
Signature.....	



Won by West Torrens
 Signified Correct...
 1st Named Team [Signature]
 2nd Named Team [Signature]

Umpires/Referees
 Signature [Signature] Name D ENNS Club [Blank]
 Signature [Signature] Name P. VICKERY Club [Blank]
 Signature [Signature] Name CRAIG JABBER Club [Blank]

Score 15 to 3

1st Named Team NORTH ADELAIDE

2nd Named Team BRIGHTON

LSA No.	No.	Initials	Surname (In Alphabetical Order)	Penal	Assist	Goals				Total	LSA No.	No.	Initials	Surname (In Alphabetical Order)	Penal	Assist	Goals				Total
						1	2	3	4								1	2	3	4	
	42	B	ALFORD								22	A	CARTER								2
	18	B	CHARLES (5)					1		1	16	B	EDWARDS								
	12	R	GASPARI (5)	1							21	J	EDWARDS								
	27	A	KILFORD (5)	1							9	T	FREEMAN						1	1	5
	13	S	KILFORD								6	R	HAMILTON								
	23	P	MCCONNELL	1							23	M	MANGAN								1
	8	S	MORRIS						2		19	L	PERHAM								2
	15	T	MORRIS								1	B	PETTIGROVE (5)								3
	9	Don	ROBERTSON								5	R	PETTIGROVE								
	34	B	SHELDON (3)	1							20	W	PICKETT (1)								5
	17	N	TARCA								7	B	FRIDHAM								
	24	C	TUCKER								15	T	RAYMOND (2)								
	25	B	TWIGGS (2)								10	J	SCHMIDT	1							2
	29	C	TWIGGS								2	C	SMITH (5)								
	22	N	TWISK (1)						1	1	17	J	WOODFORD (4)								
											-----> KNOCKED IN 										
Time Outs <u>1/1</u>						Totals <u>4</u> <u>3</u> <u>2</u> <u>1</u> <u>10</u>					Time Outs <u>1/1</u>						Totals <u>4</u> <u>5</u> <u>8</u> <u>22</u>				

Won by BRIGHTON
 Signified Correct...
 1st Named Team 3/10/08
 2nd Named Team J. Batholomew

Umpires/Referees
 Signature S. Retailick Name S. RETALICK Club _____
 Signature Campbell Name Campbell Club _____
 Signature K. Plaks Name K. PLAKS Club _____

Officials Report

Supers: _____

Let Team: _____

Time Check: _____

Green Card: _____

Yellow Card: _____

Red Card: _____

Contact Starting Time: _____

Contact Referee: _____

Comments: _____

Handwritten notes and signatures are present in this section.

1st Named Team North Adelaide 2nd Named Team Brighton

LSA No.	No.	Initials	Surname (In Alphabetical Order)	Penal	Assist	Goals				Total	LSA No.	No.	Initials	Surname (In Alphabetical Order)	Penal	Assist	Goals				Total		
						1	2	3	4								1	2	3	4			
	42	B	ALFORD								22	A	CARTER		1					2			
	18	B	CHARLES			1			1		16	B	EDWARDS										
	12	R	GASPARI	1	11						21	J	EDWARDS										
	27	A	KILFORD	11							9	T	FREEMAN							4			
	13	S	KILFORD								6	R	HAMILTON										
	23	P	McCONNELL	11							23	M	MANGAN		1					1			
	8	S	MORRIS			1	1		2		19	L	PERHAM		111					2			
	15	T	MORRIS								1	B	PETTIGROVE		1	1	1	1		3			
	9	Dan	Robertson	1							5	R	PETTIGROVE	1						1			
	34	B	SHELDON	12							20	W	PICKETT	1		111				5			
	17	N	TARCA								7	B	PRIDHAM										
	24	C	TUCKER		1						4	R	PRIDHAM										
	25	B	TWIGGS	1							15	T	RAYMOND							2			
	29	C	TWIGGS		11						10	J	SCHMIDT	111	1					12			
	22	N	TWISK			1111	1		7		2	C	SMITH	4	1					1			
											17	J	WOODFORD	5	11					1			
													KNOCKED IN								1		
						Totals	4	3	2	1	10							Totals	4	5	5	8	22

Won by Brighton

Signified Correct...

1st Named Team North Adelaide

2nd Named Team Brighton

Umpires/Referees

Signature S. Retallick

Signature [Signature]

Signature [Signature]

Score 10 to 22

Name S. RETALLICK Club _____

Name Campbell Club _____

Name KIPLOKS Club _____

Officials Report

Scorers: [] [] [] []

Time Clock: [] [] [] []

Ground Card: [] [] [] []

Referee Card: [] [] [] []

Red Card: [] [] [] []

Correct Starting Time: [] [] [] []

Correct Uniforms: [] [] [] []

Comments: _____

Coaches: [] [] [] []

Other: [] [] [] []



Report from E.P.

Club

Date 10/5/08

Round 3

Grade League Mens/Womens

1st Named Team EAST TORRENS PAYNEHAM

2nd Named Team NORTH Adelaide

LSA No.	No.	Initials	Surname (In Alphabetical Order)	Penal	Assist	Goals				Total	LSA No.	No.	Initials	Surname (In Alphabetical Order)	Penal	Assist	Goals				Total
						1	2	3	4								1	2	3	4	
	36	M	BROWN								42	B	Alford = (5)								
	9	N	BROWN (1)								20	M	BARANSKAS								
	8	K	DEV OYER						1		12	R	GASPARI								
	11	S	GILL (4)						1		27	A	KILFORD = (5)								
	27	S	GILL						1		03	P	McConnell (4)								2
	25	C	KIATON								8	S	MORRIS								
	35 B		LANGSTRETH (2)						1		7	L	ROBERTS								
	18	R	PEARCE (3)						2		9	P/M	ROBERTSON								
	12	S	PETERSON						2		34	B	Steldon (3)								
	6	T	POLAND						3		17	N	TARCA								1
	19	A	RUPPEL						1		24	C	TUCKER								
		C	SEMMLER								25	B	Twiggs (2)								1
	1	G	STEELE (5)						1		29	C	Twiggs								
	37	S	VICKERY								22	N	Twisk								
	10	T	VICKERY								13 S	KILFORD (1)									
						Totals 33										Totals 01214					
Time Outs <u> </u>											Time Outs <u> </u>										

Officials Report

Scorers
 1st Team Yes No
 2nd Team Yes No

Time Clock
 Yes No

Green Card
 Yes No

Yellow Card
 Yes No

Red Card
 Yes No

Correct Starting Time
 Yes No

Correct Uniforms
 1st Team Yes No
 2nd Team Yes No

Comments

Coaches' Voting
 Most Valuable Player
 (Senior & U17 Grades Only)
 1. Name: SAM KILFORD
 Club: AVA No. 13
 2. Name: N BROWN
 Club: ETP No. 9
 3. Name: BLANE STALE
 Club: ETP No. 35
 (Both Coaches to sign)
 Name: DICKY Club: ETP
 Signature: [Signature]
 Name: _____ Club: _____
 Signature: _____

Won by ETP Umpires/Referees Score 11 to 4
 Signified Correct... Signature [Signature] Name M. Palden Club _____
 1st Named Team [Signature] Signature [Signature] Name Barne Bleck Club _____
 2nd Named Team [Signature] Signature _____ Name _____ Club _____

1st Named Team EAST TORREN'S PAYNEHAM 2nd Named Team NORTH ADELAIDE

LSA No.	No.	Initials	Surname (In Alphabetical Order)	Penal	Assist	Goals				Total	LSA No.	No.	Initials	Surname (In Alphabetical Order)	Penal	Assist	Goals				Total																						
						1	2	3	4								1	2	3	4																							
	36	M	BROWN								42	B	ALFORD = (5)																														
	9	N	BROWN								20	M	BARANAUSKAS																														
	8	K	DEN OTTER								12	R	GASPARI																														
	11	S	GILL						24		27	A	KILFORD = (5)																														
	27	S	GILL								23	P	M'CONNELL (4)																														
	25	C	KIRTON								8	S	MORRIS								2																						
	35	B	LANOSTRATH						1		7	L	ROBERTS																														
	18	R	PEARCE								9	Dan	ROBERTSON																														
	12	S	PETERSON						2		34	B	SHELDON (3)																														
	6	T	POLAND						4		17	N	TARCA																														
	19	A	RUFFEL						1		24	C	TUCKER								1																						
		C	SEMMLER								25	B	TWIGGS (2)								1																						
	1	G	STEARNS						1		29	C	TWIGGS								1																						
	37	S	VICKERY								22	N	TWISK																														
	10	T	VICKERY																																								
<i>[Handwritten Signature]</i>										<i>[Handwritten Signature]</i>																																	
Time Outs <u>1/1</u>										Totals <u>3</u> <u>3</u> <u>1</u> <u>4</u> <u>11</u>												Time Outs <u>1/1</u>										Totals <u>0</u> <u>1</u> <u>2</u> <u>1</u> <u>4</u>											

Officials Report

Scorers
1st Team Yes No
2nd Team Yes No

Time Clock
Yes No

Green Card
Yes No

Yellow Card
Yes No

Red Card
Yes No

Correct Starting Time
Yes No

Correct Uniforms
1st Team Yes No
2nd Team Yes No

Comments

Coaches' Voting
Most Valuable Player (Senior & U17 Grades Only)

1. Name S. Kilford
Club NA No. 12

2. Name M. Brown
Club ETP No. 9

3. Name B. Langford
Club ETP No. 35

(Both Coaches to sign)
Name T. Hill Club ETP
Signature [Signature]

Name C. Tolson Club NA
Signature [Signature]

Won by ETP Umpires/Referees Score 11 to 4
 Signified Correct... Signature [Signature] Name M. Polden Club _____
 1st Named Team [Signature] Signature [Signature] Name Brian Peake Club _____
 2nd Named Team [Signature] Signature _____ Name _____ Club _____

1st Named Team Brighton

2nd Named Team Woodville

SPort/Club LSA No.	No.	Initials	Surname (In Alphabetical Order)	Penal	Assist	Goals				Total	LSA No.	No.	Initials	Surname (In Alphabetical Order)	Penal	Assist	Goals				Total									
						1	2	3	4								OT	1	2	3		4	OT							
6375	22	A	CARTER	1	11							22	P	INGE						1	1									
6380	16	B	EDWARDS									6	J	INGE	2	1							11	14						
6381	21	J	EDWARDS	4								10	C	MANNING	4															
6318	9	T	FREEMAN		1	1						5	C	SCHIFER		1								11						
6321	6	R	HAMILTON	1								21	L	OSWALD		1								2						
6402	23	M	MANGAN	5			1	1	1	1		45	P	ZAMMIT	3	11								2						
6408	19	L	PERHAM		11							15	B	ZAMMIT						11				2						
7343	1	B	PETTIGROVE									1	J	SMITH						1	1			2						
6820	5	R	PETTIGROVE				1					26	P	WITCOMB										1						
6348	7	B	PRIDHAM	11								2	J	WHINNENS	T									1						
6349	4	L	PRIDHAM									12	J	VORRASI										1						
6412	15	T	RAYMOND									3	B	SANTI																
7129	10	J	SCHMIDT	11			1					20	A	CALDWELL	T									1						
7134	2	C	SMITH									16	J	PENGRAZIO		1				1				1						
6364	17	J	WOODFORD	11								7	S	GUERIN		1			1					2						
6347	20	W	PICKETT	3		1			1																					
						Totals 3										Totals 4										Totals 4333215				

Officials Report

Scorers
1st Team Yes No
2nd Team Yes No

Time Clock
Yes No

Green Card
Yes No

Yellow Card
Yes No

Red Card
Yes No

Correct Starting Time
Yes No

Correct Uniforms
1st Team Yes No
2nd Team Yes No

Comments

Coaches' Voting
Most Valuable Player (Senior & U17 Grades Only)

1. Name: INGE
Club: RAVE No. 11

2. Name: HAMILTON
Club: RAVE No. 6

3. Name: INGE
Club: RAVE No. 6

(Both Coaches to sign)
Name: [Signature] Club: [Signature]

Signature: [Signature] Club: [Signature]

Won by Woodville
Signified Correct...
1st Named Team Batholomew
2nd Named Team M Richardson

Umpires/Referees
Signature [Signature] Name Campbell Club _____
Signature [Signature] Name THYSSEN Club _____
Signature _____ Name _____ Club _____

Score 14 to 15 X 10 13

1st Named Team Brighton

2nd Named Team Woodville

LSA No.	No.	Initials	Surname (In Alphabetical Order)	Penal	Assist	Goals				Total	LSA No.	No.	Initials	Surname (In Alphabetical Order)	Penal	Assist	Goals				Total
						1	2	3	4								OT	1	2	3	
	22	A	Carter	1	11	1					①	22	P	Inge			1				1
	16	B	Edwards								②	6	J	Inge			1				1
	21	J	Edwards								④	10	C	Manning							
	9	F	Freeman			1	1					5	C	Schiker	M						1
	6	R	Hamilton									21	L	Oswald							
	23	M	Mangan					1	1	1	③	45	P	Zammit	11						
	19	L	ReeHam		11							15	B	Zammit				11			
	1	P	PettGrove									1	J	Smith						1	1
	5	R	PettGrove									26	P	Witcomb							
	7	B	Pridham	11							⑤	2	J	Whinnen							1
	15	T	Raymond									12	J	VORRASI							1
	10	J	Schmidt	11	11			1				3	A	Ganti							
	2	C	Smith									20	A	Caldwell							
	17	J	Woodford	11					11			16	J	Pengrazio						1	1
	20	W	Pickett			1			1			7	S	Guerin						1	1
						Totals 3 2 4 4 1 0											Totals 4 3 3 4 1 1				

Won by Woodville
 Signified Correct...
 1st Named Team Brighton
 2nd Named Team Woodville

Umpires/Referees
 Signature [Signature] Name Campbell Club _____
 Signature [Signature] Name THYSSEN Club _____
 Signature _____ Name _____ Club _____

Score 15 to 14



Official Report

Referee: _____
 Umpire: _____
 Time Clock: _____
 Green Card: _____
 Yellow Card: _____
 Red Card: _____
 Correct Starting Time: _____
 Correct Uniforms: _____
 Comments: _____

Captain: _____
 Coach: _____

1st Named Team Sturt

2nd Named Team West Torrens.

LSA No.	No.	Initials	Surname (In Alphabetical Order)	Penal	Assist	Goals				Total	LSA No.	No.	Initials	Surname (In Alphabetical Order)	Penal	Assist	Goals				Total
						1	2	3	4								1	2	3	4	
	72	S	Anderson (5)						1		17	D	Edwards								
2187	4	C	Averay (2)						4	43	23	A	Glazbrook						1		1
2034	26	M	Falloon						1	1	26	C	Johnston								1
2036	31	Ma	Forbes						1	1	12	L	Little								1
2037	34	Mi	Forbes						1	34	6	M	Harley								1
2044	69	A	Hamilton						1	1	8	J	Harley								1
2185	29	J	Kirkwood						1	21	35	K	Simpson								1
2049	22	A	Machner						1	2	32	H	Pearce								1
2191	14	C	McAuley						1	2	14	P	Mundy								1
2057	16	M	Norton						1	2	36	D	Richardson								1
2069	3	A	Stone						1	1	40	D	Sloan								1
2070	33	R	Stone (4)						1	1	27	K	Pham								1
2073	6	B	Tuck (1)						1	3	34	S	Bennett								1
2966	19	N	Wapper						1	3	13	D	Johnston								1
	47	M	Worrall (3)						1	1											1
																					
										Totals 0 1 0 1 2											
Time Outs <input checked="" type="checkbox"/>										Time Outs <input checked="" type="checkbox"/>											

Won by Sturt
 Signified Correct...
 1st Named Team McAuley
 2nd Named Team _____

Umpires/Referees
 Signature [Signature]
 Signature [Signature]
 Signature _____

Score 19 to 2
 Name McAuley Club _____
 Name CLAU JEEGER Club STURT
 Name _____ Club _____

Officials Report

Scorers
 Time Clock
 Green Card
 Yellow Card
 Red Card
 Correct Starting Time
 Correct Uniforms
 Comments



Report from West Torrens Club Date 10/5/08 Round 3 Grade AGRADE Mens / Womens

1st Named Team Sturt 2nd Named Team West Torrens

LSA No.	No.	Initials	Surname (In Alphabetical Order)	Penal	Assist	Goals				Total	LSA No.	No.	Initials	Surname (In Alphabetical Order)	Penal	Assist	Goals				Total								
						1	2	3	4								1	2	3	4									
72	S		ANDERSON					1			17	J	EDWARDS																
4	C		AVENAY						4		23	A	CLARROCK																
26	M		FALDON								26	C	DANKSTON									1							
37	M		FORBES					1	1		12	L	LITTLE																
34	M		FORBES					1	1		6	M	HARLEY																
69	A		HAMILTON						3		8	J	HARLEY																
29	J		KIRKWOOD						2		35	R	SIMPSON																
22	A		MACLIVER								32	H	PEARCE																
14	C		MCALVAY						2		14	P	MUNBY																
16	M		NORTON		"				2		36	D	RICHARDSON																
3	A		STONE								40	D	SLAN									1							
33	R		STONE								27	K	PHAM																
6	B		TUCK								34	S	BENNETT																
19	H		WATTEZ			"			2		13	D	JOHNSTON																
47	M		WORRALL																										
						Totals				6	3	6	4	19							Totals				0	1	0	1	2

Officials Report

Score Sheet
 1st Team: [] 2nd Team: []
 Time Clock
 Green Card
 Yellow Card
 Red Card
 Correct Starting Time
 Correct Uniforms
 Comments
 Coaches Meeting

Won by Sturt Umpires/Referees Score 19 to 2
 Signified Correct... Name MICHAEL Club
 1st Named Team Maverley Signature [Signature] Name CRAIG JOELER Club STURT
 2nd Named Team [Signature] Signature [Signature] Club

1st Named Team BURNSIDE

2nd Named Team GLENELG

LSA No.	No.	Initials	Surname (In Alphabetical Order)	Penal	Assist	Goals				Total	LSA No.	No.	Initials	Surname (In Alphabetical Order)	Penal	Assist	Goals				Total			
						1	2	3	4								1	2	3	4				
1104	21	M	BAKER (5)						1	1		13	N	BOLTON (2)										
1104	32	S	CONNELLY	T					1	2		12	G	BRYANT (1)										
1105	22	S	DAWSON	1	11							2	P	GREENHALGH				1			1			
1114	9	C	GOWER									9	A	LAWMAN			1	1	1		2			
2085	28	K	HILL									10	D	LYONS (5)	TT									
1120	30	J	KATZENBERG									15	B	MCINTOSH (4)										
1121	72	D	KILDERRY (4)									1	S	MORTIMER			1				1			
1126	44	W	LITCHFIELD									3	N	MORTON	1	1					1			
1128	7	P	MARSHALL						1	2		6	S	ROBB							1			
1134	27	B	MUXLOW (1)							1		4	D	ROYANS (3)							2			
1135	18	N	MUXLOW (2)							1		8	M	SMEIDOW				1	1		2			
-14	30	S	OLESEN (3)	IT								16	C	STEVENS										
-	29	M	SINCLAIR ROSS	T								11	N	STILGOE										
-	28	K	SANDOW									17	N	WENT	TT									
1151	4	T	WATT									7	P	WHITE										
Time Outs						1	11	Totals					1	11	Time Outs					3	3	3	1	10

Officials Report

Scorers
 1st Team Yes No
 2nd Team Yes No

Time Clock
 Yes No

Green Card
 Yes No

Yellow Card
 Yes No

Red Card
 Yes No

Correct Starting Time
 Yes No

Correct Uniforms
 1st Team Yes No
 2nd Team Yes No

Comments

Coaches' Voting
 Most Valuable Player (Senior & U17 Grades Only)
 1. Name G. BRYANT
 Club GLENELG No. 12
 2. Name B. MUXLOW
 Club BUR No. 27
 3. Name N. BOLTON
 Club GLENELG No. 13
 (Both Coaches to sign)
 Name B. Muxlow Club BUR
 Signature [Signature]
 Name KONRAD Club GLENELG
 Signature [Signature]

Won by GLENELG Umpires/Referees Score 10 to 6
 Signified Correct... Signature [Signature] Name D. GYRE Club _____
 1st Named Team [Signature] Signature [Signature] Name S. RETALLICK Club _____
 2nd Named Team [Signature] Signature _____ Name _____ Club _____

1st Named Team BURNSIDE 2nd Named Team GLENELG

LSA No.	No.	Initials	Surname (In Alphabetical Order)	Penal	Assist	Goals				Total	LSA No.	No.	Initials	Surname (In Alphabetical Order)	Penal	Assist	Goals				Total		
						1	2	3	4								1	2	3	4			
	21	M	BAKER (5)					1	1	1371	13	N	BOLTON (2)										
	32	S	CANNOLLY					1	2	1373	12	G	BRYANT (1)										
	22	S	DANSON							1393	2	P	GREENHALGH								1		
	9	C	GOWER							2523	9	A	LAWMAN			1					2		
	28	K	HILL							407	10	D	LYONS (5)										
	30	T	KATZON SARG							2246	15	D	McINTOSH (4)										
	72	D	KILDERRY (4)							1416	1	S	MORTIMER								1		
	44	G	WITCHFIELD							1413	3	N	MERTON								1		
	7	P	MARSHALL					1	2	1428	6	S	ROBB								1		
	27	B	MUXLOW (1)							1432	4	D	ROYNES (3)								2		
	18	N	MUXLOW (2)					1	1	1436	8	M	SHEIDOW										
	34	S	OLESON (3)							1443	16	C	STEVENS								2		
	29	M	SINCLAIR ROSS							1445	11	M	STILGEE										
	28	K	SANDSON							1450	17	N	WENT										
	4	T	WATT							1453	7	P	WHITE										
						Totals				11					Totals				3	3	3	1	10

Time Outs

Time Outs

Won by GLENELG
Signified Correct...
1st Named Team
2nd Named Team

Umpires/Referees
Signature [Signature]
Signature [Signature]
Signature

Score 10 to 6
Name D. LYKE Club
Name S RETALLICK Club
Name Club

Officials Report

Score: _____

Time: _____

Penal: _____

Assist: _____

Goals: _____

Total: _____

Correct Starting Time: _____

Correct Uniform: _____

Comments: _____

Coach's Name: _____

Club Name: _____

Signature: _____



Report from GLENERG

Club Date 3/05/08 Round _____

Grade LEAGUE (Mens/Womens)

1st Named Team GLENERG

2nd Named Team BRIGHTON

LSA No.	No.	Initials	Surname (In Alphabetical Order)	Penal	Assist	Goals				Total	LSA No.	No.	Initials	Surname (In Alphabetical Order)	Penal	Assist	Goals				Total					
						1	2	3	4								1	2	3	4						
1365	18	RE	ALFORD	⑤					1		22	A	CARTER								4					
1366	15	RY	ALFORD						1		16	B	EDWARDS								4					
1371	13	N	BOLTON								9	T	FLEMING													
1373	7	G	BRYANT								6	R	HAMILTON													
1393	2	P	GREENHALGH						2		21	JAR	MCKINNON								1					
1407	10	D	LYONS								23	M	MORGAN								1					
2246	4	B	M'INTOSH	⑤					2		5	R	RETTIGLOV								1					
1416	1	S	MORTIMER	②					2		1	B	PETTINGLOV								1					
1419	3	N	MORTON	①					7		20	W	ACKETTS								2					
1428	6	S	ROBB						2		7	B	PRIDMAN													
1436	8	M	SHELDON								4	L	PRIDMAN													
1443	16	C	STEVENS								15	T	RAYMOND													
1445	11	M	STILGEE	③							2	C	SMITH								5					
1450	17	N	WENT								10	J	SCHMIDT								1					
1459	12	T	WITT						1		17	J	WOODFORD													
						Totals				4	4	5	3	16							Totals	3	3	1	7	14

Officials Report

Scorers
 1st Team Yes No
 2nd Team Yes No

Time Clock
 Yes No

Green Card
 Yes No

Yellow Card
 Yes No

Red Card
 Yes No

Correct Starting Time
 Yes No

Correct Uniforms
 1st Team Yes No
 2nd Team Yes No

Comments

Coaches' Voting
 Most Valuable Player
 (Senior & U17 Grades Only)

1. Name V. MCKENNA
 Club GLE No. 3

2. Name V. PUCKETT
 Club BRIGHTON No. 20

3. Name S. MORTIMER
 Club GLE No. 1

(Both Coaches to sign)
 Name Henry Club GLE
 Name Brian Club BRIGHTON

Won by GLENERG Umpires/Referees Score 16 to 14

Signified Correct... Signature [Signature] Name M. Polden Club _____

1st Named Team Signature [Signature] Name S. RETALLICK Club _____

2nd Named Team Signature [Signature] Name MICHAEL Club _____

1st Named Team Glenelg

2nd Named Team Brighton

LSA No.	No.	Initials	Surname (In Alphabetical Order)	Penal	Assist	Goals				Total	LSA No.	No.	Initials	Surname (In Alphabetical Order)	Penal	Assist	Goals				Total
						1	2	3	4								1	2	3	4	
	18	RG	ALFORD			1				1	109	22	A	CARTER			1	1			2
	15	RY	ALFORD	1				1		1	115	16	B	EDWARDS						11	4
	13	N	BOLTON								50	9	T	FREEMAN		1					
	7	G	BRYANT	11							54	6	R	HAMILTON							
	2	P	GREENHALGH			1	1		2	2	68	21	JAK	MACKINNON							
	10	D	LYONS								137	23	M	MANGAN	11	11	1				1-2
	4	B	MCINTOSH	1							86	5	R	PETTIGROVE	1			1			1-2
	1	S	MORTIMER	1		1	1		2	2	8	1	B	PETTIGROVE	11	11	1				1-2
	3	N	MORTON	1		1	11	11	7	7	79	20	W	PICKETT	11		1	1			2-0
	6	S	ROBB	1			1	1	2	2	80	7	B	PRIDHAM	1	1					2-1
	8	M	SHIELDON	11							81	4	L	PRIDHAM							
	16	C	STEVENS	1							147	15	T	RAYMOND	1						
	11	M	STILGOE									2	C	SMITH							
	17	N	WENT	1								10	J	SMITH	11						1-0
	12	T	WITT	1			1		1	1	98	17	J	WOODFORD	3						
						Totals 4 4 5 3 16											Totals 3 3 1 7 14				

Time Outs 11

Time Outs 1 1

Won by Glenelg
 Signified Correct...
 1st Named Team
 2nd Named Team Brighton

Umpires/Referees
 Signature [Signature]
 Signature [Signature]
 Signature [Signature]



Score 16 to 14
 Name M. Palden Club
 Name S. RETALLICK Club
 Name M. W. 421 Club

Officials Report

Scorers
 Time Clock
 Green Card
 Yellow Card
 Red Card
 Correct Starting Time
 Correct Undertime
 Comments
 Coaching Notes

1st Named Team WOL TORRES

2nd Named Team ETP

LSA No.	No.	Initials	Surname (In Alphabetical Order)	Penal	Assist	Goals				Total	LSA No.	No.	Initials	Surname (In Alphabetical Order)	Penal	Assist	Goals				Total
						1	2	3	4								1	2	3	4	
	18	D	EDWARDS								36	M	BROWN	2							
	25	J	GLAZBROOK	1							9	N	BROWN								
	23	A	GLAZBROOK	1							8	K	DENOTER	1					1		2
	26	C	JOHNSTON	1							11	S	GILL	1							1
	12	L	LITTLE								27	S	GILL	1							1
	6	M	HARVEY	1					1		25	C	KIRTON		1						1
	8	J	HARVEY	1					1		18	B	LARSTROM	1							1
	25	R	SIMPSON								18	R	PEARCE								
	32	H	PEARCE		1						6	T	POLAND	1	1					1	2
	14	P	MUNDY	1							12	S	PETERSON								1
	36	D	RICHARDSON	1					1		19	A	RUPPEL								0
	7	J	CASAGRANDE								30	C	SEMMER	1							
	40	D	STAN								1	S	STEEVE		1						1
	22	K	PHAM								37	S	VICKERY								
	13	B	JOHNSTON	1							10	T	VICKERY								
	19	A	CASAGRANDE	1					2												
																					
Time Outs <u>1/1/1</u>										Time Outs <u>1/1/1</u>											
Totals 2 2 1 0 5										Totals 3 1 5 4 13											

Officials Report

Scorer: Referee: Timekeeper:

Umpire: Goal Judge:

Penalty Judge: Line Judge:

Field Judge: Spectator:

Comments:

Discipline: Goalkeeping:

Game Flow: Player Safety:

Weather: Pitch Condition:

Other:

Won by ETP Score 13 to 5



Signified Correct... WOL TORRES Umpires/Referees ETP Club ETP

1st Named Team WOL TORRES Signature [Signature] Name Campbell Club ETP

2nd Named Team ETP Signature [Signature] Name McQuinn Club ETP

1st Named Team WEST TORRENS

2nd Named Team EAST TORRENS PAYNEHAM

LSA No.	No.	Initials	Surname (In Alphabetical Order)	Penal	Assist	Goals				Total	LSA No.	No.	Initials	Surname (In Alphabetical Order)	Penal	Assist	Goals				Total
						1	2	3	4								1	2	3	4	
	18	J	EDWARDS								36	M	BROWN	T							
	25	J	GLAZBROOK	T							9	N	BROWN								
	23	A	GLAZBROOK	T							8	K	DEW OTTER								2
	26	C	JOHNSTON	T							11	S	GILL	T							1
	12	L	LITTLE								27	S	GILL	T							1
	6	M	HARLEY	F					1		25	C	KIRTON								1
	8	J	HARLEY	T					1		13	B	LANGSTRETH								1
	35	P	SIMPSON								18	R	PEARCE								
	32	H	PEARCE								6	T	POWAND	T							2
	14	P	MUNAY	T							12	S	PETERSON	T							4
	36	D	RICHARDSON	T					1		19	A	RUPPEL	T							0
	7	J	CASAGRANDE								30	C	SEMMER								
	40	X	CUMAN								1	G	STEELE								1
	22	K	PHAM								37	S	VICKERY								2
	13	X	JOHNSTON	T							10	T	VICKERY								
	19	A	CASA GRANDE						2												
																					
Time Outs <u>1/1/1/1</u>										Time Outs <u>1/1/1/1</u>											
Totals <u>22</u> <u>10</u> <u>5</u>										Totals <u>31</u> <u>5</u> <u>4</u> <u>13</u>											

Won by EAST TORRENS PAYNEHAM Umpires/Referees Score 13 to 5
 Signified Correct...
 1st Named Team West Torrens Signature [Signature] Name Campbell Club _____
 2nd Named Team East Torrens Payneham Signature [Signature] Name M. Campbell Club _____

Officials Report

Scorers
 Referee
 Time Clock
 Green Card
 Yellow Card
 Red Card
 Contact Starting Time
 Contact Unfinished
 Comments

1st Named Team NEEDVILLE

2nd Named Team BURNSIDE

LSA No.	No.	Initials	Surname (In Alphabetical Order)	Penal	Assist	Goals				Total	LSA No.	No.	Initials	Surname (In Alphabetical Order)	Penal	Assist	Goals				Total																		
						1	2	3	4								1	2	3	4																			
	6	J	INGE					1	1	2835	21	M	BAKER																										
	22	P	INGE	TT	1				1	1100	14	S	BROOKES			11					2																		
	5	C	SCHICKER	11						1104	32	S	CONNELLY	T																									
	26	P	WHITCOMB	2						1105	22	S	DAWSON		11			1			2																		
	13	S	FISHER	11						1114	9	C	GELWER	T																									
	3	M	MSANTI							1120	30	T	KATZENBERG	1																									
	10	C	MANNING							1121	72	P	KILDERRY (2)								1																		
	21	L	OSWALD							1124	47	S	LANG								1																		
	1	J	SMITH							1126	44	W	LITCHFIELD (1)	11																									
	7	S	GUERIN	1		1			2	1128	7	P	MARSHALL			11			1		3																		
	15	B	ZAMMIT							1134	27	B	MUXLOW (4)	1																									
	40	P	ZAMMIT						1	1135	18	N	MUXLOW (3)								1																		
	2	J	WHINNEN			1			2		29	S	GLESEN (5)																										
	12	J	VARRASI								6	K	SANDON								1																		
	16	J	PANGRAZIO						2	1151	4	T	WATTS																										
Time Outs <u>1/1</u>										Totals <u>3</u> <u>2</u> <u>1</u> <u>3</u> <u>9</u>										Time Outs <u>1/1</u>										Totals <u>5</u> <u>1</u> <u>2</u> <u>2</u> <u>10</u>									

Won by BURNSIDE

Umpires/Referees

Score 10 to 9

Signified Correct M. Richardson

Signature P. Vicker

Name PETER VICKERY Club

1st Named Team NEEDVILLE

Signature John Steval

Name JOHN STEVAL Club

2nd Named Team BURNSIDE

Signature

Name Club

Officials Report

Scorers
1st Team Yes No
2nd Team Yes No

Time Clock
Yes No

Green Card
Yes No

Yellow Card
Yes No

Red Card
Yes No

Correct Starting Time
Yes No

Correct Uniforms
1st Team Yes No
2nd Team Yes No

Comments

Coaches' Voting
Most Valuable Player (Senior & U17 Grades Only)

1. Name W. LITCHFIELD
Club BUS No 44

2. Name S. GUERIN
Club W.D.V. No 7

3. Name P. KILDERRY
Club BUS No 72

(Both Coaches to sign)
Name R. O'NEILL Club BUS
Signature R. O'NEILL

Name P. VICKERY Club BURNSIDE
Signature P. VICKERY

1st Named Team Woodville 2nd Named Team Burnside

LSA No.	No.	Initials	Surname (In Alphabetical Order)	Penal	Assist	Goals				Total	LSA No.	No.	Initials	Surname (In Alphabetical Order)	Penal	Assist	Goals				Total		
						1	2	3	4								1	2	3	4			
	6	J	Inge (4)						1		21	M	Baker										
	22	P	Inge	11	1				1		14	S	Brooks			11							
	5	C	Shicker (3)	11							32	S	Cannely										
	26	P	Witcomb	1							22	S	Dawson			1		1					
	13	S	Fisher	11							9	C	Gower										
	3	M	Santi								30	J	Katenberg										
	10	C	Manning (5)								72	D	Kildery (2)										
	21	L	Oswald								47	S	Lang										
	1	J	Smith								44	W	Letchfield (1)	11									
	7	S	Guerin (1)	1		1			2		7	P	Marshall			11							
	15	B	Zammit								27	B	Muxlow (2)										
	45	P	Zammit (2)			1			1		18	N	Muxlow (3)								1		
	2	J	Whinner			1			2		29	S	Olsen (5)										
	12	J	Verrasi								6	K	Sandon								1		
	16	G	Pangrazio	1					11	2	4	T	Watt										
<i>[Signature]</i>											<i>[Signature]</i>												
Time Outs <input checked="" type="checkbox"/>						Totals 3 2 1 3 9						Time Outs <input checked="" type="checkbox"/>						Totals 5 1 2 2 10					

Won by Burnside Umpires/Referees Score 9 to 10
 Signified Correct M. Richardson Signature [Signature] Name P. VICKERY Club _____
 1st Named Team _____ Signature _____ Name ROBIN STEVENS Club _____
 2nd Named Team _____ Signature _____ Name _____ Club _____

Officials Report

Scorers
 Referee: No. No. No.
 Time Clock
 Green Card
 Yellow Card
 Red Card
 Correct Starting Time
 Correct Duration
 Comments

Coaches Voting
 [Handwritten notes and signatures]

1st Named Team Sturt 2nd Named Team North Adelaide

LSA No.	No.	Initials	Surname (In Alphabetical Order)	Penal	Assist	Goals				Total	LSA No.	No.	Initials	Surname (In Alphabetical Order)	Penal	Assist	Goals				Total
						1	2	3	4								1	2	3	4	
2187	4	C	Averay (1)	1	III	1	1			2	5	42	B	Alford (5)	1						
	49	C	de Mello	1								20	M	Baranaukas							
2034	26	M	Falloon		III					-3		12	R	Gaspari	1					1	1
2036	31	M	Forbes									27	A	Kilford (2)							
2037	34	M	Forbes (3)			1	1	1		3		13	S	Kilford (1)							
2044	69	A	Hamilton		1				1	1		23	P	McConnell							
2185	29	J	Kirkwood				1			1		8	S	Morris					1	1	3
2049	22	A	Machner (4)									7	L	Roberts (3)						1	1
2191	14	C	McAuley	1			1			1		9	Dan	Robertson							1
2057	16	M	Norton			1	1	1		3		34	B	Sheldon							
2069	3	A	Stone (5)	1								24	C	Tucker		III					-3
2070	33	R	Stone			1		1		3		25	B	Twiggs							
2073	6	B	Tuck									29	C	Twiggs						1	2
2966	19	N	Wapper				1		1	2		22	N	Twisk (4)	1						
	47	M	Worrall (2)	1								15	T	Morris							
						Totals 4 4 6 2 16											Totals 0 0 3 5 8				

Officials Report

Scorer: Yes No

Time Clock: Yes No

Green Card: Yes No

Yellow Card: Yes No

Red Card: Yes No

Correct Starting Line: Yes No

Correct Lineups: Yes No

Comments:

Coaches Voting: Yes No

Won by Sturt Umpires/Referees Score 16 to 8

Signified Correct... Signature [Signature] Name D BIRB Club _____

1st Named Team McAuley Signature [Signature] Name Brian Peak Club _____

2nd Named Team Sturt Signature _____ Name _____ Club _____

1st Named Team ETP

2nd Named Team STURK

LSA No.	No.	Initials	Surname (In Alphabetical Order)	Penal	Assist	Goals				Total	LSA No.	No.	Initials	Surname (In Alphabetical Order)	Penal	Assist	Goals				Total																		
						1	2	3	4								1	2	3	4																			
	36	M	Brown (1)								4	C	AVERY (2)								3																		
	9	N	Brown (2)								49	C	De Mello (3)																										
	16	T	Barusch (4)						2		26	M	Falloon																										
	15	J	Eckenhoff (5)						2		51	A	FitzGerald																										
	10	T	Vickery								34	Mi	FORBES																										
	6	T	Poland						4		69	A	Hamilton (5)								2																		
	18	R	Pearce								29	J	Kirkwood																										
	19	A	Ruppel								14	C	McAuley								1																		
	8	K	Den Otter						4		16	M	NORTON								1																		
	1	G	Steele						2		3	A	Stone (1)																										
	11	S	Gill								33	R	Stone (2)								1																		
	12	S	Peterson						3		6	B	Tuck (4)																										
	25	C	Kirton						1		13	R	Venus																										
	37	S	Vickery								19	N	Wapper																										
	14	B	Langstreth (3)						2		47	M	WORBAL																										
Time Outs <u>1</u>										Totals <u>2</u> <u>5</u> <u>8</u> <u>20</u>										Time Outs <u>1</u>										Totals <u>3</u> <u>1</u> <u>3</u> <u>18</u>									

Officials Report

Scorers
 1st Team Yes No
 2nd Team Yes No

Time Clock
 Yes No

Green Card
 Yes No

Yellow Card
 Yes No

Red Card
 Yes No

Correct Starting Time
 Yes No

Correct Uniforms
 1st Team Yes No
 2nd Team Yes No

Comments

Coaches' Voting
 Most Valuable Player
 (Senior & U17 Grades Only)

1. Name Brown
 Club ETP No. 36
 2. Name N. Brown
 Club ETP No. 9
 3. Name A Stone
 Club STURK No. 3

(Both Coaches to sign)
 Name T Hill Club ETP
 Signature [Signature]
 Name T Dickson Club STURK
 Signature [Signature]

Won by ETP

Signified Correct...

1st Named Team [Signature]

2nd Named Team [Signature]

White Copy to REGISTRAR Yellow Copy to UMPIRES Blue Copy to CLUB

Umpires/Referees

Signature [Signature] Name S. RETALLICK Club [Club]

Signature [Signature] Name Campbell Club [Club]

Signature [Signature] Name [Name] Club [Club]

Score 20 to 8

1st Named Team WOODVILLE

2nd Named Team GLENELG

LSA No.	No.	Initials	Surname (In Alphabetical Order)	Penal	Assist	Goals				Total	LSA No.	No.	Initials	Surname (In Alphabetical Order)	Penal	Assist	Goals				Total
						1	2	3	4								1	2	3	4	
	20	A	CALDWELL								18	RE	ALFORD								1
	13	S	FISHER						1		15	Ry	ALFORD	1							1
	6	J	INGE		1				2		13	N	BOLTON	1							1
	22	P	INGE						2		2	P	GREEN HALGH							1	4
	10	C	MANNING	1							10	D	LYONS	1							
	21	L	ORWALD								1	S	MORTIMER							1	2
	16	J	PANGRAZIO								3	N	MORTON							1	1
	8	T	PHILP								6	S	ROBB		1					1	2
	3	M	SANTI						2		4	D	ROYANS								
	5	C	SCHACKER								8	M	SHELDON		1						
	2	J	WINNER								9	C	STEVENS		1						1
	26	P	WITCOMBE								11	M	STILGOE								
	9	J	VORASSI								17	N	WENT								
	15	B	ZAMMIT								7	P	WHITE								
	45	P	ZAMMIT		1						12	T	WITT								
Time Outs <u> </u>										Time Outs <u> </u>											
Totals <u>2 2 2 1 7</u>										Totals <u>2 3 3 4 12</u>											

Officials Report

Scorers
 1st Team Yes No
 2nd Team Yes No

Time Clock
 Yes No

Green Card
 Yes No

Yellow Card
 Yes No

Red Card
 Yes No

Correct Starting Time
 Yes No

Correct Uniforms
 1st Team Yes No
 2nd Team Yes No

Comments

Coaches' Voting
 Most Valuable Player (Senior & U17 Grades Only)
 1. Name N Bolton
 Club WV No. 13
 2. Name Jc Schucker
 Club WV No. 5
 3. Name D Rogers
 Club WV No. 4
 (Both Coaches to sign)
 Name [Signature] Club [Signature]
 Signature [Signature]
 Name [Signature] Club [Signature]
 Signature [Signature]

Won by GLENELG Umpires/Referees Score 7 to 12
 Signified Correct... Signature [Signature] Name Campbell Club _____
 1st Named Team WV Signature [Signature] Name BYRE Club _____
 2nd Named Team _____ Signature [Signature] Name MICHAEL Club _____

1st Named Team WOODVILLE

2nd Named Team GLENELG

LSA No.	No.	Initials	Surname (In Alphabetical Order)	Penal	Assist	Goals				Total	LSA No.	No.	Initials	Surname (In Alphabetical Order)	Penal	Assist	Goals				Total																		
						1	2	3	4								1	2	3	4																			
	20	A	CALDWELL							1366	18	RE	ALLFORD (REFEE)				1				1																		
	13	S	FISHER			1			1		15	RY	ALLFORD (RYAN)	III							1																		
	6	J	INGE	I		1			2	1371	13	N	BELTON (1)	I							0																		
	22	P	INGE	I		1			2	1393	2	P	GREENHALGH				1	II	I		4																		
	10	C	MANNING	I						1407	10	D	LYONS								0																		
	21	L	OSWALD							1416	1	S	MORTIMER				1		I		2 1/2																		
	16	J	PANGAZIS							1419	3	N	MORTON				1				1																		
	8	T	PHILP							1428	6	S	ROSS		III					II	2 1/2																		
	3	M	SARTI						2	1432	4	D	ROYNES								0																		
	5	C	SCHICKER							1436	8	M	SCHLEDER		II						0																		
	2	J	WHARLEW							1443	9	C	STEVENS				1				1 1/2																		
	26	P	WITCOMBE	I						1445	11	M	STILGEE								0																		
	9	J	VRASSI							1450	17	N	WENT								0																		
	15	A	ZAMMIT	I						1453	7	P	WHITE								0 1/2																		
	45	P	ZAMMIT	I						1459	12	T	WITT								0 1/2																		
Time Outs <input checked="" type="checkbox"/>										Totals 2 2 2 1 7										Time Outs <input checked="" type="checkbox"/>										Totals 2 3 3 4 12									

Won by GLENELG
 Signified Correct...
 1st Named Team _____
 2nd Named Team _____
 White Copy to REGISTRAR Blue Copy to CLUB Yellow Copy to UMPIRES/REFEREES

Umpires/Referees
 Signature _____ Name Campbell Club _____
 Signature _____ Name ETIAS Club _____
 Signature _____ Name MICHAEL Club _____

Score 12 to 7

Officials Report

Referee: _____
 Referee: _____
 Third Clock: _____
 Green Card: _____
 Yellow Card: _____
 Red Card: _____
 Contact Starting Time: _____
 Commence Time: _____
 End Time: _____
 Comments: _____
 Coach's Name: _____
 Club Name: _____
 Date: _____

1st Named Team BURNSIDE

2nd Named Team BRIGHTON

LSA No.	No.	Initials	Surname (In Alphabetical Order)	Penal	Assist	Goals				Total	LSA No.	No.	Initials	Surname (In Alphabetical Order)	Penal	Assist	Goals				Total			
						1	2	3	4								1	2	3	4				
1100	14	S	BROOKES ⑤	IT					11	2		22	A CARTER		11					1	1			2
1104	32	S	CONNELLY	11		1		1		2		16	B EDWARDS ②											
1105	22	S	DAWSON	11								9	T FREEMAN ⑤		1	1	1							5
1114	9	C	GOWER									6	R HAMILTON											1
1120	30	J	KATZENBERG									2	T LEE											
1121	72	D	KILDERRY ①									21	JAR MACKINNON											
		S	LANG									23	M MANGAN											3
1126	44	W	LITCHFIELD									19	L PERHAM ③		11									5
1128	7	P	MARSHALL ④			1		111		4		5	R PETTIGROVE	IT	11									1
	24	B	MARTIN									20	W PICKETT ④	11										3
1134	27	B	MUXLOW ③									7	B PRIDHAM											
1135	18	N	MUXLOW						1	1		15	T RAYMOND											
1146	29	M	SINCLAIR ROSS ②	1								10	G SMITH	TI										
	28	K	SANDON									17	J WOODFORD ①									1		2
1151	4	T	WATTS									4	L PRIDHAM											1
	21	M	BAKER																					
										<div style="display: flex; justify-content: space-around;"> <div style="text-align: center;"> </div> <div style="text-align: center;"> </div> </div>														
Time Outs <u>1/1/1</u>										Time Outs <u>1/11</u>														
Totals <u>2-43-9</u>										Totals <u>7-67-3-23</u>														

Officials Report

Scorers
 1st Team Yes No
 2nd Team Yes No

Time Clock
 Yes No

Green Card
 Yes No

Yellow Card
 Yes No

Red Card
 Yes No

Correct Starting Time
 Yes No

Correct Uniforms
 1st Team Yes No
 2nd Team Yes No

Comments

Coaches' Voting
 Most Valuable Player (Senior & U17 Grades Only)

1. Name J WOODFORD
 Club BEN No. 17

2. Name B EDWARDS
 Club BEN No. 16

3. Name D KILDERRY
 Club BURNSIDE No. 72

(Both Coaches to sign)
 Name R LANG Club BUR
 Signature R LANG
 Name P LEE Club BUR
 Signature P LEE

Won by BRIGHTON. Umpires/Referees Score 23 to 9.

Signified Correct... Signature [Signature] Name M. CHAPMAN Club _____

1st Named Team [Signature] Signature [Signature] Name A THYSSET Club _____

2nd Named Team Burnside Signature _____ Name _____ Club _____

