

Mens

Reserves

2008

MEN'S RESERVES 2008

Season Fixture (Men's Reserves 2008)

RND	DATE	TIME	VENUE/COURT	HOME TEAM	AWAY TEAM	SS	SCORES	Notes
NORMAL SEASON								
5	24/05/08 (Sat)	BYE	BYE	Brighton 1	Brighton 2	11	5	
	24/05/08 (Sat)	12:45	Finsbury Reserve	West Torrens	Adelaide University	11	9	
	24/05/08 (Sat)	12:45	Gepps Cross	North Adelaide	Glenelg	2	9	
	24/05/08 (Sat)	12:45	Patterson Reserve	East Torrens Payneham	Woodville	16	7	
	24/05/08 (Sat)	12:45	Women's Memorial Playing Fields	Sturt				
6	31/05/08 (Sat)	BYE	BYE	Sturt	Brighton 2	24	2	
	31/05/08 (Sat)	12:45	Brighton Oval	Brighton 1	North Adelaide	13	4	
	31/05/08 (Sat)	12:45	Findon Oval	Woodville	Glenelg	0	10	
	31/05/08 (Sat)	12:45	Finsbury Reserve	West Torrens <i>FORFEITED</i>	Adelaide University	15	8	
	01/06/08 (Sun)	12:45	Patterson Reserve	East Torrens Payneham				
7	07/06/08 (Sat)	BYE	BYE	Adelaide University	North Adelaide	18	1	
	07/06/08 (Sat)	12:45	Barratt Reserve	Glenelg	Woodville	5	10	
	07/06/08 (Sat)	12:45	Finsbury Reserve	West Torrens	Brighton 1	2	15	
	07/06/08 (Sat)	12:45	Patterson Reserve	East Torrens Payneham	Brighton 2	16	5	
	07/06/08 (Sat)	12:45	Women's Memorial Playing Fields	Sturt				
8	14/06/08 (Sat)	12:45	Adelaide Uni Playing Fields	Adelaide University	Brighton 2	12	9	
	14/06/08 (Sat)	12:45	Barratt Reserve	Glenelg	Woodville	11	4	
	14/06/08 (Sat)	12:45	Finsbury Reserve	West Torrens	North Adelaide	11	4	
	14/06/08 (Sat)	12:45	Women's Memorial Playing Fields	Sturt	Brighton 1	5	23	
9	21/06/08 (Sat)	BYE	BYE	Woodville	Brighton 1	11	12	
	21/06/08 (Sat)	12:45	Adelaide Uni Playing Fields	Adelaide University	Glenelg	1	14	
	21/06/08 (Sat)	12:45	Brighton Oval	Brighton 2	Sturt	6	23	
	21/06/08 (Sat)	12:45	Gepps Cross	North Adelaide	West Torrens	6	4	
	21/06/08 (Sat)	12:45	Patterson Reserve	East Torrens Payneham				
10	28/06/08 (Sat)	BYE	BYE	Glenelg	East Torrens Payneham	8	10	
	28/06/08 (Sat)	12:45	Adelaide Uni Playing Fields	Adelaide University	Brighton 1	6	7	
	28/06/08 (Sat)	12:45	Findon Oval	Woodville	Sturt	4	21	
	28/06/08 (Sat)	12:45	Finsbury Reserve	West Torrens	Brighton 2	11	8	
	28/06/08 (Sat)	12:45	Gepps Cross	North Adelaide				
11	19/07/08 (Sat)	BYE	BYE	North Adelaide	West Torrens	13	10	
	19/07/08 (Sat)	12:45	Adelaide Uni Playing Fields	Adelaide University	Brighton 1	5	20	
	19/07/08 (Sat)	12:45	Brighton Oval	Brighton 2	Woodville	4	14	
	19/07/08 (Sat)	12:45	Patterson Reserve	East Torrens Payneham	Glenelg	7	15	
	19/07/08 (Sat)	12:45	Women's Memorial Playing Fields	Sturt				
12	26/07/08 (Sat)	BYE	BYE	Brighton 2	North Adelaide	16	6	
	26/07/08 (Sat)	12:45	Adelaide Uni Playing Fields	Adelaide University	East Torrens Payneham	12	1	
	26/07/08 (Sat)	12:45	Barratt Reserve	Glenelg	West Torrens <i>FORF.</i>	10	0	
	26/07/08 (Sat)	12:45	Brighton Oval	Brighton 1	Sturt	9	10	
	26/07/08 (Sat)	12:45	Findon Oval	Woodville				
13	02/08/08 (Sat)	BYE	BYE	West Torrens	East Torrens Payneham	10	15	
	02/08/08 (Sat)	12:45	Adelaide Uni Playing Fields	Adelaide University	Brighton 1	9	5	
	02/08/08 (Sat)	12:45	Barratt Reserve	Glenelg	Woodville	1	23	
	02/08/08 (Sat)	12:45	Gepps Cross	North Adelaide				

SportingPulse - Fixture for Lacrosse SA

MEN'S RESERVES 2008**Season Fixture (Men's Reserves 2008)**

RND	DATE	TIME	VENUE/COURT		HOME TEAM		AWAY TEAM	
FINALS MATCHES								
1	16/08/08 (Sat)	12:45	Brighton Oval	10	Glenelg	vs	Brighton 1	9
	16/08/08 (Sat)	12:45	Brighton Oval #2	8	Sturt	vs	Woodville	9
2	23/08/08 (Sat)	12:45	Findon Oval	9	Brighton 1 ✓	vs	Woodville	8 ✓
3	30/08/08 (Sat)	15:00	Finsbury Reserve	8	Glenelg ✓	vs	Undecided Brighton 14 ✓	

This fixture proudly brought to you by the Lacrosse SA and
www.sportingpulse.com

1st Named Team Woodville 2nd Named Team West Torrens

LSA No.	No.	Initials	Surname (In Alphabetical Order)	Penal	Assist	Goals				Total	LSA No.	No.	Initials	Surname (In Alphabetical Order)	Penal	Assist	Goals				Total								
						1	2	3	4								1	2	3	4									
	9	M	Cappelloti	1			11			3		1	L	Ray	1														
	18	M	Elliss		1		1			2		3	D	Lomman															
		A	Jones									4	W	Little															
	33	C	McGirr									21	J	Randell															
	29	G	Pavill									27	J	Clarke	1														
	11	M	Smith									10	M	Laewood															
	14	Ad	Young				1			1		41	S	Horton						1	1								
	31	An	Young									15	B	Simpson															
	17	M	Roble				1			1		35	D	Simpson															
	38	N	Chapman									18	J	Horton	15X						X								
	25	P	Kretschmer				1			1		19	S	Dietrich															
	6	T	Phulp				1			1		2	O	Retalick					1		1								
		M	Tansell									12	K	Little	1	1					0								
		T	Dwyer									33	R	Smulhsen															
			Southwell																										
	34	J	KERRARI							1																			
	19	S	Abbott							1																			
	46	C	LAZARUS	11	11	11	1			3																			
	26	A	Caldwell	11																									
	25	L	OZWALD							1																			
						Totals				4	3	14							Totals						1	1	0	1	3

Officials Report

Scorebook Yes No

Time Check Yes No

Green Card Yes No

Yellow Card Yes No

Red Card Yes No

Ground Starting Time Yes No

Correct Uniforms Yes No

Competition Yes No

Excessively Yes No

Won by Woodville
 Signified Correct
 1st Named Team Woodville
 2nd Named Team West Torrens

Umpires/Referees
 Signature [Signature] Name CRALB JAWBER Club _____
 Signature [Signature] Name Le Smithson Club _____
 Signature _____ Name _____ Club _____

Score 14 to 3

1st Named Team BRIGHTON 2. 2nd Named Team _____

LSA No.	No.	Initials	Surname (In Alphabetical Order)	Penal	Assist	Goals				Total	LSA No.	No.	Initials	Surname (In Alphabetical Order)	Penal	Assist	Goals				Total
						1	2	3	4								1	2	3	4	
3473	2	N	BYRNE																		
3744	3	B	CRONIN																		
117	5	J	ELLIOT																		
3545	6	M	ERKELENS.																		
59	7	P	KEANE																		
62	8	B	LEE																		
131	19	C	LERAY																		
64	9	T	LINDNER																		
2055	10	L	MCNICOL																		
3029	1	C	MILLS																		
3471	11	S	PIKE																		
146	15	J	RAYMOND.																		
2501	13	G	REVELL.																		
3292	12	T	SNOWBALL.																		
91	14	D	TERRY.																		
155	4	J	WILLIAMS																		
				Totals											Totals						
Time Outs										Time Outs											

BYE

Officials Report

Scorers
 1st Team: Yes No
 2nd Team: Yes No

Time Clock
 Yes No

Green Card
 Yes No

Yellow Card
 Yes No

Red Card
 Yes No

Correct Starting Time
 Yes No

Correct Uniforms
 1st Team: Yes No
 2nd Team: Yes No

Comments

Coach's Voting
 1st Team: Yes No
 2nd Team: Yes No

Won by _____ Umpires/Referees _____ Score _____ to _____



Signified Correct... Signature _____ Name _____ Club _____

1st Named Team _____ Signature _____ Name _____ Club _____

2nd Named Team _____ Signature _____ Name _____ Club _____

1st Named Team Woodville

2nd Named Team Start

LSA No.	No.	Initials	Surname (In Alphabetical Order)	Penal	Assist	Goals				Total	LSA No.	No.	Initials	Surname (In Alphabetical Order)	Penal	Assist	Goals				Total
						1	2	3	4								1	2	3	4	
	9	m	Cappelluti	I	II	I				12		53	m	Capriotti (2)							
	15	m	elkss		*				II	2		43	D	Hansford (1st Name)			I				2
	46	H	Jones				I			1		74	C	Jones (4)							
	33	C	McGurr			I		I		2		29	J	Kirkwood (5)			I		I	I	3
	29	G	Paul									2	J	Knowler							
	11	M	Smith									38	N	Geue							
	14	Ad	Young	II								12	B	McGuinness	II						
	31	An	Young									51	A	Fitzgerald (1)	III						
	17	M	Noble									20	L	Parkington	I						
	25	P	Kretschmer									16	C	Steffe							I
	47	L	Southwell									6	B	Tuek			I				-
	1	T	Dwyer									32	N	Tuck (Capt) (3)	T		I		II		3
	45	J	Dowling	III								22	B	Turner							
	43	M	Tansell									42	T	Tuxford (Capt)							-
	34	J	Varrasi			I	I			2											I
	19	S	Abbott						I	1											I
																					
Time Outs		/ /		Totals		3	1	2	3	9	Time Outs		/ /		Totals		3	2	3	2	10

Won by Start Umpires/Referees Score 10 to 9
 Signified Correct. Signature [Signature] Name Brian Peak Club _____
 1st Named Team Woodville Signature [Signature] Name PJ McConery Club _____
 2nd Named Team Start Signature _____ Name _____ Club _____

Officials Report

Score:
 1st Team: 10 2nd Team: 9

Time Clock:
 No. No.

Green Card:
 No. No.

Yellow Card:
 No. No.

Red Card:
 No. No.

Control Starting Time:
 No. No.

Control Electronic:
 No. No. No.

Comments:

Coaches Voting:
 1st Team: 2nd Team:

Umpire/Referee:
 Name: Club:

1st Named Team Uni

2nd Named Team West Torrens

LSA No.	No.	Initials	Surname (In Alphabetical Order)	Penal	Assist	Goals				Total	LSA No.	No.	Initials	Surname (In Alphabetical Order)	Penal	Assist	Goals				Total
						1	2	3	4								1	2	3	4	
	4	O	LOVAT			1					5		M HEARD								
	16	J	LOVAT								41	S	HORTON								
	84	C	YOUNG								3	D	LOMMAN								
	13	D	WALTON						1		1	L	KAY								
	11	M	KENEFICK								24	J	HORTON								
	68	M	DON								27	J	CLARKE								
	2	C	ADAMEK								19										
	14	S	MOLLOY						5		15	R	SMISSEN								
	6	S	PHILLIPS						6		8										
	17	A	COOPER								4	W	LITTLE								
	1	T	COVER						1		19	R	HORTON								
	8	R	BAILEY								10	M	LAWOOD								
											17	O	RETALIC								
											14	G	BADCOCK								
											8	S	DETRITCH								
											29	H	CAMBELL								
						Totals 1 4 3 5 13										Totals 4 2 0 4 10					

Won by Uni
 Signified Correct...
 1st Named Team [Signature]
 2nd Named Team [Signature]

Umpires/Referees
 Name MARRIE Club _____
 Signature [Signature] Name BARRIE M. Club _____
 Signature _____ Name _____ Club _____

Officials Report

Scorekeeper: _____
 Time Clock: _____
 Groundsman: _____
 Yellow Card: _____
 First Aid: _____
 Correct Starting Time: _____
 Correct Uniforms: _____
 Comments: _____

1st Named Team Start

2nd Named Team Glenside

LSA No.	No.	Initials	Surname (In Alphabetical Order)	Penal	Assist	Goals				Total	LSA No.	No.	Initials	Surname (In Alphabetical Order)	Penal	Assist	Goals				Total
						1	2	3	4								1	2	3	4	
	53	A	Caporitti (1)								14	B	Bartlett								1
	21	S	Correll (3)	1							3	J	Cluse	1							1
	43	D	Hansford		11		11		22		15	R	Alford		1					111	4
	74	C	Jones	1					-1		5	K	Frankee	11							
	2	J	Knowler (4)		1				-1				Glenside								
	5	A	Linder (is home)	1							7	M	Griffin							111	3
	12	B	McGuinness								1	D	Lyons	111							-3
	20	L	Partington								6	M	Langley		111						
	16	C	Steffe			1	1		2		13	C	Mortimer								
	51	A	Fitzgerald (2)								16	Dy	Nangle								
	6	B	Tuck					1	1		9	B	Robinson		1					1	1
	32	N	Tuck (Capt)	11	1				-1		4	B	McIntosh	1	11					1	1
	22	B	Turner								17	A	Semmler		1	111				1	4
	42	T	Tuxford (Capt) (5)			1		1	2		8	M	Shedden	1							
											18	D	Stevens	1							
											2	J	Killen	11							
						Totals 2 3 - 2 7										Totals 5 2 3 5 15					

Officials Report

Referee: No. No.

Time Clock: Yes No

Green Card: No No

Yellow Card: No No

Red Card: No No

Correct Starting Time: Yes No

Correct Uniform: No No

Comments:

Checked Young: No No

Won by Glenside Umpires/Referees Score 15 to 7

Signified Correct... Signature [Signature] Name Brian Peak Club _____

1st Named Team Start Signature [Signature] Name P. J. [Signature] Club _____

Named Team [Signature] Signature _____ Name _____ Club _____

1st Named Team

BRIGHTON BLACKFEET 2

2nd Named Team

BRIGHTON BOMBERS 1

LSA No.	No.	Initials	Surname (In Alphabetical Order)	Penal	Assist	Goals				Total	LSA No.	No.	Initials	Surname (In Alphabetical Order)	Penal	Assist	Goals				Total				
						1	2	3	4								1	2	3	4					
	17	M	BURNE	T								1	M	COLE							1				
	18	J	ELLIOT									8	A	DALLISSON		11			11	1	3				
	19	P	KEANE						1			10	R	DUNN			111		1	1	6				
	11	B	LEE									5	G	ELLISS			11				2				
	7	C	LERAY					1			20	P	ELSON								1				
	10	L	MCNICOL									14	A	HILL							1				
	15	J	RAYMOND		11			1	1	2		15	D	MACK			11	1	1	1	6				
	13	G	REVELL					1	1	1		19	S	MACKINNON							2				
	9	T	SNOWBALL									2	T	LEE											
	16	D	TERRY									3	B	STUART											
	20	I	WILLIAMS		1							18	C	TERRY											
	12	C	HILLS																						
	14	T	LINDNER																						
										Totals		<u>00235</u>				Time Outs		<u>1</u>		Totals		<u>626520</u>			

Won by BOMBERS

Signified Correct
1st Named Team Blackfeet

2nd Named Team Bombers

Umpires/Referees

Signature [Signature]
Signature [Signature]
Signature [Signature]

Score 5 to 20

Name M. BENDALL Club _____
Name [Signature] Club _____
Name _____ Club _____

Officials Report

Scorer: _____
Time Clock: _____
Penalty Clock: _____
Yellow Card: _____
Red Card: _____
Correct Starting Time: _____
Correct Underage: _____
Comments: _____
Coach's Young: _____



Report from West Torrens Club Date 25/6/08 Round 10 Grade Rejerris Mens/Womens

1st Named Team West Torrens

2nd Named Team Sturt

LSA No.	No.	Initials	Surname (In Alphabetical Order)	Penal	Assist	Goals				Total	LSA No.	No.	Initials	Surname (In Alphabetical Order)	Penal	Assist	Goals				Total						
						1	2	3	4								1	2	3	4							
	17	R	SMISSEN								53	M	CAROLITTI														
	3	D	LOMMAN (2)								21	S	CORRELL														
	2	S	DIETRICH								10	B	HAMILTON								7						
	15	G	BARCOCK								43	D	HANSFORD								6						
	27	J	CLARK (1)								74	C	JONES								1						
	41	S	HORTON								2	J	KNOWLER														
	1	L	RAY								12	B	McGUINNESS														
	31	R	HORTON										WINTERBURN								2						
	23	H	CAMPBELL								20	L	PARTINGTON														
	4	J	KENMELLE								56	J	REA								1						
	14	O	KETALLICK								16	C	STEFFE								4						
			FRITTON								32	N	TUCIC														
	31	V	MULLINS								22	B	TANNER								1						
											42	T	TRXFORD								1						
						Totals											Totals										
						1	2	0	1	4							7	4	6	4	21						

Officials Report

Scorers
 1st Team Yes No
 2nd Team Yes No

Time Clock
 Yes No

Green Card
 Yes No

Yellow Card
 Yes No

Red Card
 Yes No

Correct Starting Time
 Yes No

Correct Uniforms
 1st Team Yes No
 2nd Team Yes No

Comments

Coaches' Voting
 Most Valuable Player
 (Senior & U17 Grades Only)

1. Name Sturt Club Sturt No. 21

2. Name Lomman Club West Torrens No. 3

3. Name Sturt Club Sturt No. 70

(Both Coaches to sign)
 Name Sturt Club Sturt

Signature [Signature]

Name Sturt Club Sturt
 Signature [Signature]

Won by Sturt
 Signified Correct...
 1st Named Team [Signature]
 2nd Named Team [Signature]

Umpires/Referees
 Name ROBIN STEVENS Club ACRA
 Signature [Signature] Name IAN DOWSETT Club ACRA
 Signature [Signature] Name _____ Club _____

Time Outs 1/2/1 **Totals** 7/4/6/4/21

Score 21 to 4

1st Named Team ADELAIDE UNI 2nd Named Team BRIGHTON

LSA No.	No.	Initials	Surname (In Alphabetical Order)	Penal	Assist	Goals				Total	LSA No.	No.	Initials	Surname (In Alphabetical Order)	Penal	Assist	Goals				Total
						1	2	3	4								1	2	3	4	
	4	O	Lovat	T			1		1		11	M	ATS	-							
	16	J	Lovat								6	S	BILS BOROW								
	3	D	Potts								8	M	COLE								
	7	D	svillans					1	1			A	DALLISON <i>D</i>								
	1	T	coker			1	1		2		2	R	DUNN			1		1	1	4	
	84	C	Young								4	J	EDWARDS								
	13	D	Walton								5	G	ELLISS	-					1	1	
	11	M	kenefick	-							17	P	ELSON								
	65	H	Graham								14	A	HILL								
	68	M	Dow	T							9	C	LINDNER	-					1	1	
	15	S	Eckhard								15	D	MACK								
	2	C	Adamek						4		19	S	MACKINNON			1	1	1	4		
	14	S	Molloy						3			K	MAURER <i>D</i>								
	6	S	Phillips						3		3	B	STUART					1	1	2	
	93	H	Pham	T							18	C	TERRY	T							
	8	R	Bailey																		
						Totals 2 2 5 0											Totals 3 3 5 1				

Won by Brighton
 Signified Correct [Signature]
 1st Named Team [Signature]
 2nd Named Team [Signature]

Umpires/Referees
 Signature [Signature] Name R Smallison Club ALRA
 Signature [Signature] Name JR TOOGOOD Club ALRA
 Signature _____ Name _____ Club _____

Officials Report

Score 12 to 11

Time Outs _____

Comments _____

1st Named Team NORTH ADELAIDE

2nd Named Team STURT

LSA No.	No.	Initials	Surname (In Alphabetical Order)	Penal	Assist	Goals				Total	LSA No.	No.	Initials	Surname (In Alphabetical Order)	Penal	Assist	Goals				Total
						1	2	3	4								1	2	3	4	
	9	D	ROBERTSON (5)								53	M	CAPRIOTTI								
	28	J	ACKERS								21	S	CORRELL								
	30	S	MAYMAN (2)								38	N	GEVE								
	6	M	KLAWITTER	1134							10	B	HAMILTON (STHO)	T	11	11	11	11	11	11	7
	36	B	LEO		1						43	D	HANSFORD		1111	1	1	11	11		6
	20	M	BARANAUSKAS (3)	T	1				1		2	J	KNOWLER								
	2	W	TREZONA (3)								74	C	JONES								1
	3	S	TUCKER								5	A	LINDER								
		S	PALMER								12	B	MC GUINNESS		1						
	31	J	CHARLES	1							20	L	PARTINGTON	1							
	10	M	ELLIOTT (4)	4					1		16	C	STEFFE	1	11						2
	14	D	SANDERS			1	1		2		6	B	TUCK	T	11						
	12	G	TAPE			1	1		2		32	N	TUCK (CAPT)	1		1					3
	21	K	LENNOX INJURED		1						22	B	TURNER								
	18	T	SWAINE INJURED								42	T	TUXFORD			1	11	1			4
	81	D	BAKER (2)	1131																	
	18	L	MCCARD	2																	
	24	J	HARMONY (1)	1	1																
	16	D	BLAY																		
		S	BLAY																		
			BLAY																		
						Totals 2 2 1 1 6										Totals 4 6 7 6 27					

Officials Report

Scorer: _____
 Referee: _____
 Time Clock: _____
 Green Card: _____
 Yellow Card: _____
 Red Card: _____
 Correct Starting Time: _____
 Correct Lineforms: _____
 Comments: _____

Crossing Verifying
 Name: _____
 Signature: _____

Won by STURT
 Signified Correct...
 1st Named Team NORTH ADELAIDE
 2nd Named Team STURT

Umpires/Referees
 Signature [Signature] Name HARRIE Club _____
 Signature [Signature] Name B. MARSHALL Club _____

1st Named Team Brighton

2nd Named Team Glendalg

LSA No.	No.	Initials	Surname (In Alphabetical Order)	Penal	Assist	Goals				Total	LSA No.	No.	Initials	Surname (In Alphabetical Order)	Penal	Assist	Goals				Total	
						1	2	3	4								1	2	3	4		
	39	N	Byrne							1368	14	B	BARTLETT								1	1/1
	17	B	Cornin								7	J	CLOSE								2	2/1
	2	J	Elliott							2119	1	R	ELEFHERICO									
	22	P	Keane							335	5	K	FRANKEE									1
	26	B	Lee							1388	3	A	GIKAS	T, FT	"							1/2
	19	C	Leray	T						1402	2	J	KILLEN									4
	38	L	McNicol							2340	6	M	LANGLEY									1
	32	M	Etellers								13	C	MORTIMER									2
			E Mills							1422	10	DA	NANGLE									2
			S Petham							1423	16	DY	NANGLE									2/1
	20	S	Pike	T						2012	9	B	ROBINSON									2/1
	24	T	Snowball									J	SCARLE									1/2
	34	J	Raymond							1433	17	A	SEMMLER									1/2
	36	D	Terry							1444	18	D	STEVENS	IT								1/2
	35	P	Terry								12	C	WHITE									1/2
	40	I	Williams																			
	13	A	Revell																			
						Totals 00101										Totals 533314						

Officials Report

Scorer: _____
Time Clock: _____
Green Card: _____
Yellow Card: _____
Penal Card: _____
Correct Starting Time: _____
Correct Uniform: _____
Comments: _____

Coach: _____
Club: _____

Won by Glendalg
Signified Correct [Signature]
1st Named Team [Signature]
2nd Named Team [Signature]

Umpires/Referees
Signature [Signature] Name CRAIG JAEGER Club STURT
Signature [Signature] Name [Signature] Club ALBA
Signature _____ Name _____ Club _____

Score 1 to 14

1st Named Team Adelaide Uni 2nd Named Team Brighton Black Feet

LSA No.	No.	Initials	Surname (In Alphabetical Order)	Penal	Assist	Goals				Total	LSA No.	No.	Initials	Surname (In Alphabetical Order)	Penal	Assist	Goals				Total
						1	2	3	4								1	2	3	4	
	4	O	Lovat (c)	T	11	1		1		2		35	J	Raymond							
	16	J	Lovat	1								40	I	Williams (1)	T		1		1	11	4
	11	M	Kenefick									19	C	Le Ray (3)	11		1	1	1		3
	17	D	Potts									13	G	Levell							
	84	C	Young									34	N	Byrne (2)	T	1					
	1	T	Coker (vc)						111	3		24	T	Snowball	11						
	13	D	Walton	111								25	J	Elliot (4)							
	7	D	Svillans					1	1			38	C	Mills			1				1
	15	S	Eckhard									10	S	Pike	T	1111					
	2	C	Adamek		1		1	1	1	3		22	D	Keane (5)					1	1	
	14	S	Molloy	11		11	11			4		17	B	Cronin	T						
	6	R	Bailey			1				1		36	B	Lee		11					
	93	A	Graham	1								26	D	Terry							
/										/											
Time Outs 1										Time Outs 1											
Totals 3 2 4 5 14										Totals 3 1 3 2 9											

Officials Report

Scoring
 1st Team: Yes No
 2nd Team: Yes No

Time Clock
 Yes No

Green Card
 Yes No

Yellow Card
 Yes No

Red Card
 Yes No

Correct Starting Time
 Yes No

Correct Uniforms
 1st Team: Yes No
 2nd Team: Yes No

Comments

Correct Netting
 Most Dangerous Player
 Correct 1st/2nd Quarter

Name: _____ Club: _____
 Name: _____ Club: _____
 Name: _____ Club: _____
 Name: _____ Club: _____
 Name: _____ Club: _____
 Name: _____ Club: _____
 Name: _____ Club: _____
 Name: _____ Club: _____
 Name: _____ Club: _____
 Name: _____ Club: _____
 Name: _____ Club: _____

Won by Adelaide Uni Umpires/Referees Score 14 to 9
 Signified Correct... Signature [Signature] Name PASTERNA Club _____
 1st Named Team [Signature] Signature [Signature] Name D J MENDOZA Club _____
 2nd Named Team [Signature] Signature _____ Name _____ Club _____



Report from GLENELG Club Date 14/6/00 Round 8 Grade RESERVE Mens / Womens

1st Named Team GLENELG. 2nd Named Team WOODVILLE

LSA No.	No.	Initials	Surname (In Alphabetical Order)	Penal	Assist	Goals				Total	LSA No.	No.	Initials	Surname (In Alphabetical Order)	Penal	Assist	Goals				Total								
						1	2	3	4								1	2	3	4									
	14	B	BARTLETT								9	M	CARPELLOTTI						11		2								
	5	K	FRANKE								18	M	ELLIS																
	8	S	DINNING								8	M	HOGAN								1								
	2	J	KILLEN								46	A	JOHNS																
1404	6	M	KOLEN		1				1		33	C	M'GIBB																
1388		A	GIKAS ^{B7}		11						29	G	PAUL																
1467	10	D	LYONS	④							4	M	RYAN		1														
	13	C	MORTIMER	①					1		11	M	SMITH								1								
1422	9	D	NANGLE						1		14	AD	YOUNG																
2012	1	B	ROBINSON		1				1		31	AD	YOUNG																
1433	17	A	SEMMLER	⑤			11	1	3		17	M	NOBLE																
1443	16	CHR	STEVENS	②			1	1	3		38	N	CHAPMAN ^P																
1444	18	DAN	STEVENS								6	T	PHILIP																
	11	M	STILGOE								57	L	SOUTHWELL																
2173	4	J	HINDS	③	111		1	1	2		25	P	FREISCHLER ^P																
											45	J	DOWLING																
											1	T	Dwyer																
Totals										1	3	5	2	11	Totals										0	2	0	2	4

Officials Report

Scorers
 Time Clocks
 Umpires Card
 Yellow Card
 Red Card
 Control Starting Time
 Control Uniforms
 Comments
 Coach's Writing


Won by GLENELG
 Signified Correct...
 1st Named Team [Signature]
 2nd Named Team [Signature]

Umpires/Referees
 Signature [Signature] Name R. MOLLISON Club _____
 Signature [Signature] Name P. McConachy Club _____
 Signature _____ Name _____ Club _____

Score 11 to 4

White Copy to REGISTRAR Blue Copy to CLUB Yellow Copy to UMPIRES/REFEREES

1st Named Team WEST TORRENS. 2nd Named Team NORTH ADELAIDE

LSA No.	No.	Initials	Surname (In Alphabetical Order)	Penal	Assist	Goals				Total	LSA No.	No.	Initials	Surname (In Alphabetical Order)	Penal	Assist	Goals				Total												
						1	2	3	4								1	2	3	4													
	17	L	RAY.	11							28	J	ACKERS	11																			
	3	D	LOMAN			1	1				81	D	BAKER	11																			
	41	S	HORTON	1	1	1	1	1			30	M	BARANAUSKAS																				
	27	J	HORTON	1	1	1	1	1			24	J	CARMODY																				
	19	J	SCHAR								31	J	CHARLES																				
	5	M	HEAD	1							21	J	DRINNE LENNOX	1																			
	4	W	LITTLE	1	1	1	1				16	B	GASPARI	1																			
	1	R	SMISEN								2	S	GILBERT																				
	18	D	PANDELL								6	M	KLAWITTER	11																			
	7	T	COLTON-SMITH	1	1						36	B	LEO																				
	10	M	LARWOOD	1							13	S	KILFORD																				
	8	S	DETRICH.	1							33	C	MAYMAN																				
	15	G	BADCOCK.	1							30	S	MAYMAN																				
	21	V	MULLINS	1							38	T	O'BRIEN																				
												18	S	PALMER M'CARD																			
												19	Dan	ROBERTSON	1							4	Dave	ROBERTSON									
												3	A	SANDERS								14	D	SANDERS									
												96	B	SKUSE																			
												12	C	TAPE																			
												31	S	TUCKER.																			
						Totals 3 3 2 3 11											Totals 1 1 1 2 4																

Won by WEST TORRENS
 Signified Correct...
 1st Named Team WEST TORRENS
 2nd Named Team NORTH ADELAIDE

Umpires/Referees
 Signature [Signature] Name D MARRIAGE Club ALRA
 Signature [Signature] Name JR TORRENS Club ALRA
 Signature _____ Name _____ Club _____

Time Outs _____ Score 11 to 4

Officials Report

Scorers
 1st Team Yes No
 2nd Team Yes No

Time Clock
 Yes No

Green Card
 Yes No

Yellow Card
 Yes No

Red Card
 Yes No

Correct Starting Time
 Yes No

Correct Uniforms
 1st Team Yes No
 2nd Team Yes No

Comments

Coaches' Voting
 Most Valuable Player
 (Senior & U17 Grades Only)

1. Name: _____
 Club: _____ No. _____

2. Name: _____
 Club: _____ No. _____

3. Name: _____
 Club: _____ No. _____

(Both Coaches to sign)
 Name: _____ Club: _____
 Signature: _____
 Name: _____ Club: _____
 Signature: _____



1st Named Team STURT

2nd Named Team BRIGHTON

LSA No.	No.	Initials	Surname (In Alphabetical Order)	Penal	Assist	Goals				Total	LSA No.	No.	Initials	Surname (In Alphabetical Order)	Penal	Assist	Goals				Total		
						1	2	3	4								1	2	3	4			
	53	M	Capriotti								39	N	BYRNE (3)										
	21	S	Correll								35	B	BURKE (Capt)		1								
	51	A	Fitzgerald		1							B	CRONIN (2)										
	74	C	Jones		1				1			M	ERKELENS (1)										
	38	N	Geue								22	P	KEANE (4)	T		1							
	41	T	Faloon						2		19	C	LERAY (3)										
	43	D	Harsford		1	1			4			T	LINDNER (1)										
	5	A	Lindner						1		31	L	MENICOL										
	20	L	Partington									C	MILLS (1)										
	12	B	McGuinness (Capt)		1				1		17	B	OSHAUGHNESSY										
	16	C	Steffe		1				1		20	S	PIKE	1									
	6	B	Tuck	T					2		34	J	RAYMOND (Capt)										
	32	N	Tuck		1	1			3		13	G	REVELL										
	22	B	Turner		1				1		24	T	SNOWBALL										
	42	T	Tuxford (Capt)		1				1		28	D	TERRY (5)										
												P	TERRY (1)										
											40	I	WILLIAMS										
											25	B	LEE (1)										
											26	J	MCBATCHLEY	T									
											36	J	ELWOT										
						Totals				8 2 1 5 16							Totals				2 2 1 5		

Time Outs 1

Time Outs 1

Won by Sturt

Signified Correct...

1st Named Team

2nd Named Team

Umpires/Referees

Signature [Signature]

Signature [Signature]

Signature _____

Score 16 to 5

Name R. Malison Club _____

Name S. RETALLICK Club _____

Name _____ Club _____

Officials Report

Score: Yes No
 Referee: Yes No
 First Chair: Yes No
 Green Card: Yes No
 Yellow Card: Yes No
 Red Card: Yes No
 Correct Timing: Yes No
 Correct Uniforms: Yes No
 Comments: _____
 Candidate: Yes No
 Referee: Yes No
 Umpire: Yes No
 Signatures: _____

Report from Sturt Club Date 7-6-08 Round 6 Grade R3

1st Named Team STURT

2nd Named Team BRIGHTON B

LSA No.	No.	Initials	Surname (In Alphabetical Order)	Penal	Assist	Goals				Total	LSA No.	No.	Initials	Surname (In Alphabetical Order)	Penal	Assist	Goals				Total																								
						1	2	3	4								1	2	3	4																									
x	53	M	CAPRIOTTI										39	N	BYRNE																														
x	24	S	CORRELL (5)										35	B	BURKE (Capt)				1																										
			XXXXXXXXXX																																										
x	51	A	FITZGERALD (1)		11					-2																																			
	5	A	LINDNER							1			22	P	KEANE	T					1																								
	49	T	FALCON					1		1			19	C	CEAY																														
x	38	N	GUEE																																										
x	43	D	HAN'S FORD (4)			1111				1			31	L	MCNICOL																														
	12	B	MCQUINN (Capt)							1			17	B	OSHAUGHNESSY				1																										
	42	T	TUXFORD (Capt)		111					1			20	S	Pike																														
	6	B	TUCK	T									34	J	Raymond (Capt)				1																										
	32	N	TUCK		11					1			13	G	Revell																														
x	74	C	JONES (3)										24	T	snowball																														
	20	L	PARRINGTON										28	D	Terry																														
x	16	B	SMITH (2)		1					1																																			
x	22	B	TURNER										40	I	Williams																														
													25	B	lee																														
													26	J	McAuchley																														
													36	J	ELLIOTT																														
						Totals 8 2 1 5 16												Totals 2 2 1 - 5																											
Time Outs		1 / 1										Time Outs		1 / 1																															

Officials Report

Scoring
 Time Clock
 Ground Crew
 Yellow Card
 Red Card
 Correct Starting Time
 Correct Lineouts
 Comments
 Discipline Notes

Won by Sturt
 Signified Correct
 1st Named Team [Signature]
 2nd Named Team [Signature]

Umpires/Referees
 Score 16 to 5
 Name R. Molison Club ALD.
 Name S. RETALICK Club
 Name _____ Club _____

1st Named Team Glenelg

2nd Named Team NORTH ADELAIDE

LSA No.	No.	Initials	Surname (In Alphabetical Order)	Penal	Assist	Goals				Total	LSA No.	No.	Initials	Surname (In Alphabetical Order)	Penal	Assist	Goals				Total																		
						1	2	3	4								1	2	3	4																			
	14	B	Bartlett						1		28	J	ACKERS																										
	5	K	frankiee									D	BAKER																										
	3	A	Carikas									1	C	BARBER																									
	9	J	HINDS						3		24	J	CARMODY																										
	16	M	Kolen									J	CHARLES																										
	6	M	Langley						3		16	B	GASPARI																										
	13	C	morimer									S	GILBERG																										
	8	D	Nangle						2		6	M	KLAWITTER																										
	1	B	Robinson						3		36	B	LEO																										
	2	J	Killen								33	C	MAYMAN																										
	17	A	Semaer						4		30	S	MALMAN																										
	10	J	Searle									T	O'BRIEN																										
	11	M	Stilgoe								27	S	PALMER																										
	7	P	White						1		4	Dave	ROBERTSON																										
	12	T	Whiff						1		3	A	SANDERS																										
	18	M	Vanzyl								14	D	SANDERS																										
												A	SENZEL																										
											96	B	SKUSE																										
												H	SWANEY																										
												T	SWANEY																										
												G	TAPÉ																										
Time Outs										Totals										Time Outs										Totals									

Officials Report

Scorers
1st Team Yes No
2nd Team Yes No

Time Clock
Yes No

Green Card
Yes No

Yellow Card
Yes No

Red Card
Yes No

Correct Starting Time
Yes No

Correct Uniforms
1st Team Yes No
2nd Team Yes No

Comments

Coaches' Voting
Most Valuable Player (Senior & U17 Grades Only)

1. Name.....
Club.....No.....

2. Name.....
Club.....No.....

3. Name.....
Club.....No.....

(Both Coaches to sign)
Name.....Club.....
Signature.....
Name.....Club.....
Signature.....

Won by Glenelg

Umpires/Referees

Score 18 to 1

Signified Correct...

Signature [Signature]

Name CHARLIE Club [Club]

1st Named Team [Signature]

Signature [Signature]

Name CRAIG JOEBEK Club STURD

2nd Named Team [Signature]

Signature [Signature]

Name [Name] Club [Club]

1st Named Team GLENELG 2nd Named Team NORTH ADELAIDE

LSA No.	No.	Initials	Surname (In Alphabetical Order)	Penal	Assist	Goals				Total	LSA No.	No.	Initials	Surname (In Alphabetical Order)	Penal	Assist	Goals				Total
						1	2	3	4								1	2	3	4	
1368	14	B	BARTLETT						1		28	J	ACKERS								
		J	CLOSE HS									D	BAKER HS								
335	5	K	FRANKEE								1	C	BARKER								
1398	3	A	GIKAS								24	J	CARMODY								
2173	9	J	HINDS						3			J	CHARLES HS								
1404	16	M	KOLEN								16	O	GASPARI								
2340	6	M	LANGLEY	4					3			J	GILBERT								
1413	15	C	MORTIMER	1							6	M	KLAUWITZ								
1422	8	D	NIANGLE						2			D	LEO HS								
2012	1	B	ROBINSON						3			C	MAYMON								
1402	2	J	KILLEN								30	S	MAYMON								
1433	17	A	SEMMER	5					4			T	O'BRIEN								
2584	10	S	SEARLE									27	J	PALMER							
1445	11	M	STILGOE								4	DA	ROSEBROW								
1453	7	P	WHITE	2					1		3	A	SANDERS								
1459	12	T	WITT	3					1		14	D	SANDERS								1
	18	M	VAN ZYL HS									A	SEVELL								
											96	D	SKUSE								
												H	SWANNE								
												T	SWANNE HS								
												G	DARRE HS								
Time Outs						Totals 4 5 5 4 18					Time Outs						Totals 0 0 0 1 1				

Won by GLENELG Score 18 to 1
 Signified Correct... [Signature] Umpires/Referees Name HARRIE Club [Signature]
 1st Named Team [Signature] Signature [Signature] Name CROIG JEBBER Club STURT
 2nd Named Team [Signature] Signature [Signature] Name [Signature] Club [Signature]

Officials Report

Scorers
 Not Used: Yes No
 Not Used: Yes No
 Time Clock: Yes No
Green Card
 Not Used: Yes No
Yellow Card
 Not Used: Yes No
Red Card
 Not Used: Yes No
Goalkeeping Time
 Not Used: Yes No
Correct Uniforms
 Not Used: Yes No
Comments

1st Named Team ETP 2nd Named Team BRIGHTON BOMBERS 1

LSA No.	No.	Initials	Surname (In Alphabetical Order)	Penal	Assist	Goals				Total	LSA No.	No.	Initials	Surname (In Alphabetical Order)	Penal	Assist	Goals				Total
						1	2	3	4								1	2	3	4	
	33	P	GRAY								11	M	ATS								
	38	J	MCGEE								6	S	BILSBOROW								
	40	T	ROSS								1	M	COLE								
	11	T	PRINGLE								8	A	DALLISON								2
	36	A	MARIFIOTI								10	R	DUNN								1
	7	M	SMITH								5	G	ELLISS								1
	34	B	MORRIS								7	S	GILBERT								3
	32	MJ	SMITH								4	S	HILL								4
	26	M	VICKERY								2	T	LEE								
	2	T	LINDNER										K MACHNER								
	4	A	NEVILLE								15	D	MACK								
	28	D	PLATT								20	J	MACKINNON								
	22	C	SEMMER								19	S	MACKINNON								1
	35	B	HARRISON								14	K	MAURER								1
	5	D	MORRIS								9	L	PRIDHAM								1
											3	B	STUART								1
Time Outs										Totals											
-										- - 2 - 2											
Time Outs										Totals											
										5 5 4 1 3											

Won by BRIGHTON
 Signified Correct...
 1st Named Team ETP
 2nd Named Team BRIGHTON BOMBERS 1

Umpires/Referees
 Signature [Signature]
 Signature [Signature]
 Signature [Signature]

Score 15 to 2
 Name LOBIN Club _____
 Name B. MARSLAND Club _____
 Name _____ Club _____

Officials Report

Umpire/Referee: [] [] [] []
 Time Clock: [] [] [] []
 Green Card: [] [] [] []
 Yellow Card: [] [] [] []
 Red Card: [] [] [] []
 Correct Uniforms: [] [] [] []
 Comments: _____
 Corrected Entries: [] [] [] []

1st Named Team ETP

2nd Named Team BRIGHTON 1

LSA No.	No.	Initials	Surname (In Alphabetical Order)	Penal	Assist	Goals				Total	LSA No.	No.	Initials	Surname (In Alphabetical Order)	Penal	Assist	Goals				Total	
						1	2	3	4								1	2	3	4		
	33	P	GRAY								11	M	ATS	11								
	38	J	MCGEE									S	BILSBOROW									
	40	T	ROSS	2	11						1	M	COLE									
	11	T	PRINGLE								8	A	DALLISON									
	30	A	MARIFIOTI								10	R	DUNN									
	7	M	SMITH (4)	11							5	G	ELLIS									
	34	B	MORRIS (3)								7	S	GILBERT									
	32	MJ	SMITH								4	S	HILL									
	26	M	VICKERY								2	T	LEE									
	2	T	LINDNER									K	MACHNER									
	4	A	NEVILLE (5)								15	D	MACK									
	28	D	PLATT (2)								20	J	MACKINNON									
	22	C	SEMMER (1)								19	S	MACKINNON	11								
	35	D	HARRISON	11							14	K	MAURER	12								
	5	D	MORRIS								9	L	PRIDHAM									
											3	B	STUART									
Time Outs						Totals 0020					Time Outs						Totals 5541					

Officials Report

Score: _____ to _____

Time: _____

Green Card: _____

Yellow Card: _____

Red Card: _____

Correct Starting Time: _____

Correct Uniforms: _____

Comments: _____

Won by _____ Umpires/Referees Score 2 to 15

Signified Correct Name Lobin Club _____

1st Named Team ETP Signature _____ Name B. MARSLAND Club _____

2nd Named Team BRIGHTON 1 Signature _____ Name _____ Club _____

1st Named Team EAST TORRENS PAYNEHAM 2nd Named Team UNIVERSITY

LSA No.	No.	Initials	Surname (In Alphabetical Order)	Penal	Assist	Goals				Total	LSA No.	No.	Initials	Surname (In Alphabetical Order)	Penal	Assist	Goals				Total	
						1	2	3	4								1	2	3	4		
	34	B	Morris								2	C	Adamek									
	40	T	ROSS								3	B	Bailey									
	38	F	McGee								1	T	Coker								2	
	13	S	Dawkins								93	H	Graham									
	2	T	Linder								16	J	LOVAT									
	33	P	Gray								4	O	LOVAT									
	7	M	Smith	2							11	M	KeneFick									
	32	MJ	Smith								14	S	Malloy									
			C Semmler								65	H	plam									
	17	T	Pringle								6	S	Phillips	3							5	
	28	D	platt								10	D	Potts									
	26	M	Vickery						2		7	D	Svilans									
	19	A	Ruppel						3		44	C	Young									
	6	T	GRAY						2		13	D	Walton									
	46	S	BLIGHT						1		15	M	Dow									
	35	B	Harrison						1		17	S	Eckard									
	3	S	MIRAN								8	J	Nayles-Jenkins									
	39	S	LIM						4													
Time Outs <u>1</u>										Time Outs <u>1</u>												
Totals <u>5</u> <u>2</u> <u>4</u> <u>4</u> <u>15</u>										Totals <u>0</u> <u>1</u> <u>3</u> <u>4</u> <u>8</u>												

Won by ETP Umpires/Referees Score 15 to 8
 Signified Correct... Signature S. Retallick Name S. RETALLICK Club _____
 1st Named Team ETP Signature P.J. McConaughy Name P.J. McConaughy Club _____
 2nd Named Team UNIVERSITY Signature _____ Name _____ Club _____

Officials Report

Spectator: Yes No

Time Check: Yes No

Green Card: Yes No

Yellow Card: Yes No

Red Card: Yes No

Correct Starting Time: Yes No

Correct Uniform: Yes No

Comments: _____

Correctly Wearing: All Visible Player Official Identification Only

Player: _____

Referee: RETAILLICK

Club: _____

1st Named Team West Torrens

2nd Named Team Glenelg

LSA No.	No.	Initials	Surname (In Alphabetical Order)	Penal	Assist	Goals				Total	LSA No.	No.	Initials	Surname (In Alphabetical Order)	Penal	Assist	Goals				Total													
						1	2	3	4								1	2	3	4														
2496	21	R	SMISSEN								14	B	BARTLETT																					
871	41	S	HORTON								5	J	CLUSE																					
879	4	W	LITTLE								11	K	FRANKLE																					
897	17	L	RAY								15	J	HARRIS																					
880	3	D	LOOMAN								4	R	KELLY																					
3224	18	D	RANDALL								2	J	KILLEN																					
858	12	T	COLTON SMITH								9	M	LARGUS																					
876	10	M	LARWOOD								16	D	LYONS																					
2254	5	O	KEBALICK								6	M	KOLEN																					
<p>FORFEIT BY W/T 1755</p>											8	C	O'DONNELL																					
											17	A	SEMMER																					
											18	D	STEVENS																					
											7	P	WHITE																					
											12	T	WITT																					
<p>860/12 S D ETRICH 883/13 T M REDONALD</p>											<p>SCRATCH MATCH PLAYED</p>																							
											Totals 0 0 0 1 1						Totals 25 10 8																	

Officials Report

Score: _____ to _____

Time Check: _____

Green Card: _____

Yellow Card: _____

Red Card: _____

Correct Starting Time: _____

Correct Length: _____

Correct Location: _____

Correct Weather: _____

Correct Timing: _____

Correct Referee: _____

Correct Umpires: _____

Correct Venue: _____

Correct Date: _____

Correct Time: _____

Correct Club: _____

Correct Grade: _____

Correct Referee: _____

Correct Umpires: _____

Correct Venue: _____

Correct Date: _____

Correct Time: _____

Correct Club: _____

Correct Grade: _____

Won by Glenelg (Forfeit) Score 10 to 0

Signified Correct... Umpires/Referees Name R Mollison Club ALFA

1st Named Team Signature [Signature] Name B MARSLAND Club ALFA

2nd Named Team Signature [Signature] Name _____ Club _____

White Copy to REGISTRAR Blue Copy to CLUB Yellow Copy to UMPIRES/REFEREES

1st Named Team Glenelg

2nd Named Team West Torrens

LSA No.	No.	Initials	Surname (In Alphabetical Order)	Penal	Assist	Goals				Total	LSA No.	No.	Initials	Surname (In Alphabetical Order)	Penal	Assist	Goals				Total											
						1	2	3	4								1	2	3	4												
	14	B	BARTLETT								21	R	Smitsen																			
	5	J	CLUSE	1		1					41	S	Horton								1											
	11	K	FRANKEE								4	W	Little																			
	15	J	HARRIS								17	L	Ray																			
	4	R	KELLY								3	D	Lomman																			
	2	J	KILLEN								18	D	Randell																			
	9	M	LANGLEY								12	T	Colton-Smith																			
1407	16	D	LYONS	1							10	M	Larwood																			
1404	6	M	KOLEN								5	O	Reballik																			
	8	C	O'DONNELL								<p style="text-align: center; font-size: 2em; font-weight: bold;">FORFEIT</p> <p style="text-align: center; font-size: 1.5em; font-weight: bold;">BY</p> <p style="text-align: center; font-size: 1.5em; font-weight: bold;">WEST TORRENS</p>																					
1433	17	A	SEMMLER																													
1437		A	SMITH																													
1444	13	D	STEVENS																													
	7	P	WHITE																													
1459	12	T	WITT																													
<p style="font-size: 1.5em; font-weight: bold;">SCRATCH MATCH PLAYED</p>																																
Totals											2	5	10	8	Totals				0	0	1	1										
Time Outs											Time Outs																					

Won by Glenelg
 Signified Correct...
 1st Named Team _____
 2nd Named Team West Torrens

Umpires/Referees
 Signature [Signature] Name R. Mousar Club ALRA
 Signature [Signature] Name B. MARSLAND Club ALRA
 Signature _____ Name _____ Club _____

Score 10 to 0

Officials Report

Scorekeeper
 Yes No
 Time Clock
 Yes No
 Green Card
 Yes No
 Yellow Card
 Yes No
 Red Card
 Yes No
 Correct Shooting Form
 Yes No
 Correct Uniforms
 Yes No
 Comments _____

Coaches Voting
 About Minutes Played
 [Grid of checkboxes]



Report from BRIGHTON

Club BRIGHTON 2 Date 31 MAY 08 Round _____

Grade RES Mens/Womens

1st Named Team BRIGHTON 1

2nd Named Team BRIGHTON 2

LSA No.	No.	Initials	Surname (In Alphabetical Order)	Penal	Assist	Goals				Total	LSA No.	No.	Initials	Surname (In Alphabetical Order)	Penal	Assist	Goals				Total	
						1	2	3	4								1	2	3	4		
	14	S	BILSBORROW			"	"	"	"	4		15	N	BYRNE (4)								
	8	A	DALLISON									17	B	CRONIN								
	11	M	ATS			"	"	"	"	4-1		1	J	ELLIOT								
	91	G	ELLIS			"				2		18	M	EKELENS								
	1	S	HILL			"				2-1		20	P	KEANE								
	9	A	HILL			"				1-1		9	B	LEE (2)								
	10	C	LINDNER									19	C	LERRAY								
	29	J	MACKINNON			"	"	"	"	3		16	T	LINDNER								
	2	S	MACKINNON			"	"	"	"	4-1		14	L	MENICOL								
	15	D	MACK			"	"	"	"	3-2			C	MILLS								
	20	R	PETTI GROVE			"	"	"	"			12	B	O'SHAUGHNESSY								
	13	B	STUART			"	"	"	"	2		11	S	PIKE (3)								
	17	C	TERRY										G	REVEL								
	7	H	WALPOLE									10	T	SNOWBALL								
			MATTI									5	D	TERRY								
	12	T	LEE									13	P	TERRY (5)								
												7	I	WILLIAMS								
												151	J	RAYMOND								
												117	B	BURKE (1)								
						Totals 6 5 7 6 24											Totals 0 0 0 2 2					

Officials Report

Scorers
 1st Team Yes No
 2nd Team Yes No

Time Clock
 Yes No

Green Card
 Yes No

Yellow Card
 Yes No

Red Card
 Yes No

Correct Starting Time
 Yes No

Correct Uniforms
 1st Team Yes No
 2nd Team Yes No

Comments

Coaches' Voting
 Most Valuable Player
 (Senior & U17 Grades Only)

1. Name.....
 Club..... No.....

2. Name.....
 Club..... No.....

3. Name.....
 Club..... No.....

(Both Coaches to sign)
 Name..... Club.....

Signature.....
 Name..... Club.....

Won by BRIGHTON 1

Signified Correct [Signature]

1st Named Team [Signature]

2nd Named Team [Signature]

Umpires/Referees

Signature [Signature]

Signature [Signature]

Signature [Signature]

Score 24 to 2

Name HARRIS Club ALRA

Name [Signature] Club [Signature]

Name _____ Club _____

1st Named Team BRIGHTON BOMBERS 1

2nd Named Team BRIGHTON BLACKFEET 2

LSA No.	No.	Initials	Surname (In Alphabetical Order)	Penal	Assist	Goals				Total	LSA No.	No.	Initials	Surname (In Alphabetical Order)	Penal	Assist	Goals				Total
						1	2	3	4								1	2	3	4	
	11	M	ATS									A	BARTOLOMEW								
	14	S	BILSBOROW									15	N	BYRNE (4)							
	8	A	DALLISON			"	"	"	4			17	B	CRONIN	T						
	91	G	ELLISS		"	"	"	"	4			1	J	ELLIOT							
			ELSON						0			18	M	ERTLENS							
	9	A	HILL		"	"	"	"	1			20	P	KEANE							
	1	S	HILL			"	"	"	2			9	B	LEE (2)							
	10	C	LINDNER		"	"	"	"	1			19	C	LERAY	"						1
	15	D	MAEK		"	"	"	"	4			16	T	LINDNER							
	29	J	MACKINNON						0			14	L	Mc NICHOL							
	2	S	MACKINNON	"		"	"	"	3					MILLS							
	13	B	STUART						0			12	B	O'SHAUGHNESSY							
	17	C	TERRY	"	"	"	"	"	2			11	S	PIKE (3)							
	7	H	WALPOLE						0					BRUEL							
			M						0			10	T	SNOWBALL							
	20	R	PETTIGROVE		"	"	"	"	3			5	D	TERRY							
	12	T	LEE									13	P	TERRY (5)							
												7	I	WILLIAMS	"						1
												151	J	RAYMOND							
												117	B	BURKE (1)							
										<div style="text-align: right;"> <p>Totals 6 5 7 6 24</p> <p>Time Outs <u>1</u>/<u>0</u></p> </div>											

Won by BRIGHTON 1
 Signified Correct [initials]
 1st Named Team [initials]
 2nd Named Team [initials]

Umpires/Referees
 Signature [signature]
 Signature [signature]
 Signature [signature]

Score 24 to 2
 Name HARRIE Club [initials]
 Name [initials] Club [initials]
 Name [initials] Club [initials]

Officials Report

Support
 Yes No
 Time Clock
 Yes No
 Green Card
 Yes No
 Yellow Card
 Yes No
 Red Card
 Yes No
 Contact Starting Firm
 Yes No
 Contact Uniforms
 Yes No
 Comments
 Coaches Voting
 Most Valuable Player
 Goalkeeper of the Day
 [initials]
 [initials]
 [initials]



Report from Woodville Club Date 31.5.08 Round 6 Grade Reserves Mens / Womens

1st Named Team Woodville

2nd Named Team North Adelaide

LSA No.	No.	Initials	Surname (In Alphabetical Order)	Penal	Assist	Goals				Total	LSA No.	No.	Initials	Surname (In Alphabetical Order)	Penal	Assist	Goals				Total	
						1	2	3	4								1	2	3	4		
	9	M	Cappelloti				1			1		28	J	ECKERD								
	18	M	ELLISS ①			1				5		21	D	Baker								
			M HOGAN				1			1		1	C	BARKER								
	39	A	Johns									31	J	CHARLES								
	33	C	McGIRR									81	D	DRONIC								
	29	E	PAULL									16	B	CAMPARI								
	4	M	Ryan									36	B	Leo								
	11	M	Smith									30	S	MAUMEN								
	14	Ad	Young									27	S	Patner								
	31	An	Young ⑤									4	D	Robertson								
	17	M	Noble ④									4	D	SANDERS								
	38	N	Chapman							1				SUTHER								
	25	P	Kaetschmer									17	N	TARCA								
	47	L	Southwell									12	E	TAPe								
	28	L	OSWALD									96	B	Skuse								
	5	D	ZAMMIT ②			1				4		38	L	McCARD								
	4	T	Dwyer									35	D	Blay								
	43	M	Tandell									18	B	HANCOCK								
	49	T	DOWLING ③							1		27	T	O'BRIEN								
			CRA									35	C	MAUMEN								
														CRA								
						Totals 233513					Time Outs <input checked="" type="checkbox"/>						Totals 20024					

Officials Report

Scorer: Yes No

Time Clock: Yes No

Ground Crew: Yes No

Medical Crew: Yes No

Hand Crew: Yes No

Correct Starting Time: Yes No

Correct Uniforms: Yes No

Comments:

Corrected Values: Yes No

Won by WOODVILLE
 Signified Correct
 1st Named Team M. Richardson
 2nd Named Team McMullen

Umpires/Referees
 Signature [Signature]
 Signature [Signature]
 Signature _____

Score 13 to 4
 Name CRAIG JAEGER Club SOVED
 Name LASTEVENS Club _____
 Name _____ Club _____



Report from NORTH ADELAIDE Club Date 31/5/08 Round _____ Grade Res

1st Named Team WOODVILLE

2nd Named Team NORTH ADELAIDE

LSA No.	No.	Initials	Surname (In Alphabetical Order)	Penal	Assist	Goals				Total	LSA No.	No.	Initials	Surname (In Alphabetical Order)	Penal	Assist	Goals				Total												
						1	2	3	4								1	2	3	4													
	9	M	CAPPALUCCI						1			28	J	ACKERS																			
	18	M	ELLISS						5			21	D	BAKER																			
	31	A	JOHNS						1			1	C	BARKER																			
	33	C	MCGURR						1			31	J	CHARLES																			
	29	G	PAULL						1			31	D	DRONIC																			
	11	M	SMITH						1			16	B	EASPAR																			
	14	Ad	YOUNG						1			36	B	LEO																			
	31	AN	YOUNG						1			30	S	MAYMAN																			
	17	M	NOBLE						1			27	S	PAUVIER																			
	38	N	CHAPMAN						1			4	D	ROBERTSON																			
	25	P	KRETSCHMER						1			14	D	SANDERS																			
	47	L	SOUTHWELL						1				F	SWAIN																			
	28	L	OSWALD						4			17	N	TARCA																			
	5	B	ZAMMIT						4			12	G	TAPE																			
	4	T	DWYER						1			96	B	SKUSE																			
	43	M	TANSELL						1			38	L	MCCARD																			
	49	J	DOWLING						1			35	D	BLAY																			
			<u>CRB</u>									18	B	HANCOCK																			
			<u>CRB</u>									27	T	OBRIEN																			
			<u>CRB</u>									33	C	MAYMAN																			
			<u>CRB</u>									<u>CRB</u>																					
						Totals	2	3	3	5	13	Time Outs			1	1	Totals						2	1	2	4							

Won by WOODVILLE
 Signified Correct by M. Richardson
 1st Named Team
 2nd Named Team NORTH ADELAIDE

Umpires/Referees
 Name Craig Jaeger
 Signature [Signature]
 Name Pastorius
 Signature [Signature]

Score 13 to 4
 Name CRAIG JAEGER Club STUD
 Name PASTORIUS Club _____

White Copy to REGISTRAR Blue Copy to CLUB Yellow Copy to UMPIRES/REFEREES

Officials Report

Spectator

Time Clock

Green Card

Yellow Card

Red Card

Corrected Starting Time

Corrected Officials

Comments

Corrected Name

Corrected Number

Corrected Club

1st Named Team BRIGHTON 2nd Named Team BYE

LSA No.	No.	Initials	Surname (In Alphabetical Order)	Penal	Assist	Goals				Total	LSA No.	No.	Initials	Surname (In Alphabetical Order)	Penal	Assist	Goals				Total																			
						1	2	3	4								1	2	3	4																				
		M	ATS																																					
		S	BILSBORROW																																					
		A	DALLISON																																					
		G	ELLIS																																					
		P	ELSON																																					
		A	HILL																																					
		S	HILL																																					
		C	LINDNER																																					
		D	MAEK																																					
		J	MACKINNON																																					
		S	MACKINNON																																					
		B	STUART																																					
		C	TERRY																																					
		M	WITTY																																					
				Totals												Totals																								
Time Outs												Time Outs																												

Officials Report

Scorer
 1st Team 2nd Team
 1st Name 2nd Name

Time Clock
 1st 2nd

Green Card
 1st 2nd

Yellow Card
 1st 2nd

Red Card
 1st 2nd

Correct Starting Time
 1st 2nd

Correct Uniforms
 1st Team 2nd Team

Comments

Correct Red Cards
 1st Team 2nd Team

Won by _____ Umpires/Referees Score _____ to _____

Signified Correct... Signature _____ Name _____ Club _____

1st Named Team [Signature] Signature _____ Name _____ Club _____

2nd Named Team _____ Signature _____ Name _____ Club _____



Report from STURT Club STURT Date 24/5/08 Round 5 Grade RES Mens/Womens

1st Named Team STURT

2nd Named Team WOODVILLE

LSA No.	No.	Initials	Surname (In Alphabetical Order)	Penal	Assist	Goals				Total	LSA No.	No.	Initials	Surname (In Alphabetical Order)	Penal	Assist	Goals				Total	
						1	2	3	4								1	2	3	4		
	21	S	CORRELL							2		9	M	CAPPELLON		11					1	3
	43	D	HANSFORD		11	1				-1		18	M	ELLIS	11		1	1	11		4	-2
	41	T	FALCON		1					-1		24	A	JOHNS								
	74	C	JONES		1							28	C	M'GIRK	T							
	69	A	HAMILTON									29	G	PAUL								
	32	N	TUCK			1			1	2		4	M	RYAN								
	6	B	TUCK									11	M	SMITH								
	20	L	PARTINGTON (5)	11						4		14	A	YOUNG	T							
	42	T	TUXFORD (2)	11	111			1		1		31	A	YOUNG								
	2	J	ANOUR									13	S	ASHOR								
	22	B	TURNER (1)									17	M	NOBLE								
	38	N	GEVE (4)							-2		38	N	CHAPMAN								
	19	N	WAPPER	1	11							25	P	KRETSCHMER								
	16	C	STEFFE									47	L	SOUTHWELL								
	10	B	HAMILTON (3)					111	111	7												
										Totals								3 2 1 7				

Officials Report

Scorers
 1st Team Yes No
 2nd Team Yes No

Time Clock
 Yes No

Green Card
 Yes No

Yellow Card
 Yes No

Red Card
 Yes No

Correct Starting Time
 Yes No

Correct Uniforms
 1st Team Yes No
 2nd Team Yes No

Comments

Coaches' Voting
 Most Valuable Player
 (Senior & U17 Grades Only)

1. Name: B Turner
 Club: Sturt No: 21

2. Name: M Ryan
 Club: Woodville No: 4

3. Name: T Tuxford
 Club: Sturt No: 42

(Both Coaches to sign)
 Name: CRAIG JAEGER Club: NDP

Signature: [Signature]
 Name: _____ Club: _____
 Signature: _____

Won by Sturt
 Signified Correct
 1st Named Team [Signature]
 2nd Named Team [Signature]

Umpires/Referees
 Name [Signature] Club _____
 Name CRAIG JAEGER Club _____
 Name _____ Club _____

Score 16 to 7
 Time Outs 1

Time Outs

Totals 26 - 8 16

1st Named Team Start

2nd Named Team Woodville

LSA No.	No.	Initials	Surname (In Alphabetical Order)	Penal	Assist	Goals				Total	LSA No.	No.	Initials	Surname (In Alphabetical Order)	Penal	Assist	Goals				Total		
						1	2	3	4								1	2	3	4			
	21	S	CORRELL										9	M	Capellotti						1	3	
	43	D	HANFORD										18	M	ELLISS. (1)								4
	41	T	FALLOON										46	M	HEGART								
	74	C	JONES										34	A	JOHNS								
	69	A	HAMILTON										38	C	MC GERR								
	32	N	TUCK										29	G	PAULL								
	6	B	TUCK										4	M	RYAN (2)								
	20	L	PARKINGTON										14	Ad	YOUNG								
	42	J	TUXFORD										31	An	YOUNG								
	2	J	KNEURER										17	M	Noble (3)								
	38	N	GIEVE										38	N	CHAPMAN								
	19	N	WAPPER										25	P	KRETSCHMER (5)								
	16	C	STEFFE										47	L	SOUTHWELL								
	10	B	HAMILTON										11	M	SMITH (4)								
	22	B	TURNER																				
						Totals 2 6 0 8 16										Totals 3 1 2 1 7							
Time Outs										Time Outs						1 1							

Won by Start
 Signified Correct...
 1st Named Team M. Richardson
 2nd Named Team M. Richardson

Umpires/Referees
 Signature [Signature] Name T. A. Toole Club _____
 Signature [Signature] Name CRAIG JASSER Club _____
 Signature _____ Name _____ Club _____

Officials Report

Sigbee: Yes No
 Blue Copy: Yes No
 Green Copy: Yes No
 Yellow Copy: Yes No
 Red Copy: Yes No
 Correct Starting Time: Yes No
 Correct Uniforms: Yes No
 Correct: Yes No
 Correct Rating: Yes No
 Correct Player: Yes No
 Correct Time: Yes No
 Correct Club: Yes No
 Correct: Yes No
 Correct: Yes No
 Correct: Yes No
 Correct: Yes No

1st Named Team EAST Torrens Payneham 2nd Named Team Gleneig

LSA No.	No.	Initials	Surname (In Alphabetical Order)	Penal	Assist	Goals				Total	LSA No.	No.	Initials	Surname (In Alphabetical Order)	Penal	Assist	Goals				Total
						1	2	3	4								1	2	3	4	
	26	M	Vickery	"	"						4	B	Bartlett		"						
	35	B	Harrison								11	K	Frankiee		"						
	38	G	McGee								3	A	Gilkas	"	"						
	46	S	Blight								2	J	Killen		"						
	30	A	Morapoti								16	M	Langley	"	"						
	32	MJ	SMITH		"						6	M	Kollen		"						
	29	D	PLATT		"						4	B	Mcintosh		"						
	33	P	GRAY		"						9	DA	Nangle		"						
	2	T	Linder	"	"						1	B	Robinson		"						
	13	S	DAWKINS	"	"						5	DYL	Nangle		"						
	39	T	GRAY		"						17	A	Semmler		"						
	17	T	Pringle		"						13	AL	Smith		"						
	34	B	MORRIS		"						7	Stu	Smith		"						
	22	T	MILDREN	"	"						18	D	Stevens		"						
	27	S	Gill		"						8	S	Dinning		"						
	8	M	FRASER		"										"						
	4	C	SEMler		"										"						
	5	D	MORRIS		"										"						
	7	M	SMITH		"										"						
						Totals 10102											Totals 02169				
Time Outs <input checked="" type="checkbox"/>												Time Outs <input checked="" type="checkbox"/>									

Officials Report

Match Report: Yes No
 Report Form: Yes No
 Time Clock: Yes No
 Green Card: Yes No
 Yellow Card: Yes No
 Red Card: Yes No
 Correct Starting Time: Yes No
 Correct Uniforms: Yes No
 Comments:

Won by Gleneig

Umpires/Referees

Score 9 to 2

Signified Correct... with over

Signature [Signature]

Name Brian Peak Club _____

1st Named Team [Signature]

Signature [Signature]

Name S. RETALLICK Club _____

2nd Named Team [Signature]

Signature _____

Name _____ Club _____



Report from West Torrens Club Date 24/5/08 Round 5 Grade Mens/ Womens

1st Named Team West Torrens

2nd Named Team Brighton 2

LSA No.	No.	Initials	Surname (In Alphabetical Order)	Penal	Assist	Goals				Total	LSA No.	No.	Initials	Surname (In Alphabetical Order)	Penal	Assist	Goals				Total															
						1	2	3	4								1	2	3	4																
880	3	D	LOHMAN				1		1	2			A BARTOLAMEN																							
879	4	W	LITZE										A BYRNE																							
876	10	M	CARWOOD										A CARTER																							
2254	5	O	REJALIK										M COLE																							
908	16	M	STEPHENS							1			34	M EKELENS																						
871	41	S	HORTON										26	B LEE																						
3224	12	X	RANDALL										19	C LEMAY																						
897	7	C	RAY							1			28	C MILLS																						
911	13	M	VOLPATO							1			31	B OSHAWA																						
3181	32	K	LITZE							4			R PETERSON																							
904	21	D	TURKHAER							2			20	J PIKE																						
885	8	V	MULLINS										13	G REVEL																						

[Handwritten signature]

[Handwritten signature]

Time Outs 1-1

Time Outs 1-1

Totals 4 0 0 1 5

Officials Report

Scorers
 1st Team Yes No
 2nd Team Yes No

Time Clock
 Yes No

Green Card
 Yes No

Yellow Card
 Yes No

Red Card
 Yes No

Correct Starting Time
 Yes No

Correct Uniforms
 1st Team Yes No
 2nd Team Yes No

Comments

Coaches' Voting
 Most Valuable Player
 (Senior & U17 Grades Only)

- Name B SIMPSON Club West Torrens No 6
 - Name N BYRNE Club Brighton No 33
 - Name M CARWOOD Club West Torrens No 10
- (Both Coaches to sign)
 Name: [Signature] Club: [Signature]
 Name: [Signature] Club: [Signature]
 Name: [Signature] Club: [Signature]

Won by West Torrens
 Signified Correct... [Signature]
 1st Named Team [Signature]
 2nd Named Team [Signature]

Umpires/Referees
 Name D J MARTEL Club [Signature]
 Name P.S. McCONACHER Club [Signature]
 Name [Signature] Club [Signature]

Blue Copy to Club Yellow Copy to UMPIRES/REFEREES



Report from BRIGHTON Club

Date 24th MA, 08 Round 5 Grade RES Mens Womens

1st Named Team WEST TORRENS

2nd Named Team BRIGHTON 2

LSA No.	No.	Initials	Surname (In Alphabetical Order)	Penal	Assist	Goals				Total	LSA No.	No.	Initials	Surname (In Alphabetical Order)	Penal	Assist	Goals				Total
						1	2	3	4								1	2	3	4	
										2	3572	A	BARTHOLOMEW								0-1
	3	D	COMMAN								3473	N	BYRNE (1)								
	4	W	LITTLE								109	A	CARTER								
	10	M	BARMOOD								3010	M	COLE								
	5	O	RECALICK								3545	34	M	ERKELENS							
	16	M	STEPHENS.								3470	T	HARRIMAN								
	41	S	HORTON								62	26	B	LEE							2-0
	12	D	RANDALL								131	19	C	LERAY							
	7	L	KAY								3029	28	C	MILLS							
	13	M	VOLPATO								123405	31	B	O'SHAUGHNESSY							
	32	K	LITTLE								4	2589	R	PETTERGROVE							
	21	D	THATCHER								2	3471	20	S	PIKE (A)						
	6	B	JIMPSON								2501	13	G	REVELL							2-0
											3292	24	T	SNOWBALL							
											91	36	D	TERRY (3)							
												25	P	TERRY (2)							
											155	40	I	WILLIAMS (5) C							1-2
												32	T	LOWNER							
Totals - 362 11										Totals 4 - - 15											
Time Outs <u>1 1 1</u>										Time Outs <u>7 1 1</u>											

Officials Report

Scorers
 1st Team Yes No
 2nd Team Yes No

Time Clock
 Yes No

Green Card
 Yes No

Yellow Card
 Yes No

Red Card
 Yes No

Correct Starting Time
 Yes No

Correct Uniforms
 1st Team Yes No
 2nd Team Yes No

Comments

Coaches' Voting
 Most Valuable Player
 (Senior & U17 Grades Only)

1. Name B. SIMPSON No 6
 Club WT
 2. Name N. BYRNE No 33
 Club WT
 3. Name M. GARMON No 10
 Club WT
 (Both Coaches to sign)
 Name [Signature] Club WT
 Signature [Signature] Club WT

Won by WEST TORRENS
 Signified Correct... [Signature]
 1st Named Team [Signature]
 2nd Named Team [Signature]

Umpires/Referees
 Signature [Signature] Name D. J. MANIACI Club []
 Signature [Signature] Name P. J. MCCONNERY Club []
 Signature [Signature] Name [] Club []

Score 11 to 5



Report from NORTH ADELAIDE Club Date 24/5/08 Round 5 Grade RES Mens Women's

1st Named Team NORTH ADELAIDE

2nd Named Team UNI.

LSA No.	No.	Initials	Surname (In Alphabetical Order)	Penal	Assist	Goals				Total	LSA No.	No.	Initials	Surname (In Alphabetical Order)	Penal	Assist	Goals				Total															
						1	2	3	4								1	2	3	4																
	28	J	ACKERS										4	O	LOVAT	1																				
21	35	D	BAKER (3)	21									16	J	LOVAT	1																				
	35	D	BLAY										1	T	COKER																					
	20	M	BARANASKAS										11	M	KENEVICC																					
	1	C	BAKER (4)										10	D	POTTS																					
	24	J	CARMODY (1)										13	D	WALTON																					
12	M	ELLIOTT (2)							4				8	A	HUDDLESTON																					
	16	B	GASPARI										14	S	MOLLOY																					
	36	B	LEO										84	C	YOUNG																					
	30	S	MAYMAN										6	S	PHILLIPS																					
	27	S	PAUMER										68	H	GRAHAM																					
	4	D	ROBERTSON										3	R	BAILEY																					
	14	D	SANDERS (5)						2				17	A	REID																					
	29	A	SEWELL (5)										15	T	COCKS																					
	96	B	SKUSE										7	D	SVILLANI																					
	17	N	TARCA										5	M	DOW																					
	2	S	GILBERT										2	C	ADAMEK																					
	3	A	SANDERS										93	H	PHAM																					
	13	J	O'BRIEN																																	
	15	J	COX																																	
	9	G	TAPE						3																											
						Totals				23	33	11							Totals				3	32	19											

Officials Report

Scorers
 1st Team Yes No
 2nd Team Yes No

Time Clock
 Yes No

Green Card
 Yes No

Yellow Card
 Yes No

Red Card
 Yes No

Correct Starting Time
 Yes No

Correct Uniforms
 1st Team Yes No
 2nd Team Yes No

Comments

Coaches' Voting
 Most Valuable Player (Senior & U17 Grades Only)
 1. Name J. CARMODY
 Club NA No 24
 2. Name S. PHILLIPS
 Club UN No 6
 3. Name M. ELLIOTT
 Club NA No 12
 (Both Coaches' sign)
 Name D. POTT Club NA
 Signature DAVID POTT
 Name D. POTT Club NA
 Signature D. POTT

Time Outs

Won by NORTH ADELAIDE Umpires/Referees [Signature] Score 11 to 9

Signified Correct

1st Named Team [Signature] Signature [Signature] Name S. MARSLAND Club _____

2nd Named Team [Signature] Signature [Signature] Name R. STEVENS Club _____

REGISTRAR Blue Copy to CLUB Yellow Copy to UMPIRES/REFEREES



Report from Woodville Club Date 17.5.08 Round 4 Grade Reserves Mens/Womens

1st Named Team Woodville 2nd Named Team ETP

LSA No.	No.	Initials	Surname (In Alphabetical Order)	Penal	Assist	Goals				Total	LSA No.	No.	Initials	Surname (In Alphabetical Order)	Penal	Assist	Goals				Total																																														
						1	2	3	4								1	2	3	4																																															
	9	m	Cappelluti				1		1		30	A	Marafioti																																																						
	18	m	ELLISS. (3)	11		1	1		2		27	BLISS																																																							
	8	m	Horgan								2	T	Linder	1		1					1																																														
	34	A	Johns. (1)			1			2		40	T	ROSS																																																						
	33	C	McGirr								39	T	MILDREN																																																						
	29	G	Paul. (4)	11							17	T	PRINGLE																																																						
	4	M	Ryan. (5)								84	B	MORRIS																																																						
	11	M	Smith								27	S	Gill																																																						
	14	Ad	Young								35	B	HARRISON	1																																																					
	31	An	Young	1							4	C	SEMLER																																																						
	15	S	fisher								32	MJ	SMITH																																																						
	17	M	Noble	1							33	P	BRAY																																																						
	38	N	Chapman								26	M	VICKERY								1																																														
	25	P	Kretschmer	1		1			1		46	BS	BLIGHT																																																						
	47	L	Southwell. (2)	1							35	G	McGee																																																						
<table border="1"> <tr> <td>Time Outs</td> <td>1</td> <td></td> <td></td> <td></td> <td></td> <td></td> <td></td> <td></td> <td></td> <td></td> <td></td> <td></td> <td></td> <td></td> <td></td> <td></td> <td></td> <td></td> <td></td> <td></td> <td></td> <td></td> </tr> </table>											Time Outs	1																						<table border="1"> <tr> <td>Totals</td> <td>2</td> <td>1</td> <td>2</td> <td>1</td> <td>6</td> <td></td> <td></td> <td></td> <td></td> <td></td> <td></td> <td></td> <td></td> <td></td> <td></td> <td></td> <td></td> <td></td> <td></td> <td></td> <td></td> <td></td> </tr> </table>											Totals	2	1	2	1	6																	
Time Outs	1																																																																		
Totals	2	1	2	1	6																																																														
<table border="1"> <tr> <td>Time Outs</td> <td></td> <td></td> <td></td> <td></td> <td></td> <td></td> <td></td> <td></td> <td></td> <td></td> <td></td> <td></td> <td></td> <td></td> <td></td> <td></td> <td></td> <td></td> <td></td> <td></td> <td></td> <td></td> </tr> </table>											Time Outs																							<table border="1"> <tr> <td>Totals</td> <td>1</td> <td>0</td> <td>1</td> <td>3</td> <td>5</td> <td></td> <td></td> <td></td> <td></td> <td></td> <td></td> <td></td> <td></td> <td></td> <td></td> <td></td> <td></td> <td></td> <td></td> <td></td> <td></td> <td></td> </tr> </table>											Totals	1	0	1	3	5																	
Time Outs																																																																			
Totals	1	0	1	3	5																																																														

Won by Woodville Umpires/Referees Score 6 to 5
 Signified Correct. N. Richardson Signature [Signature] Name POPN STEVENS Club _____
 1st Named Team _____ Signature [Signature] Name CEAIG JAEGER Club _____
 2nd Named Team _____ Signature _____ Name _____ Club _____

White Copy to REGISTRAR Blue Copy to CLUB Yellow Copy to UMPIRES/REFEREES

Officials Report

Scorers

Time Clock

Green Card

Yellow Card

Red Card

Correct Starting Time

Correct Uniforms

Comments

Comments Writing

Signatures

1st Named Team Woodville

2nd Named Team ETP

LSA No.	No.	Initials	Surname (In Alphabetical Order)	Penal	Assist	Goals				Total	LSA No.	No.	Initials	Surname (In Alphabetical Order)	Penal	Assist	Goals				Total
						1	2	3	4								1	2	3	4	
	9	M	Cappelluti								30	A	MARRASIO								
	18	M	ELLISS								2	T	LINDER								
	8	M	HOAGAN								40	T	ROSS								
	34	A	JOLINS								39	T	MILDREN								
	33	C	MCGIRN								17	T	PRINGLE								
	29	G	PAUL								34	B	MORRIS								
	4	M	RYAN								27	S	GILL								
	11	M	SMITH								35	B	HARRISON								
	14	A	YOUNG								33	P	GRAY								
	31	A	YOUNG								26	M	VICKERY								
	13	S	FISHER								46	S	BRIGHT								
	17	M	NOBLE								38	C	MCGEE								
	38	N	CHAPMAN								7	M	SMITH								
	25	P	KRETSCHMER								6	M	FRASER								
	47	L	SOUTHWELL								13	S	DAWKINS								
											5	D	MORRIS								
											4	C	SEMLER								
											32	M	J SMITH								
						Totals 21 24 6										Totals 10135					

Time Outs 1

Time Outs 1

Won by Woodville
 Signified Correct M Richardson
 1st Named Team Woodville
 2nd Named Team ETP

Umpires/Referees
 Signature [Signature]
 Signature [Signature]
 Signature [Signature]

Score 6 to 5
 Name LEON STEPHENS Club
 Name CRAIG JAEGER Club
 Name Club

Officials Report

Source:

Penal Clock:

Green Card:

Yellow Card:

Red Card:

Correct Starting Time:

Correct Uniforms:

Comments:

Coach's Rating:

Player's Rating:

Referee's Rating:

Umpire's Rating:

Signatures:

1st Named Team NOR. H ADELAIDE 2nd Named Team BRIGHTON 2

LSA No.	No.	Initials	Surname (In Alphabetical Order)	Penal	Assist	Goals				Total	LSA No.	No.	Initials	Surname (In Alphabetical Order)	Penal	Assist	Goals				Total
						1	2	3	4								1	2	3	4	
	28	J	ACKERS								17	B	BURKE								
	21	D	BAKER						1		38	M	COLE								
	1	C	BARKER								19	C	LERAY								
	24	J	CARMODY						3		23	T	LINDNER								
	16	B	CASPARI								26	K	MAURER								
	12	S	GILBERT	3					2		22	L	M'NICOL								
	6	M	KLAUITTER								20	S	PIKE								
	36	B	LEO						1		13	G	REVEL								
		C	MAYMAN								33	T	SNOWBALL								1
	30	S	MAYMAN								36	D	TERRY								
	27	S	PALMER								25	P	TERRY								
	4	Dave	ROBERTSON								40	I	WILLIAMS								3
	14	D	SANDERS								24	B	LEE								
		A	SEWELL								21	B	CRONIN								
	96	B	SKUSE								31	B	O'SHAUGHNESSY								2
		H	SWATNE								32	N	BYRNE								1
	31	J	CHARLES								34	J	RAYMOND								
	20	M	BARANAUSKAS						1												
	16	D	BLAY																		
<i>ANNEX</i>										<i>ANNEX</i>											
Time Outs <input checked="" type="checkbox"/>										Time Outs <input checked="" type="checkbox"/>											
Totals 2325										Totals 4107											

Won by NOR. H ADELAIDE
 Signified Correct...
 1st Named Team NOR. H ADELAIDE
 2nd Named Team BRIGHTON 2

Umpires/Referees
 Signature [Signature]
 Signature [Signature]
 Signature [Signature]

Score 8 to 7
 Name IAN JONES Club NOR. H ADELAIDE
 Name C. JONES Club NOR. H ADELAIDE
 Name _____ Club _____

Officials Report

Scoring
 1st Team: Yes No
 2nd Team: Yes No

Time Clock
 Yes No

Green Card
 Yes No

Yellow Card
 Yes No

Red Card
 Yes No

Correct Starting Time
 Yes No

Correct Uniforms
 1st Team: Yes No
 2nd Team: Yes No

Comments

Coaches' Meeting
 Yes No

1st Named Team NORTH ADELAIDE

2nd Named Team BRIGHTON 2

LSA No.	No.	Initials	Surname (In Alphabetical Order)	Penal	Assist	Goals				Total	LSA No.	No.	Initials	Surname (In Alphabetical Order)	Penal	Assist	Goals				Total		
						1	2	3	4								1	2	3	4			
	28	J	ACKERS								106	17.	B	BURKE									
	25	D	BAKER						1		3010	38	M	COLE		1							0-1
	1	C	BARKER								417		J	ELLIOT									
	24	J	CARMODY	11		1	1	1			3545		M	EKELENS									
	16	B	GASPARI								3476		T	HARRIMAN									
	12	S	GILBERT	3				11			131	19.	C	LERAY	1								
	6	M	KLANITTER								64	23	T	LINDNER									
	36	B	LEO	11				1			72	26	K	MAURER									
	10	C	MAYMAN								2055	22.	L	MCNICOL 5	1								
	30	S	MAYMAN								3029		C	MILLS									
	27	S	PALMER	1							3471	20	S	PIKE	1								
	4	D	ROBERTSON								2501	13.	G	REVELL									
	14	D	SANDERS	1							3292	33	T	SNOWBALL				1					1-0
		A	SEWELL								91	36	D	TERRY ②	1								
	96	B	SKUSE	1								25	P	TERRY									
		H	SWAIN								155	40	I	WILLIAMS ③				11	1				3-0
	31	J	CHARLES								62	24	B	LEE	1								
	20	M	BARANAUSKAS	1					1		3744	21	B	CRONIN									
											3405	31	B	O'SHAUGHNESSY				1	1				2-0
											3473	32	N	BYRNE ④	1								
											146	34	J	RAYMOND		11			1				1-0
				Totals											Totals								
Time Outs				1								Time Outs				7							

Officials Report

Scorers
 The Names: Yes No
 The Times: Yes No

Timekeepers
 Yes No

General Clerk
 Yes No

Yellow Cards
 Yes No

Red Card
 Yes No

Cornet Starting Time
 Yes No

Cornet Arrivals
 The Names: Yes No
 The Times: Yes No

Comments

Scouting Report
 Name: _____
 Club: _____

Won by Nth ADEL
 Signified Correct...
 1st Named Team North Adelaide
 2nd Named Team Brighton

Umpires/Referees
 Signature _____
 Signature _____
 Signature _____

Score 8 to 7
 Name Andrew Scott Club ALRA
 Name Christopher Club ALRA
 Name _____ Club _____

1st Named Team Glenelg 2 2nd Named Team Sturt. 2

LSA No.	No.	Initials	Surname (In Alphabetical Order)	Penal	Assist	Goals				Total	LSA No.	No.	Initials	Surname (In Alphabetical Order)	Penal	Assist	Goals				Total		
						1	2	3	4								1	2	3	4			
	2	M	GRIFFIN (6)			1	1			2	77	S	LAWRY.				1				1		
	4	S	McMATHON								48			1									
	18	J	RAHALEY - (2)								73	T	BROWN	1									
	10	J	MORTON				1			1	39	M	BARTOLO	1									
	11	C	MORTIMER.	1	1						5												
	13	C	WITT - (5)					1		1	54	J	BROWN										
	8	G	MUNN - (B)		1		1			2	18		MUCHAMETON	1									
	12	G	KILPATRICK.								45	L	JAMIESON										
	17	B	WILLIAMS.								30	K	PAUL.										
	15	Am.	SMITH.	1		1	1			3	21	R.	HOUSTON										
	16	J	HARRIS							1													
	9	R	ELEFTHERIOU - (3)				1			2													
	7	G	BRUSIC - (4)				1			1													
	3	N	SOUTHWELL	1																			
						Totals 5 2 5 6 18										Totals - 1 - - 1							
Time Outs												Time Outs											

Won by Glenelg 2 Umpires/Referees Score 18 to 1
 Signified Correct... Signature [Signature] Name M BENDALL Club _____
 1st Named Team Signature [Signature] Name P.S. MCCARTHY Club _____
 2nd Named Team Signature _____ Name _____ Club _____

Officials Report

Time Check
 Green Card
 Yellow Card
 Red Card
 Correct Starting Time
 Correct Duration
 Comments
 Corrected Values

1st Named Team Glenelg 2

2nd Named Team Sturt 2

LSA No.	No.	Initials	Surname (In Alphabetical Order)	Penal	Assist	Goals				Total	LSA No.	No.	Initials	Surname (In Alphabetical Order)	Penal	Assist	Goals				Total																		
						1	2	3	4								1	2	3	4																			
	2	M	Griffin							7		77	S	laundry								1																	
	4	S	McMahon									48	J																										
	18	J	Rahaley									73	T	Brown	+1																								
	10	J	Morton							1		39	M	Bartolo	1#2																								
	11	C	Mortimer		1							5	A	Lindener																									
	13	C	Witt							1		54	J	Brown																									
	8	G	Munn		1					2		18	M	Muchametow	1+																								
	12	G	Kilpatrick									45	L	Jamieson																									
	17		Williams									30	K	Paul																									
	15	A	Smith					1#1		3		21	R	Houston																									
	16	J	Harris							1																													
	9	R	Eleftherion							2																													
	7	G	Brusic							1																													
	3	N	Southwell		1																																		
Time Outs								Totals								Time Outs								Totals															
				5				2				5				6				18												-				1			

Won by Glenelg

Signified Correct...

1st Named Team [Signature]

2nd Named Team [Signature]

Umpires/Referees

Signature [Signature]

Signature [Signature]

Signature [Signature]

Score 18 to 1

Name M BOWALL Club _____

Name P.J. McCONACHY Club _____

Name _____ Club _____

Officials Report

Scorers
 Time Clock
 Game Card
 Yellow Card
 Red Card
 Control Scoring Table
 Control Distances
 Control

Executive Meeting
 Date: _____
 Name: _____
 Club: _____
 Position: _____
 Signature: _____

1st Named Team GLENELG 2nd Named Team STURT A

LSA No.	No.	Initials	Surname (In Alphabetical Order)	Penal	Assist	Goals				Total	LSA No.	No.	Initials	Surname (In Alphabetical Order)	Penal	Assist	Goals				Total	
						1	2	3	4								1	2	3	4		
	4	B	Bartlett		1			1	2		53	M	CAPRIOTTI (2)									
	8	M	Campbell								31	A	FITZGERALD (4)									
	4	J	Cluse						3		43	D	HANSFORD								3	
	2	S	Dinning	1					3		12	B	MCGUINNESS									
	11	K	Frankes								74	C	JONES								2	
	3	A	Gitas.					1	1		20	L	PARTINGTON									
	6	M	Kolen								18	P	SMITH									
	9	D	Nangle		1				3		31	M	FORBES								1	
	5	D	Nangle								32		TUCK PCV									
	10	J	Starks								32	N	TUCK									
	17	A	Semmler		1			1	4		22	B	TURNER									
	13	A	Smith								16	C	STEFFE (3)								3	
	7	S	Smith								21	S	CORRELL (1)									
	18	D	Stevens								42	T	TUXFORD								2	
	1	C	White.								30	D	MUTTON (5)									
						Totals				16							Totals				32	11

Won by GLENELG Umpires/Referees Score 16 to 11
 Signified Correct... Signature [Signature] Name R. Morrison Club _____
 1st Named Team Signature [Signature] Name J. R. TUCKER Club _____
 2nd Named Team Signature _____ Name _____ Club _____

Officials Report

Scorers
 Time Clock
 Ground Card
 Yellow Card
 Red Card
 Contact Starting Times
 Contact Umpires
 Comments

Coaches/Referees
 Name: _____ Club: _____
 Name: _____ Club: _____
 Name: _____ Club: _____



Report from GLENELG

Club Date 17/5/08

Round 4

Grade RES

Mens/Womens

1st Named Team GLENELG

2nd Named Team STURT

LSA No.	No.	Initials	Surname (In Alphabetical Order)	Penal	Assist	Goals				Total	LSA No.	No.	Initials	Surname (In Alphabetical Order)	Penal	Assist	Goals				Total
						1	2	3	4								1	2	3	4	
1368	14	B	BARTLETT						2		53	M	Cappiotti								
3397	10	M	CAMPBELL	T							34	A	Fitzgerald								
	4	J	CLUSE (1)	T					3		43	D	Hansford								3
	2	S	DINNING						3		12	B	McGuinness								
	11	K	FRANKEE						1		74	C	Jones								2
1338	3	A	GIKAS (3)						1		20	L	Partington	T							
1404	6	M	KOLEN								18	P	Smith	T							1
1422	9	DAN	NANGLE						3		31	M	Forbes								
1423	5	DYL	NANGLE (4)								37	D	Venous								
	10	J	SEARLE								32	N	Tuck								
1433	17	A	SEMMLER						4		22	B	Turner								3
1437	13	AL	SMITH (5)								16	C	Steffe								
	7	ST	SMITH								21	S	Correll								
1444	18	D	STEVENS (2)								42	T	Tuxford								2
	1	C	WHITE								30	D	Multon								
										Totals											
										32 15 11											
										Totals 16 4 5 16											
										Time Outs											
										Time Outs 1 2											

Officials Report

Security: No. Yes

Time Clock: No. Yes

Green Card: No. Yes

Yellow Card: No. Yes

Red Card: No. Yes

Correct Starting Time: No. Yes

Correct Line Items: No. Yes

Comments:

Match Time: No. Yes

Match Report: No. Yes

Match Photo: No. Yes

Match Video: No. Yes

Match Audio: No. Yes

Match Score: No. Yes

Match Attendance: No. Yes

Match Incidents: No. Yes

Match Controversy: No. Yes

Match Disputes: No. Yes

Match Complaints: No. Yes

Match Appeals: No. Yes

Match Reviews: No. Yes

Match Reports: No. Yes

Won by Glenelg

Signified Correct...

1st Named Team _____

2nd Named Team _____

Umpires/Referees

Signature R. Moller Name R. Moller Club _____

Signature J. Teague Name J. Teague Club _____

Signature _____ Name _____ Club _____

Score 16 to 11

Report from WLC Club Date 17/5/08 Round 4 Grade B Mens / Womens

1st Named Team WOODVILLE 2nd Named Team BRIGHTON 1

LSA No.	No.	Initials	Surname (In Alphabetical Order)	Penal	Assist	Goals				Total	LSA No.	No.	Initials	Surname (In Alphabetical Order)	Penal	Assist	Goals				Total								
						1	2	3	4								1	2	3	4									
	37	T	CALDOW	1								H	M	ATS	1														
	37	T	DUFFY									6	S	BILSBORROW															
	32	A	FELEPPA (2)		1							8	A	DALLISON	1														
	23	R	FELEPPA (4)									5	G	ELLIS		1													
	2	M	FLAHERTY (1)			1	1		2			20	P	ELSON															
	20	B	FORREST									14	A	HILL															
	3	A	HENRY (3)										C	LINDER															
	12	B	HOWE	1	1				1			15	D	MACK															
	21	R	O'LOUGHLIN	1								1	J	MACKINNON															
	16	B	UNDERWOOD									19	S	MACKINNON															
	27	D	VORRASI									2	L	PRIOHAM															
	35	M	WILSON (5)									3	B	STUART															
	50	D	WINKLESS									18	C	TERRY															
	39	D	HODGKINSON									16	H	WALPOLE															
													A	WITTE															
Time Outs											Time Outs						<input checked="" type="checkbox"/>												
Totals						1	1	1	0	3	Totals						2	0	0	4	6								

Officials Report

Scorers
 1st Team Yes No
 2nd Team Yes No

Time Clock
 Yes No

Green Card
 Yes No

Yellow Card
 Yes No

Red Card
 Yes No

Correct Starting Time
 Yes No

Correct Uniforms
 1st Team Yes No
 2nd Team Yes No

Comments

Coaches' Voting
 Most Valuable Player (Senior & U17 Grades Only)

1. Name _____ Club _____ No. _____
 2. Name FLAHERTY Club WLC No. 2
 3. Name S. MACKINNON Club BW No. 19

(Both Coaches to sign)
 Name W.L.C. Club W.L.C.
 Signature _____ Club BW
 Signature [Signature] Club _____

Won by BRIGHTON Umpires/Referees Score 3 to 6

Signified Correct... Signature [Signature] Name Brown Club _____

1st Named Team [Signature] Signature [Signature] Name W.L.C. Club _____

2nd Named Team [Signature] Signature _____ Name _____ Club _____

White Copy to REGISTRAR Blue Copy to CLUB Yellow Copy to UMPIRES/REFEREES

1st Named Team WOODVILLE 2

2nd Named Team BRIGHTON BOMBERS 1

LSA No.	No.	Initials	Surname (In Alphabetical Order)	Penal	Assist	Goals				Total	LSA No.	No.	Initials	Surname (In Alphabetical Order)	Penal	Assist	Goals				Total	
						1	2	3	4								1	2	3	4		
	37	T	CALDOW	1							11	M	ATS	1								
	39	T	DUFFY								6	S	BILSBORROW									
	32	A	FELEPPA		1						8	A	DALLISON	11								2
	23	R	FELEPPA								5	G	ELLIS		1							2
	2	M	FLAHERTY	1		1	1		2		20	P	ELSON									
	20	B	FORREST								14	A	HILL									
	3	A	HENRY										LINDNER									
	12	B	HONE	1					1		15	D	MAEK		1							1
	21	R	O'LOUGHLYN	11							1	J	MARKINNON									
	16	B	UNDERWOOD	1							19	S	MARKINNON									
	27	D	VORKASI								2	L	PRIDHAM									
	35	M	WILSON								3	B	STUART									
	50	D	WINKLESS	1							18	C	TERRY								1	1
	39	D	HODGKINSON								16	H	WALPOLE									
													M WITTY									
						Totals											Totals					
Time Outs						1 1 1 0 3					Time Outs						2 0 0 4 6					

Officials Report

Scorers
 1st Team Yes No
 2nd Team Yes No

Time Clock
 Yes No

Green Card
 Yes No

Yellow Card
 Yes No

Red Card
 Yes No

Correct Starting Time
 Yes No

Correct Uniforms
 1st Team Yes No
 2nd Team Yes No

Comments

Coaches' Voting
 Most Valuable Player
 (Senior & U17 Grades Only)

1. Name _____ Club _____ No. _____
 2. Name _____ Club _____ No. _____
 3. Name _____ Club _____ No. _____

(Both Coaches to sign)
 Name _____ Club _____
 Signature _____
 Name _____ Club _____
 Signature _____

Won by BRIGHTON
 Signified Correct...
 1st Named Team WV
 2nd Named Team B

Umpires/Referees
 Score 3 to 6
 Signature Brian Peak Name Brian Peak Club _____
 Signature Mark Witty Name Mark Witty Club WVLC
 Signature _____ Name _____ Club _____

1st Named Team WEST TORRENS

2nd Named Team BURNSIDE

LSA No.	No.	Initials	Surname (In Alphabetical Order)	Penal	Assist	Goals				Total	LSA No.	No.	Initials	Surname (In Alphabetical Order)	Penal	Assist	Goals				Total																				
						1	2	3	4								1	2	3	4																					
	19	L	RAY										14	O	BROWN																										
	3	D	LOMMAN	1									18	A	CARR																										
	27	J	CLARK	1									2	J	HEMPHILL (4)																										
	47	W	LITTLE			1		1		2			72	K	HILL																										
	41	S	HORTON										7	T	HOOD																										
	23	J	GUARBRICK										31	B	JACOBSON (3)																										
	40	J	SLOAN	1									8	D	OTTO (1)																										
	18	J	RANDELL										1	G	OWEN																										
	10	M	LARWOOD										80	J	PEAK																										
	22	R	SMISSEN										5	G	POTE (5)																										
	24	T	CULTON SMITH	1						1			55	R	SMITH (2)?		1																								
	25	J	GLADBRICK	11						1			48	C	SIMMS (2)																										
	21	G	BADCOCK										12	J	SILVERBLADE																										
	5	O	REDALOCK										66	A	STEWART																										
	7	T	MACDONALD							1			7	M	TUCKER																										
													69	M	HOFF																										
													12	A	ELLIS																										
													12	A	MUNRO																										
													18	M	Baker Baker																										
										<p style="text-align: center;">Totals 1 1 2 1 5</p>																				<p style="text-align: center;">Totals 1 1 1 1 4</p>											

Officials Report

Score: _____ to _____

Time Clock: Yes No

Green Card: Yes No

Yellow Card: Yes No

Red Card: Yes No

Correct Starting Time: Yes No

Correct Lineup: Yes No

Comments:

Coach's Writing:

Won by West Torrens

Umpires/Referees Score 5 to 4

Signified Correct... [Signature]

Signature [Signature] Name B MARSLAND Club _____

1st Named Team [Signature]

Signature [Signature] Name R BENDER Club _____

2nd Named Team [Signature]

Signature _____ Name _____ Club _____

1st Named Team BRIGHTON 2nd Named Team WOODVILLE

LSA No.	No.	Initials	Surname (In Alphabetical Order)	Penal	Assist	Goals				Total	LSA No.	No.	Initials	Surname (In Alphabetical Order)	Penal	Assist	Goals				Total
						1	2	3	4								1	2	3	4	
37	N		BYRNE	1							37	T	CALDOW	3	1					1	
	A		COLE								32	A	FELEPPA (1)				11			2	
17	B		CROWIN								23	R	FELEPPA	1	11				1	11	
38	J		ELLIOT	1							2	M	FIHERTY (3)	11	1	1				1	
31	M		ERKLENS								20	B	FOLLEST		1	1				1	
25	M		FUSS								3	A	HENRY (4)							1	
36	J		HARRIMAN	1		1	1	2			12	B	HOWE			111			1	4	
32	B		LEE								18	B	UNDERWOOD	3	111						
19	E		LERAY	1							27	D	VORRASI	11	3						
22	L		MCCNICOL								50	D	WINKLESS	T							
28	L		MILLS	1	1			1			35	M	WILSON (2)	1					1	1	
20	S		AKE	11								T	DOFFY								
13	G		REVEL	1							21	R	O'Loughlin (5)	11	11						
24	T		SNOWBALL																		
26	D		TERRY																		
40	I		WILLIAMS			1		1													
33	B		O'SHAUNESSY																		
23	T		LINDER																		
21	B		BLANKS																		
										<i>[Handwritten Signature]</i>											
Time Outs										Totals 0 1 3 0 4											
										<i>[Handwritten Signature]</i>											
Time Outs										Totals 5 0 2 3 10											

Officials Report

Score: _____ to _____

Time Clock: _____

Green Card: _____

Yellow Card: _____

Red Card: _____

Current Starting Time: _____

Current Uniform: _____

Comments: _____

Officials: _____

Won by WOODVILLE Umpires/Referees Score 4 to 10

Signified Correct... *[Signature]* Signature *[Signature]* Name R. PENDER Club ALRA

1st Named Team *[Signature]* Signature *[Signature]* Name A. Tomlinson Club ALRA

2nd Named Team *[Signature]* Signature _____ Name _____ Club _____

1st Named Team BRIGHTON BOMBERS 1 2nd Named Team WOODVILLE

LSA No.	No.	Initials	Surname (In Alphabetical Order)	Penal	Assist	Goals				Total	LSA No.	No.	Initials	Surname (In Alphabetical Order)	Penal	Assist	Goals				Total	
						1	2	3	4								1	2	3	4		
	11	M	ATS								9	M	Cappelluti		1							
	3	S	BILSBORROW	1							18	M	Ellis	1	1							
	8	A	DALLISON					11	2-0		8	M	Hogan							1		
	5	G	ELLIS	1	1	11	1	11	5-0		34	A	Johns							1	1	
	14	A	HILL								33	C	McGirr	1								
	2	T	LEE	1							29	G	Paull									
	9	C	LINDNER								4	M	Ryan									
	15	D	MACK						1-0		11	M	Smith	11								
	1	J	MACKINNON								14	Ad	young									
	19	S	MACKINNON	11	1				1-0		31	Ad	young									
	20	L	PRIDHAM				1		1-0				Hall									
	4	B	STUART								13	S	Fisher	1								
	18	C	TERRY	1	1				1-0		46	T	Philp									
	16	H	WALPOLE	11							17	M	Noble									
	17	M	WITTY	1	11	1			1-0		38	N	Chapman									
											26	P	Kretschmer	1								
											47	L	Southwell									
Time Outs						Totals					Time Outs						Totals					
						5	3	0	4	12	/						0	1	0	1	3	

Won by Brighton
 Signified Correct...
 1st Named Team P. Keane
 2nd Named Team M. Richardson

Umpires/Referees
 Signature [Signature] Name JR Tesgood Club _____
 Signature [Signature] Name P. Truscovey Club _____

Score 12 to 3

Officials Report

(This section contains various checkboxes and fields for recording game events, including fouls, penalties, and substitutions, which are mostly blank in this image.)

1st Named Team BURNSIDE

2nd Named Team Glendalgh

LSA No.	No.	Initials	Surname (In Alphabetical Order)	Penal	Assist	Goals				Total	LSA No.	No.	Initials	Surname (In Alphabetical Order)	Penal	Assist	Goals				Total	
						1	2	3	4								1	2	3	4		
	18	A	CARR	1									S DYNWADLE									
	69	M	HOFF										7 ST SMITH	1								
	7	M	TUCKER	T			1		1				2 J KILLEN									
	8	D	OTTO	1									11 K FRANKEE					1			1	
	66	A	STEWART										8 AL SMITH									
(3)	80	J	PEAK										8 D STEVENS					1	1		2	
	72	K	HILL										13 M CAMPBELL									
	48	C	SIMMS										3 A GIKES	2								2
	31	B	JACOBSON										6 M KOLAN	1				1	1			4
	14	O	BROWN										15 RV AFFORD	1				1	1			6
(1)	2	J	HEMPHILL										14 J HINDS	T								
		T	HOFF										9 S DYNWADLE									1
	12	J	SILVERBLADE										12 T WITT					1	1	1		6
(2)	1	G	OWENS	1									4 B BANTLETT									
(2)	16	N	ASTON	T									1 B ROBINSON									
(2)	5	R	POTE	1									17 D SCHMIDT					1	1	1		5
	64	D	VAN EYNSBERGEN																			
	75	R	ELLIS	T																		
						Totals											Totals					
Time Outs						1 / 1					Time Outs						1 / 1					

Won by Glendalgh
 Signified Correct...
 1st Named Team BURNSIDE
 2nd Named Team Glendalgh

Umpires/Referees
 Signature [Signature] Name LASTEVEL Club _____
 Signature [Signature] Name S. RETALLICK Club _____

Officials Report

Goalkeeper
 Not Present Yes No
 Not Present Yes No

Filter Check
 Yes No

Green Card
 Yes No

Yellow Card
 Yes No

Red Card
 Yes No

Correct Starting Time
 Yes No

Correct Informs
 Not Present Yes No
 Not Present Yes No

Comments

Coach's Name
 Club Name
 Date



Report from GLENELG Lacrosse Club Date 10-05-08 Round 3 Grade A - 19-5 (Males) / Women

1st Named Team BURNSIDE - B

2nd Named Team GLENELG

LSA No.	No.	Initials	Surname (In Alphabetical Order)	Penal	Assist	Goals				Total	LSA No.	No.	Initials	Surname (In Alphabetical Order)	Penal	Assist	Goals				Total
						1	2	3	4								1	2	3	4	
	18	a	Carr	'						1423	5	DY	NANGLE								
	69	m	Moff							1439	7	ST	SMITH								
	7	m	Tucker	'				1		1402	2	J	KILLEN								
	8	D	Otto	'						335	11	K	FRANKEE								1/1
	66	a	Stewart							1437	8	AL	SMITH								1/1
	80	J	Peak							1444	18	D	STEVENS	①							2
	72	K	Hill							3397	13	M	CAMPBELL								
	48	C	Simms							1388	3	A	GIKAS	②	2	1	"				2/1
	31	B	Jacobson							1404	6	M	KOLEN		2	1	"	"			4/1
	14	O	Brown							1366	15	RY	ALFORD	④	1	"	"	"	"	"	6/2
	2	J	Hemphill							2173	14	J	HINDS		T						1
		T	Hood							1422	9	DA	NANGLE								1/1
	12	J	Silverblade							1459	12	T	WITT	⑤	"		"	"	"	"	6/2
	1	G	Owen	'						1368	4	B	BARTLETT								1/2
	16	N	Aston							2012	1	B	ROBINSON								1
	5	Q	Pote	'						1433	17	A	SEMLER	③	+++	"	"	"	"	"	3/1
	64	D	Van Gynsbergen																		
	78	R	Ellis																		
Time Outs <u>0</u>										Time Outs <u>0</u>											
Totals <u>0</u> <u>0</u> <u>0</u> <u>0</u> <u>1</u>										Totals <u>78</u> <u>75</u> <u>27</u>											

Officials Report

Score: 27 to 1

Time Check: Yes No

Green Card: Yes No

Yellow Card: Yes No

Red Card: Yes No

Correct Starting Time: Yes No

Correct Lineups: Yes No

Comments:

Signature: _____

Won by Glenelg

Signified Correct...

1st Named Team Burnside

2nd Named Team Glenelg

Umpires/Referees

Signature K. STEVENS

Signature S. RETALLICK

Score 27 to 1

Name [Signature] Club _____

Name S. RETALLICK Club _____



Report from GLENELG Club Date 10/5/08 Round 3 Grade B MORNING / AFTERNOON

1st Named Team GLENELG 2nd Named Team _____

LSA No.	No.	Initials	Surname (In Alphabetical Order)	Penal	Assist	Goals				Total	LSA No.	No.	Initials	Surname (In Alphabetical Order)	Penal	Assist	Goals				Total
						1	2	3	4								1	2	3	4	
		S	DANNING																		
		R	ELTHERICK																		
		A	GATES																		
		M	GRIFFIN																		
		G	KILPATRICK																		
		M	LANGLEY																		
		J	MORTON																		
		C	MORTIMER																		
		G	MUNN																		
		J	SEARLE																		
		K	SEARLE																		
		AN	SMITH																		
		N	SOUTHWELL																		
		C	WHITE																		
		B	WILLIAMS																		
						Totals											Totals				

BYE

Officials Report

[Detailed grid for officials report with various checkboxes and fields for recording game events.]

Won by BYE Score _____ to _____
 Signified Correct... _____
 1st Named Team _____ Club _____
 2nd Named Team _____ Club _____
 Umpires/Referees Signature _____ Name _____ Club _____
 Signature _____ Name _____ Club _____
 Signature _____ Name _____ Club _____

Blue Copy to CLUB Yellow Copy to UMPIRES/REFEREES

1st Named Team STURT 2nd Named Team UNIVERSITY

LSA No.	No.	Initials	Surname (In Alphabetical Order)	Penal	Assist	Goals				Total	LSA No.	No.	Initials	Surname (In Alphabetical Order)	Penal	Assist	Goals				Total										
						1	2	3	4								1	2	3	4											
	69	T	DICKSON						2		13	D	WALTON																		
	47	J	BRAGLEY								5	D	POTTS																		
	10	B	HAMILTON						3		2	C	ADAMER																		
	41	S	LAUNDOY								1	T	COGGER								2										
5	56	J	RETA								14	S	MALLOY								6										
1	46	R	MCCAULEY								84	C	YOUNG																		
	18	M	BLAIR								11	M	KENNEFICK																		
2	21	D	MUTTON								15	H	PHAM																		
	39	M	BARTOLO								3	T	LOCKS																		
3	48	J	ROLAND								16	J	LOVATT																		
	45	L	JAMIESON								4	O	LOVAT																		
	24	D	MCKINNIS								8	R	BAILEY																		
	30	K	PAUL								17	A	COOPER																		
	130	R	HOUSTON								6	S	PHILLIPS								12										
	73	T	BROWN								65	S	ECKHARD																		
	29	A	FERRIS								68	H	GRAHAM																		
	54	J	BROWN																												
4	27	M	MUCHAMETOW						3																						
	8	C	JAEGER																												
						Totals				15							Totals				8							6	2	4	20

Officials Report

Score: Yes No

Time: Yes No

Penal: Yes No

Assist: Yes No

Goals: Yes No

Comments:

Won by UNI
 Signified Correct...
 1st Named Team _____
 2nd Named Team _____

Umpires/Referees Score 20 to 7
 Signature Ian Dowsett Name IAN DOWSETT Club ACRA
 Signature Rob Morrison Name Rob Morrison Club ACRA
 Signature _____ Name _____ Club _____

1st Named Team EAST TORRENS

2nd Named Team NORTH Adelaide

LSA No.	No.	Initials	Surname (In Alphabetical Order)	Penal	Assist	Goals				Total	LSA No.	No.	Initials	Surname (In Alphabetical Order)	Penal	Assist	Goals				Total	
						1	2	3	4								1	2	3	4		
	22	T	MILDREN	"								28	J	ACKERS								
	39	S	LIM									45	D	BAKER								
	2	T	LINDNER									1	C	BARKER								
	40	T	ROSS									16	B	GASPARI								
	6	T	CRAY									6	M	KLAWITTER								
	33	P	CRAY									30	S	MAYMAN								
	38	J	MCGEE									4	D	ROBERTSON								
	32	M	SMITH (3)									96	B	SKUSE								
	7	MJ	SMITH (4)									12	G	TAFE								
	46	S	BRIGHT (1)									24	J	CARMODY								
	34	B	MORRIS									2	S	GILBERT								
	17	T	PRINGLE									36	B	LEO								
	20	H	NICOLA (2)									27	S	PALMER								
	4	A	MARGARITE									14	D	SANDERS								
	35	B	HARRISON (5)									19	T	O'BRIEN								
	17	T	LEE										A	SANDERS								
	5	D	MORRIS									38	D	BLAY								
										<i>[Large handwritten signature]</i>												
Time Outs <input checked="" type="checkbox"/>										Time Outs <input checked="" type="checkbox"/>												
Totals 25119										Totals 11013												

Officials Report

Score: 9 to 3

Time Out: Yes No

Penalty Card: Yes No

Green Card: Yes No

Yellow Card: Yes No

Red Card: Yes No

Correct Starting Time: Yes No

Correct Inflation: Yes No

Comments:

Coach's Name: B. MARSLAND

Club: ALRA

Umpire/Referee Name: M. POLDEN

Signature: *[Signature]*

Won by ETP

Umpires/Referees

Score 9 to 3

Signature *[Signature]* Name B. MARSLAND Club ALRA

Signature M. POLDEN Name *[Signature]* Club _____

Signature _____ Name _____ Club _____

Signified Correct... red over

1st Named Team red over

2nd Named Team in mauler

1st Named Team EAST TORRENS PAYNEHAM 2nd Named Team NORTH ADELAIDE

LSA No.	No.	Initials	Surname (In Alphabetical Order)	Penal	Assist	Goals				Total	LSA No.	No.	Initials	Surname (In Alphabetical Order)	Penal	Assist	Goals				Total
						1	2	3	4								1	2	3	4	
	22	T	MILDREN	IT					1		28	J	ACKERS								
	39	S	LIM						1		45	D	BAKER								
	2	T	LINDNER								1	C	BARKER								
	40	T	ROSS								24	J	CARMODY								
	6	T	GRAY						4		16	B	GASPARI								
	33	P	GRAY								2	S	GILBERT								
	38	J	M'GEE								6	M	KLAWITTER								
	32	M	SMITH								36	B	LEO								1
	7	MJ	SMITH									C	MAYMAN								
	46	S	BLIGHT						1		30	S	MAYMAN								
	31	B	MORRIS								27	S	PALMER								
	17	T	PRINGLE								4	D	ROBERTSON								
	20	C	NICOLA									A	SANDERS								
	4	A	MARAFIORTE								14	D	SANDERS								2
	35	B	HARRISON						1		96	B	SKUSE								
	5	D	MORRIS	IT					1		12	G	TAPE								
<i>[Signature]</i>											<i>[Signature]</i>										
Time Outs <input checked="" type="checkbox"/>											Time Outs										
Totals 25/1/9											Totals 11/1/13										

Won by ETP Umpires/Referees Score 9 to 3
 Signified Correct... Signature [Signature] Name B. MARSHLAND Club A-RA
 1st Named Team [Signature] Signature M. Padden Name [Signature] Club
 2nd Named Team [Signature] Signature Name Club

Officials Report

Time Clock
Green Card
Yellow Card
Red Card
Correct Starting Time
Correct Umpires
Comments
Coaches Voting

1st Named Team Woodville B 2nd Named Team Eye

LSA No.	No.	Initials	Surname (In Alphabetical Order)	Penal	Assist	Goals				Total	LSA No.	No.	Initials	Surname (In Alphabetical Order)	Penal	Assist	Goals				Total	
						1	2	3	4								1	2	3	4		
		T	CALDOW																			
		T	DUFFY																			
		A	FELEPPA																			
		R	FELEPPA																			
		M	FLAHERTY																			
		B	FORREST																			
		A	HENRY																			
		B	HOWE																			
		R	O'LOUGHLIN																			
		B	UNDERWOOD																			
		M	WILSON																			
		D	WINKLESS																			
						Totals											Totals					
Time Outs											Time Outs											

Officials Report

Scorers
 1st Team Yes No
 2nd Team Yes No

Time Clock
 Yes No

Green Card
 Yes No

Yellow Card
 Yes No

Red Card
 Yes No

Correct Starting Time
 Yes No

Correct Uniforms
 1st Team Yes No
 2nd Team Yes No

Comments

Coaches' Voting
 Most Valuable Player
 (Senior & U17 Grades Only)

1. Name.....
 Club.....No.....

2. Name.....
 Club.....No.....

3. Name.....
 Club.....No.....

(Both Coaches to sign)
 Name.....Club.....
 Signature.....
 Name.....Club.....
 Signature.....

Won by _____ Umpires/Referees _____ Signature _____ Name _____ Club _____
 Signified Correct... Signature _____ Name _____ Club _____
 1st Named Team _____ Signature _____ Name _____ Club _____
 2nd Named Team _____ Signature _____ Name _____ Club _____

1st Named Team STURT

2nd Named Team ADELAIDE UNI

LSA No.	No.	Initials	Surname (In Alphabetical Order)	Penal	Assist	Goals				Total	LSA No.	No.	Initials	Surname (In Alphabetical Order)	Penal	Assist	Goals				Total				
						1	2	3	4								1	2	3	4					
	53	M	CAPPILOTTI (3)								4	O	LEVAT		1										
	12	B	MCGUINNESS								16	J	LEVAT				1	1	1	1	4				
	18	P	SMITH	1	1						6	S	PHILLIPS	1											
	48	T	ROLAND	1							8	R	RAILEY	1											
	42	T	TUXFORD		"	"	"	"	2		65	H	PHAM												
	24	S	CORRELL	1							11	M	KENPFICK	111											
	43	D	HANSFORD (5)			"	"	"	5		10	S	MOLLOY	T		"	"	"	"	5					
	20	L	PARNINGTON	1							2	C	ADAMEK	1											
	37	D	VENOUS								17	J	HAYLES-JENKINS			1					1				
	32	N	TUCK (1)			"			1		7	D	SVILANS												
	38	N	QUEVE (2)								5	D	POTTS												
	46	R	MCAULEY	1							13	D	WALTON	1	1										
	41	T	FALLOON								1	T	COLER	1											
	51	A	FITZGERALD (2)	1	1						2	T	COCKS												
	22	B	DUBOVAR								84	C	YOUNG												
											15	R	SMISSEN												
											93	H	GRAHAM												
				Totals				1	4	2	1	8					Totals				4	2	2	2	10

Officials Report

Secretary

Time Check

Green Card

Yellow Card

Red Card

Correct Starting Time

Correct Offences

Exemptions

Disciplinary Notes

Signature

Won by ADELAIDE UNI

Signified Correct...

1st Named Team [Signature]

2nd Named Team [Signature]

White Copy to REGISTRAR Blue Copy to CLUB Yellow Copy to UMPIRES/REFEREES

Umpires/Referees

Score 10 to 8

Signature [Signature]

Name J.R. Toogood

Club

Signature [Signature]

Name S.K. PLORES

Club

Signature

Name

Club

1st Named Team West TORRENS

2nd Named Team E.T.P.

LSA No.	No.	Initials	Surname (In Alphabetical Order)	Penal	Assist	Goals				Total	LSA No.	No.	Initials	Surname (In Alphabetical Order)	Penal	Assist	Goals				Total						
						1	2	3	4								1	2	3	4							
	3	D	Lomman									30	A	Marafioti													
	18	M	Heard									34	B	Morris													
	19	J	BCHAR									38	J	McGee													
	27	J	Clark									40	T	Ross													
	24	L	RAY									26	M	Vickery													
	4	W	Little									13	S	Dawkins													
	10	M	Larwood									32	MO	Smith													
	13	G	Badrock									7	MT	Smith													
	16	M	Stephens									33	P	Cray													
	41	S	Horton									2	T	Lindner													
	17	D	Randell									30	C	Nicola													
	39	S	Bennett									35	B	Harrison													
	46	O	Retallick									39	T	Pringle													
			John Pearce									46	S	Blight													
	32	D	valero									22	T	Mildren													
	36	T	McDonald									18	T	GRAY													
	38	A	STAVRENS																								
						Totals											Totals										
						1	3	0	1	5							1	1	0	1	3						

Won by West TORRENS
 Signified Correct...
 1st Named Team
 2nd Named Team

Umpires/Referees
 Signature [Signature] Name P. J. Macquibbin Club
 Signature [Signature] Name S. RETALLICK Club
 Signature _____ Name _____ Club _____

Officials Report

Score: _____ to _____

Time Check: _____

Green Card: _____

Yellow Card: _____

Red Card: _____

Correct Shooting Time: _____

Correct Uniform: _____

Comments: _____

Coached: _____

1st Named Team West Torrens 2nd Named Team ETD

LSA No.	No.	Initials	Surname (In Alphabetical Order)	Penal	Assist	Goals				Total	LSA No.	No.	Initials	Surname (In Alphabetical Order)	Penal	Assist	Goals				Total
						1	2	3	4								1	2	3	4	
	3	D	LOMMAN								30	A	MARATHI T								
	18	M	HEARD								34	B	MORRIS	"							
	19	J	SCHAR								38	G	MILES	"							
	27	J	CLARKE								40	T	ROSS	"							
	21	L	RAY								46	M	VINDERY								
	4	W	LITTLE								13	S	DARWIN	"							
	10	M	LARWOOD	"							32	MJ	SMITH								
	13	G	BADCOCK	"							7	MT	SMITH			1					1
	16	M	STEPHEN			"			2		33	P	GRAY								
	41	S	HORTON						1		2	T	LINDNER								1
	17	J	RANDALL	"							39	C	MCLA								
	34	S	BENNETT	"							35	B	LARSON								
	40	O	RETAVICK			"					17	T	PRINGLE								
	32	O	RETAVICK			"			2		46	S	BRIGHT								1
	36	T	MCDONALD								27	T	MILBURN								1
	38	A	STURLES								18	T	GRAY								1
						Totals 1 3 0 1 5										Totals 1 1 0 1 3					

Time Outs 1/1 1/1

Won by West Torrens Umpires/Referees Score 5 to 3

Signified Correct... On Signature [Signature] Name P.J. Macdonald Club

1st Named Team West Torrens Signature [Signature] Name S. RETAVICK Club

2nd Named Team ETD Signature Name Club

Officials Report

Secretary: [] [] [] []

Time Clocks: [] [] [] []

Green Card: [] [] [] []

Yellow Card: [] [] [] []

Red Card: [] [] [] []

Correct Starting Time: [] [] [] []

Correct Lineouts: [] [] [] []

Comments: [] [] [] []

Coaches Meeting: [] [] [] []

Player & Umpire/Referee: [] [] [] []

1st Named Team STURT B 2nd Named Team NORTH ADELAIDE

LSA No.	No.	Initials	Surname (In Alphabetical Order)	Penal	Assist	Goals				Total	LSA No.	No.	Initials	Surname (In Alphabetical Order)	Penal	Assist	Goals				Total
						1	2	3	4								1	2	3	4	
	30	R	HOUSTON								28	J	ACKERS (4)								
	35	S	THAIN	T							21	D	BAKER (3)								
	56	J	REA								1	C	BARKER	1	1						
	18	M	BLAIR						1		31	J	CHARLES								
	26	T	BROWN								16	B	GASPARI								
	24	D	M'INNES						1		36	B	LEO								1
	21	D	MUTTON								33	C	MAYMAN								
	45	L	JAMIESON								20	S	MAYMAN (1)								
	39	M	BARTELLO								27	S	PALMER								
	30	RJ	PAUL BREDA						1		4	DR	ROBERTSON								
	31	J	BROWN						1		14	D	SANDERS								2
											29	A	SEWELL (5)								1
											96	B	SKUSE								1
												H	SWATNE								
											17	N	TARCA								
											12	D	BLAY								
											24	J	CARMODY (2)								
											8	A	SANDERS								
						Totals 0 1 1 1 3										Totals 2 1 1 1 5					

Time Outs 1/0

Won by NORTH ADELAIDE Umpires/Referees

Score 3 to 3

Signified Correct...

Signature [Signature]

Name H. THYSEN Club _____

1st Named Team Sturt

Signature [Signature]

Name G. [unclear] Club _____

2nd Named Team North Adelaide

Signature _____

Name _____ Club _____

Officials Report

Referees
 Referee: Yes No
 Time Clock: Yes No
 Green Card: Yes No
 Yellow Card: Yes No
 Red Card: Yes No
 Correct Boarding Time: Yes No
 Correct Uniforms: Yes No
Officials
 Coach: Yes No
 Referee: Yes No
 Umpire: Yes No
 Timekeeper: Yes No
 Signaller: Yes No
 Photographer: Yes No
 Spectator: Yes No

1st Named Team Woodville

2nd Named Team Burnside

LSA No.	No.	Initials	Surname (In Alphabetical Order)	Penal	Assist	Goals				Total	LSA No.	No.	Initials	Surname (In Alphabetical Order)	Penal	Assist	Goals				Total																						
						1	2	3	4								1	2	3	4																							
	9	M	Cappelluti						11	2			18	A	CARR																												
	18	M	Elliss. (1)						11	2			7	M	Tucker			1	1	1																							
	45	M	Hogan		1					1			8	D	OTTE			1																									
	19	A	Johans			1				1			66	A	Stewart	1																											
	33	C	M'GIRR										72	K	HILL																												
	29	G	Paull (2)										1	G	Owen			11																									
	25	M	Buck Retcher (11)										12	J	Silverblade																												
	14	Ad	Young										64	T	Gower																												
	31	An	Young										20	J	Peak																												
	47	M	Noble D. (4)										2	J	Hemphill	1																											
	34	A	Caddis (3)											T	Roed																												
	8	T	Philp (5)										74	M	Sivolare Ross					1																							
	5	D	Hall										5	G	Pote																												
	11	M	Smith (Michael)										48	C	Simms	1																											
	38	N	Chapman										31	B	Jacobson																												
	1	M	Smith (Matthew)																																								
Time Outs <input checked="" type="checkbox"/>											Time Outs <input checked="" type="checkbox"/>																																
Totals 1											10				4				6		Totals 2											2				2				0		15	

Won by Woodville
 Signified Correct
 1st Named Team M. Richardson
 2nd Named Team J.P.D.

Umpires/Referees

Signature [Signature]
 Signature Michael Nabet
 Signature _____

Score 6 to 5

Name Loren STEVENS Club _____
 Name Michael Nabet Club WS - TR - C
 Name _____ Club _____

Officials Report

Scorers
 Referee
 Time Clock
 Ground Care
 Referee Card
 Ref Card
 Control Starting Time
 Control Uniforms
 Comments

(This section contains a grid for recording various match events and official actions.)

1st Named Team WOODVILLE

2nd Named Team BURNSIDE

LSA No.	No.	Initials	Surname (In Alphabetical Order)	Penal	Assist	Goals				Total	LSA No.	No.	Initials	Surname (In Alphabetical Order)	Penal	Assist	Goals				Total																						
						1	2	3	4								1	2	3	4																							
	9	M	CARPELLUTI						11	2		18	A	CARR																													
	18	M	ELIUS	T					11	2	(4)	7	M	TUCKER				1	1		1	3																					
	25	M	HOGAN		1					1		8	D	OTTO				1				1																					
	19	A	JONES			1				1		66	A	STEWART	1																												
	23	C	McCURR								(4)	72	K	HILL																													
	29	G	PAULL									1	G	OWENS	11																												
	25	A	FRANK Kretchner									12	J	SILVERBLADE																													
	14	AD	YOUNG								(2)	64	T	GOWER																													
	31	AW	YOUNG									80	J	PEAK	1																												
	47	M	NOBLE								(1)	2	J	HEMPHILL G																													
	34	A	CALDWELL	1									F	W																													
	8	T	PAUL	1								74	M	SINGULAR-ROSS	1			1				1																					
	5	D	HALL								(3)	5	G	ROTE																													
	11	M	SMITH	1								48	C	SIMMS	1																												
	38	N	CHAPMAN									31	B	JACOBSON																													
	1	M	SMITH									14	OS	BROWN																													
Time Outs 1 1											Totals 11 - 46											Time Outs											Totals 22 - 15										

Officials Report

Referees
 1st Team: Yes No
 2nd Team: Yes No

Time Clock
 Yes No

Green Card
 Yes No

Yellow Card
 Yes No

Red Card
 Yes No

Correct Starting Time
 Yes No

Correct Uniforms
 1st Team: Yes No
 2nd Team: Yes No

Comments

Captain Writing
 Name: Michael Wisnet
 Club: WSTLC

Won by Woodville Umpires/Referees Score 6 to 5

Signified Correct. Signature [Signature] Name Reyn Brevel Club [Club]

1st Named Team M. Richardson Signature [Signature] Name Michael Wisnet Club WSTLC

2nd Named Team Brown Signature [Signature] Name [Name] Club [Club]

1st Named Team ~~BRIGHTON~~ GLENELG

2nd Named Team BRIGHTON BOMBERS

LSA No.	No.	Initials	Surname (In Alphabetical Order)	Penal	Assist	Goals				Total	LSA No.	No.	Initials	Surname (In Alphabetical Order)	Penal	Assist	Goals				Total
						1	2	3	4								1	2	3	4	
	12	B	Bartley		1		1			2		11	M	ATS							
	11	K	FRANKEE									10	A	BARTHOLOMEW							
	3	A	GIKAS	TT								8	A	DALLISSON	T	1					
	14	J	HINDS									4 14	J	EDWARDS							
	2	J	KILLEN									14	A	HILL							1
	9	A	LAWMAN	18	1	1				2		1	S	HILL							2
	4	DA	NANGLE							1		9	C	LINDNER		1					
	5	DY	NANGLE									15	D	MACK	TT						1
	7	B	SMITH									19	S	MCKINNON							
	18	D	STEVENS									2	T	LEE	T						
	17	A	SEMMLER							2		20	G	ELLIS							1
	6	M	LANGLEY	"								3	B	STUART							
	1	B	ROBINSON							1		18	C	TERRY							
	13	P	WHITE							1		16	H	WALDORE							
												17	M	WITTY							3
						Totals				234211							Totals				31127

Won by Glenelg
 Signified Correct...
 1st Named Team ~~BRIGHTON~~
 2nd Named Team _____

Umpires/Referees
 Signature [Signature] Name C JABBER Club STURT
 Signature [Signature] Name D. McNICOL Club _____
 Signature _____ Name _____ Club _____

Officials Report

Referee: _____
 Umpire: _____
 Time Clock: _____
 Green Card: _____
 Yellow Card: _____
 Red Card: _____
 Correct Starting Time: _____
 Correct Breakdown: _____
 Comments: _____
 Corrected Minutes: _____
 Corrected Goals: _____
 Corrected Penalties: _____

1st Named Team GLONELL 2

2nd Named Team BRIGHTON 2

LSA No.	No.	Initials	Surname (In Alphabetical Order)	Penal	Assist	Goals				Total	LSA No.	No.	Initials	Surname (In Alphabetical Order)	Penal	Assist	Goals				Total
						1	2	3	4								1	2	3	4	
			A GRIFITH								106	39	B	RURKE	"					1	
	16	A	SMITH	"							3423	21	N	BYRNE	"						
	13	C	MORTIMER	(4)							3010	37	M	COLE							
	8	G	MUNN	(1)	"	"	"	"	4		3749	17	B	CROWIN							
	17	B	WILLIAMS	(2)							117	38	S	ELLIOT							
	3	N	SOUTHWELL		"						3545	32	M	ERKELENS							
	5	J	MORTON								3469	31	M	FUSS							
	4	S	M'MAHON						1		3470	36	T	HARRIMAN				1	1	2	
	7	A	GATES		"						55		A HILL								
	12	G	KILPATRICK								2514		E HOLLAND								
	6	K	SEARLE								59	24	P	KEANE							
			R. STANTON								62	23	B	LEE							
	9	R	ELEFThERIOU	(5)	"	"	"	"	2		131	19	C	LERAY							
	11	G	SMITH	(3)	"	"	"	"	2		72	40	K	MAVAK	"			1	1	2	
			R. STANTON								265		B McDONNELL								
			R. STANTON								3724	26	J	Mc LAICHEY	"						
			R. STANTON								2053	22	L	Mc NICOL							
			R. STANTON								3471	20	S	PIKE	"						
			R. STANTON								2501	13	G	REVEL							
			R. STANTON								3292	25	T	SNOWBALL							
			R. STANTON								91		D FERRY								
			R. STANTON								35	J	RAYMOND					1	1	1	
						Totals				15219							Totals				02226

Officials Report

Score: 9 to 6

Umpires/Referees: Alan Dowsett Name Alan Dowsett Club ALRA

Bob Banger Name Bob Banger Club ALRA

Time Out: 1

Correct Starting Time: Yes No

Correct Uniforms: Yes No

Disciplinary: Yes No

Discipline: None

Won by Glennell

Signified Correct... [Signature]

1st Named Team [Signature]

2nd Named Team [Signature]

2nd
1st Named Team ~~Woodville~~ Cilenelg

1st
2nd Named Team Woodville

LSA No.	No.	Initials	Surname (In Alphabetical Order)	Penal	Assist	Goals				Total	LSA No.	No.	Initials	Surname (In Alphabetical Order)	Penal	Assist	Goals				Total	
						1	2	3	4								1	2	3	4		
1368	12	B	Bartlett								34	M	Hogan									
1373	8	G	Bryant								9	M	Cappelluti									
1388	3	A	Cikas						≠		24	M	Ryan (a)									
2173	14	J	Hinds								29	A	Paul									
1404	15	M	Kolen						≠		31	A	Young									
2340	18	M	Langley (1)	≠					4		25	S	Abbott									
1423	5	D	Nangle (a) (4)								33	C	McCarr									
1402	10	J	Killen								18	M	Ellis									
	6	D	Nangle						1		1	A	Johns									
1433	17	A	Semmler (5)						5		14	A	Young									
	4	B	McIntosh (2)						1		<div style="font-size: 2em; font-family: cursive;">Dawson</div>											
335	11	K	Frankiee																			
	13	M	Campbell																			
	1	B	Robanson (3)	≠					3													
1439	7	S	Smith								<div style="font-size: 2em; font-family: cursive;">Dawson</div>											
Time Outs											Time Outs											
Totals				6	5	2	1	14		Totals				0	0	1	0	1				

Won by Cilenelg
 Signified Correct...
 1st Named Team M. Richardson
 2nd Named Team [Signature]

Umpires/Referees
 Signature [Signature]
 Signature [Signature]
 Signature [Signature]

Score 1 to 14
 Name Robin STEVEN Club ALRA
 Name IAN DAWSON Club ALRA
 Name _____ Club _____

Officials Report

Scorer
 1st Team: No. _____
 2nd Team: No. _____

Time Clerk
 No. _____

Green Card
 No. _____

Yellow Card
 No. _____

Red Card
 No. _____

Correct Starting Time
 No. _____

Correct Lineforms
 No. _____

Comments

Courtesy Writing
 (Print Name) _____
 (Print Position) _____
 (Print Club) _____

1st Named Team WOODVILLE 2 2nd Named Team GLENELG 2

LSA No.	No.	Initials	Surname (In Alphabetical Order)	Penal	Assist	Goals				Total	LSA No.	No.	Initials	Surname (In Alphabetical Order)	Penal	Assist	Goals				Total
						1	2	3	4								1	2	3	4	
	16	T	W CALLOW								3	C	WHITE								
	3	A	HENRY				1		1		13	C	MORTIMER (4)								
	27	M	FLAHERTY								7	S	DINNINS								
	32	A	FELEPPA	1							16	J	HARRIS (1)				1			1	5
	37	M	WILSON	1							2	M	GRIFFIN (3)								
	23	R	FELEPPA		1						12	G	KILPATRICK	1							2
	12	B	HOWE	1			1		3		8	G.	MUNN (5)								
	50	D	WINKLESS						1		17	A	SMITH								
	17	T	DUFFY		1						15	C	CUNNINGHAM								1
	39	B	UNDERWOOD		1						4	R	CUNNINGHAM (4)								
	21	R	O'LOUGHLIN								6	C	WITT (2)								
	20	B	FORREST								1	S	McMAHON								1
			Knocked in						1		14	N	SOUTHWELL								
											9	J	SEARLE								1
											5	A	GATES								
											11	G	BRUSIC								
						Totals 2 2 2 - 6											Totals 3 1 1 5				

Officials Report

Umpires/Referees: Yes No

Time Clock: Yes No

Green Card: Yes No

Yellow Card: Yes No

Red Card: Yes No

Correct Starting Time: Yes No

Correct Lineups: Yes No

Comments:

Umpires/Referees: Yes No

Time Clock: Yes No

Green Card: Yes No

Yellow Card: Yes No

Red Card: Yes No

Correct Starting Time: Yes No

Correct Lineups: Yes No

Comments:

Won by Glenelg 2 Score 10 to 6

Signified Correct... Umpires/Referees Name D. O'NEILL Club _____

Signature _____ Name D. McNICOL Club _____

Signature _____ Name _____ Club _____

1st Named Team Woodville 2

2nd Named Team Glenelg 2

1st Named Team WOODVILLE

2nd Named Team GLENNELL

LSA No.	No.	Initials	Surname (In Alphabetical Order)	Penal	Assist	Goals				Total	LSA No.	No.	Initials	Surname (In Alphabetical Order)	Penal	Assist	Goals				Total
						1	2	3	4								1	2	3	4	
	16	T	CALDON (4)								3	C	WHITE								
	3	A	HENRY (1)								13	C	MORTIMER								
	27	M	FLAHERTY						1		7	S	DINNIS								
	32	A	FELEPPA (5)	'							16	J	HARRIS								
	23	R	FELEPPA		'						2	M	GRIFFIN			'	'				5
	37	M	NILSON								12	R	KILPATRICK	"							
	12	B	HOWE (3)	'	"	"			3		8	G	MUNN				'				2
	50	D	WINKLESS			"			1		17	A	SMITH		"						
	17	T	DUFFY (2)								15	C	CUNNINGHAM								
	39	B	UNDERWOOD	"							4	R	CUNNINGHAM			'					1
	21	R	OLAHUN								6	L	WITT								
	20	R	FURREST								1	S	MCMAHON								
			knocked in						1		14	N	SOUTHWELL								1
											9	T	SEARLE								
											5	A	GATES								1
											11	G	BRUSIC								
						Totals 2 2 2 0 6											Totals 3 1 1 5 10				

Officials Report

Referee: Yes No

Time Clock: Yes No

Green Card: Yes No

Yellow Card: Yes No

Red Card: Yes No

Correct Starting Time: Yes No

Correct Distances: Yes No

Comments: _____

Coach's Voting: _____

Player's Voting: _____

Signature: _____

Won by Glennell

Signified Correct... [Signature]

1st Named Team [Signature]

2nd Named Team [Signature]

Umpires/Referees

Signature [Signature] Name D Tyne Club _____

Signature [Signature] Name D McMichael Club _____

Score 10 to 6

Club _____

Club _____

Club _____



Report from Adelaide Uni Club Adelaide Uni Date 26.4.08 Round 1 Grade Res Mens/Womens

1st Named Team Adelaide Uni

2nd Named Team Brighton

LSA No.	No.	Initials	Surname (In Alphabetical Order)	Penal	Assist	Goals				Total	LSA No.	No.	Initials	Surname (In Alphabetical Order)	Penal	Assist	Goals				Total	
						1	2	3	4								1	2	3	4		
	4	O	Lovat								11	M	ATS									
	16	J	Lovat								10	A	BARTHOLOMEW									
	8	A	Huddleston								3	S	BILSBOROW									
	14	S	Molloy								8	A	DALLISSON					1	1			2
	1	T	Coker						1	1	7	G	ELLIS				1					1
	11	M	Kenefick	1							20	P	ELSON									
	13	D	Walton								14	S	HILL				1	1	1			3
	7	D	Svillans								9	C	LINDER									
	3	T	COCKS								15	D	MACK									
	2	C	Adamek					1	1		19	S	MACKINNON								11	2
	5	D	Potts	1							13	B	STUART				1					1
	WMA										18	C	TERRY						11			2
	84	C	Young								4	I	WILLIAMS									
	6	S	Phillips			1	1		2		19	M	WITTY					11		1111		6
	65	H	Pham	111							5	J	RAYMONT				1	1				2
	10	P	Rawinski	1																		
	15	R	Bailey	1																		
	17	J	Hayles Jenkins			1	1		2													
						Totals											Totals					
Time Outs						2	1	2	1	6	Time Outs						3	5	5	6	19	

Won by Brighton

Signified Correct...

1st Named Team _____

2nd Named Team _____

Umpires/Referees

Signature [Signature]

Signature S MARSLAND

Signature _____

Score 6 to 19

Name M Bendall

Name [Signature]

Name _____

Club _____

Club _____

Club _____

Officials Report

Referee: Yes No
Time Clock: Yes No

Green Card: Yes No

Yellow Card: Yes No

Red Card: Yes No

Correct Starting Time: Yes No

Correct Uniforms: Yes No

Correct Time: Yes No

Correct Officials: Yes No

Comments: _____

Coach's Writing: _____

Match Report: _____

Score: _____

Time: _____

Referee: _____

Time Clock: _____

Green Card: _____

Yellow Card: _____

Red Card: _____

Correct Starting Time: _____

Correct Uniforms: _____

1st Named Team UNIVERSITY

2nd Named Team BRIGHTON

LSA No.	No.	Initials	Surname (In Alphabetical Order)	Penal	Assist	Goals				Total	LSA No.	No.	Initials	Surname (In Alphabetical Order)	Penal	Assist	Goals				Total						
						1	2	3	4								1	2	3	4							
	4	O	LOVAT								6385	11	M	ATS							9						
	16	J	LOVAT								7824	10	A	BARTHOLOMEW													
	8	A	HUDDLESTON								6369	3	S	BILSBOROW (4)													
	14	S	MOLLOY								6378	8	A	DALLISSON	T							2					
	1	T	COKER							1	6383	7	G	ELLISS								1					
	11	M	KENEFICK								6385	20	P	ELSON													
	13	D	WALTON								6323	14	S	HILL								3					
	7	D	SVILLANS								6398	9	C	LINDNER (2)													
	13	T	COCKS								7435	15	D	MACK (3)													
	2	C	ADAMEK							1	6400	19	S	Mac KINNON (5)								2					
	5	D	POTTS								7174	13	B	STUART								1					
	84	C	YOUNG								6358	18	C	TERRY								2					
	6	S	PHILLIPS							2	6418	4	I	WILLIAMS													
	65	H	PHAM								6419	19	M	WITTY (1)	T							6					
	10	P	RAWINSKI									5	J	RAYMOND								2					
	15	R	BAILEY																								
	17	J	HAYLES JENKINS							2																	
Time Outs		11								Totals		2	1	2	1	6	Time Outs				Totals		3	5	5	6	19

Won by BRIGHTON

Signified Correct...

1st Named Team _____

2nd Named Team _____

Umpires/Referees

Signature [Signature]

Signature B. MARSLAND

Signature _____

Score 19 to 6

Name M. Bendall Club _____

Name [Signature] Club _____

Name _____ Club _____

Officials Report

Scored
 Not Taken: Yes No
 Not Taken: Yes No

Time Clock
 Not No

Green Card
 Not No

Yellow Card
 Not No

Red Card
 Not No

Correct Starting Time
 Not No

Correct Uniforms
 Not Taken: Yes No
 Not Taken: Yes No

Comments

Coach's Voting
 Not Taken: Yes No
 Not Taken: Yes No

1st Named Team BURNSIDE 2nd Named Team BRIGHTON

LSA No.	No.	Initials	Surname (In Alphabetical Order)	Penal	Assist	Goals				Total	LSA No.	No.	Initials	Surname (In Alphabetical Order)	Penal	Assist	Goals				Total
						1	2	3	4								1	2	3	4	
	16	N	ASTON								40	B	BURKE	1							
	8	D	OTTO	2							37	N	BYANES								
	59	M	HOFF								38	M	COLE								
	15	A	CARR (3)		1						39	J	ELLIOT	1							
	48	C	SIMMS								33	M	FUSS								
	64	J	CASTLE								21	C	Lambert mils								
	75	D	MENTIPLAY (4)	T	1	III	1	4			28	L	Holland								
	31	B	JACOBSON								23	B	Keane								
	13	S	OLESEN (5)	T							19	C	Leray						1	1	2
	14	OS	BROWN (1)					III	3		36	K	Maurer	11	1						1
	3	D	PAEDER (2)									B	McDonnell								
	2	J	HMPHILL								26	J	McLatchey	1							
	80	J	PEAK								22	L	McVical								
	12	J	SCHVERDLADE								34	A	Hill	T		1	11				3
	5	A	PETE								20	S	Pike	TB							
	66	G	STEWART								25	P	Shinnick								
	72	K	HILL								35	S	McKinnon								
											24	T	Snowball								
											17	B	Crown								
											31	B	Lee								
						Totals 3-137										Totals 22116					

Officials Report

Score: 7 to 6

Umpires/Referees:
 Name: H. RAJSEK Club: _____
 Name: S. RETALLICK Club: _____

Signified Correct...
 1st Named Team: Burnside
 2nd Named Team: Brighton

Time Outs: 1 (Burnside) 1 (Brighton)

Won by Burnside
 Signified Correct...
 1st Named Team Burnside
 2nd Named Team Brighton
 White Copy to REGISTRAR Blue Copy to CLUB Yellow Copy to UMPIRES/REFEREES

1st Named Team BURNSIDE

2nd Named Team BRIGHTON

LSA No.	No.	Initials	Surname (In Alphabetical Order)	Penal	Assist	Goals				Total	LSA No.	No.	Initials	Surname (In Alphabetical Order)	Penal	Assist	Goals				Total																		
						1	2	3	4								1	2	3	4																			
	16	N	ASTON								106	40	B	BURKE	'																								
	8	D	OTTO	2							3473	37	N	BYRNES (1)																									
	69	M	HOFF								3010	38	M	COLE																									
	18	A	CARR								117	39	J	ELLIOT	'																								
	49	C	SIMMS								3545	33	M	EKELENS (5)																									
	64	J	CASSEL								3469	32	M	FUSS																									
	75	D	MENTIPLAY	'	'	'''	'		4		3470		T	HARRIMAN																									
	31	B	JACOBSON								55	21	CB	HILL ^{MILLS} LAMBERTI																									
	13	S	OLESEN								2514	28	L	HOLLAND																									
	14	OS	BROWN					'''	3		59	23	P	KEANE																									
	3	D	PAEDIL								131	19	C	LERAY							2																		
	2	J	HEMPHILL								72	36	K	MAURER (3)	"	'					1																		
	80	J	DEAK								2685		B	MCDONNELL																									
	12	J	SILVERBLADE									26	J	MCLATCHY	'																								
	5	Q	POTE								2055	22	L	M'NICOL																									
	66	G	STEWART								3279	34	A	HILLS (4)	'	'	"				3																		
	72	K	HILL									31	B	GIBBEN LEE																									
											3471	20	S	PIKE (2)	'	12																							
											446	25	J	RAYMOND SHINNICK																									
											2501	35	G	REVEL MACKINNON																									
											3292	24	T	SNOWBALL																									
												17	B	CRONIN																									
												30	B	LEE																									
Time Outs <u>0/1</u>										Totals <u>30137</u>										Time Outs <u>1/1</u>										Totals <u>22116</u>									

Won by BURNSIDE
 Signified Correct... SD
 1st Named Team BURNSIDE
 2nd Named Team BRIGHTON

Umpires/Referees
 Signature [Signature] Name H. ZHYSKA Club _____
 Signature [Signature] Name S. RETALLICK Club _____
 Signature _____ Name _____ Club _____

Officials Report

Secretary
 Referee
 Time Clock
 Green Card
 Yellow Card
 Red Card
 Correct Starting Time
 Correct Uniforms
 Commence

Counted Money
 Best of Game
 Best of Effort

1st Named Team North Adelaide 2nd Named Team West Torrens

LSA No.	No.	Initials	Surname (In Alphabetical Order)	Penal	Assist	Goals				Total	LSA No.	No.	Initials	Surname (In Alphabetical Order)	Penal	Assist	Goals				Total				
						1	2	3	4								1	2	3	4					
	28	J	ACKERS							880	3	D	LOMMAN												
	20	M	BALANASKAS	1111			1		1		5	M	HEARD												
	1	C	BARICKER	11						879	4	W	LITTLE												
	24	J	CARMODY								7	G	BADCOCK									1			
	31	J	CHARLES							876	10	M	LARWOOD												
	16	B	GBPARI	1						2254	13	O	RESTALLIA	1											
	2	S	GILBERT		1					908	16	M	STEPHENS	1											
	33	C	MAYMAN							897	19	L	RAY	1											
	30	S	MAYMAN								26	J	SCHAR												
	8	S	MORRIS		1	1			2	855	27	J	CLARK												
	27	S	PAYMER							2256	32	J	RESTALLIA	1											
	9	Don	ROBERTSON							906	40	D	SLOAN												
	4	Don	ROBERTSON							857	34	S	BENNETT									1			
	14	S	SAVADERS	1																					
	96	B	SKUSE																						
	12	G	TABE				1	1	4																
	17	N	TARLA						1																
	29	A	STEWELL																						
	11	D	DRUMBE	1	1	111			3																
						Totals				43					Totals						0	1	0	1	2

Officials Report

Secretary: _____
 Referee: _____
 Time Clock: _____
 Green Card: _____
 Yellow Card: _____
 Red Card: _____
 Correct Starting Time: _____
 Correct Duration: _____
 Comments: _____

Checked by: _____
 Club: _____

Won by North Adelaide Umpires/Referees Ray R. Jaeger Score 11 to 2
 Signified Correct. Signature _____ Name C. JAEGER Club STURD
 1st Named Team North Adelaide Signature _____ Name Diana Peak Club _____
 2nd Named Team West Torrens Signature _____ Name _____ Club _____

1st Named Team NORTH ADELAIDE 2nd Named Team WEST TORRENS.

LSA No.	No.	Initials	Surname (In Alphabetical Order)	Penal	Assist	Goals				Total	LSA No.	No.	Initials	Surname (In Alphabetical Order)	Penal	Assist	Goals				Total
						1	2	3	4								1	2	3	4	
	28	J	ACKERS								3	J	LOMMAN		1						
	20	M	BARANAVSKAS			1			1		5	M	HEARD								
	1	C	BARKER								4	W	LITTLE								
	24	J	CARMODY = (5)								7	G	BADOLIA					1	1		
	31	J	CHARLES								10	M	LARWOOD								
	16	B	GASPARI								13	O	RETAWICK								
	2	S	GILBERT								16	M	SABHON								
	23	C	MAYMAN (2)								19	L	RAY								
	30	S	MAYMAN								26	J	SCHAR								
	8	S	MORRIS (4)						2		27	J	CLARK								
	27	S	PALMER = (3)								32	J	RETAWICK								
	7	DAV	ROBERTSON								40	D	SLOAN								
	4	DAVE	ROBERTSON								34	S	BENNETT							1	
	14	D	SANDERS																		
	10	B	SKUSE																		
	12	G	TAPE						4												
	17	N	TARCA																		
	29	A	SEWELL (3)						1												
	21	D	DRUNIC (1)						3		NOT CORRECT UNIFORMS										
Time Outs						Totals 4 3 2 2					Time Outs						Totals 0 1 0 1 2				

Officials Report

Scorers
 Referee
 Time Clock
 Green Card
 Yellow Card
 Red Card
 Correct Starting Time
 Correct Uniforms
 Comments

Won by NORTH ADELAIDE Umpires/Referees Score _____ to _____
 Signified Correct Signature [Signature] Name C JABBERN Club South
 1st Named Team [Signature] Signature [Signature] Name Brian Peck Club _____
 2nd Named Team [Signature] Signature _____ Name _____ Club _____



Report from ETP Club Date 27/4/08

Grade Reserve Mens/Womens

Officials Report

Scorers			
1st Team	Yes <input type="checkbox"/>	No <input type="checkbox"/>	
2nd Team	Yes <input type="checkbox"/>	No <input type="checkbox"/>	
Time Clock			
Yes <input type="checkbox"/> No <input type="checkbox"/>			
Green Card			
Yes <input type="checkbox"/> No <input type="checkbox"/>			
Yellow Card			
Yes <input type="checkbox"/> No <input type="checkbox"/>			
Red Card			
Yes <input type="checkbox"/> No <input type="checkbox"/>			
Correct Starting Time			
Yes <input type="checkbox"/> No <input type="checkbox"/>			
Correct Uniforms			
1st Team	Yes <input type="checkbox"/>	No <input type="checkbox"/>	
2nd Team	Yes <input type="checkbox"/>	No <input type="checkbox"/>	
Comments			
Coaches' Voting			
Most Valuable Player (Senior & U17 Grades Only)			
1. Name <u>B. MORRIS</u>			
Club	<u>ETP</u>	No.	<u>25</u>
2. Name <u>S. GRAY</u>			
Club	<u>SWR</u>	No.	<u>22</u>
3. Name <u>T. GRAY</u>			
Club	<u>ETP</u>	No.	<u>34</u>
(Both Coaches to sign)			
Name	<u>D. MORRIS</u>		
Signature	<u>[Signature]</u>		
Name	<u>P. ROSS</u>		
Signature	<u>[Signature]</u>		

1st Named Team <u>ETP</u>				2nd Named Team <u>STURT</u>																	
No.	Initials	Surname (In Alphabetical Order)	Penal	Assist	Goals				Total	LSA No.	No.	Initials	Surname (In Alphabetical Order)	Penal	Assist	Goals				Total	
					1	2	3	4								1	2	3	4		
2	T	LINDER								12	B	McGuinness									
33	P	GRAY								54	S	Anderson									
38	G	MCGEE	"							18	P	Smith									
28	M	VICKERY								5	A	LINDER									
17	L	VICKERY								48	D	Roland									
27	S	Gill								92	T	Tuxford									
22	T	MIDREN	"							53	M	Capriati									
25	B	MORRIS								41	T	FALLOON									
34	T	GRAY								38	N	GUEVE									
40	T	ROSS								21	S	CORREL									
39	K	NICOLA								43	D	HANFORD									
32	M	SMITH								20	L	PARTINGTON	"								
30	A	MARRIOTT	"							45	C	JAMIESON									
35	B	HARRISON								57	D	VENUS	"								
46	S	BLIGHT								56	J	REA									
										32	N	TECK									
										39	M	BAROLO									
										26	D	CUTTON									
										17	J	BROWN									
										14	S	LANDY									
										22	B	TURNER									
					Totals 2 1 1 3 7									Totals 3 1 2 6							
Time Outs									Time Outs					2							

Won by E.T.P. Umpires/Referees Score 7 to 6

Signified Correct... Name P. VICKERY Club _____

1st Named Team ETP Signature [Signature] Name P. RECONSEY Club _____

2nd Named Team STURT Signature _____ Name _____ Club _____