

Boys

Under 13

2008

BOY'S UNDER 13 2008

Season Fixture (Boy's Under 13 2008)

RND	DATE	TIME	VENUE/COURT	HOME TEAM	AWAY TEAM	Score	Score
NORMAL SEASON							
1	03/05/08 (Sat)	BYE	BYE	Burnside			
	03/05/08 (Sat)	09:00	Barratt Reserve#2	Glenelg	vs North Adelaide	✓	10
	03/05/08 (Sat)	09:00	Finsbury Reserve	West Torrens	vs Brighton	✓	14
	03/05/08 (Sat)	09:00	Patterson Reserve	East Torrens Payneham	vs Woodville		0
2	10/05/08 (Sat)	BYE	BYE	East Torrens Payneham			
	10/05/08 (Sat)	09:00	Brighton Oval #2	Brighton	vs Glenelg	✓	3
	10/05/08 (Sat)	09:00	Findon Oval #2	Woodville	vs West Torrens	✓	17
	10/05/08 (Sat)	09:00	Miller Reserve	Burnside	vs North Adelaide	✓	17
3	17/05/08 (Sat)	BYE	BYE	North Adelaide			
	17/05/08 (Sat)	09:00	Barratt Reserve#2	Glenelg	vs Woodville	✓	25
	17/05/08 (Sat)	09:00	Finsbury Reserve	West Torrens	vs East Torrens Payneham	✓	27
	17/05/08 (Sat)	09:00	Miller Reserve	Burnside	vs Brighton	✓	10
4	24/05/08 (Sat)	09:00	Findon Oval #2	Woodville	vs Burnside	✓	10
	24/05/08 (Sat)	09:00	Finsbury Reserve	West Torrens	vs Sturt		0
	24/05/08 (Sat)	09:00	Gepps Cross #2	North Adelaide	vs Brighton	✓	4
	24/05/08 (Sat)	09:00	Patterson Reserve	East Torrens Payneham	vs Glenelg	✓	1
5	31/05/08 (Sat)	09:00	Barratt Reserve#2	Glenelg	vs West Torrens	✓	25
	31/05/08 (Sat)	09:00	Findon Oval #2	Woodville	vs North Adelaide	✓	10
	31/05/08 (Sat)	09:00	Women's Memorial Playing Fields	Sturt	vs Brighton	✓	3
	01/06/08 (Sun)	09:00	Patterson Reserve	East Torrens Payneham	vs Burnside	✓	12
6	07/06/08 (Sat)	09:00	Brighton Oval	Brighton	vs Woodville	✓	12
	07/06/08 (Sat)	09:00	Finsbury Reserve	West Torrens	vs Burnside	✓	13
	07/06/08 (Sat)	09:00	Patterson Reserve	East Torrens Payneham	vs North Adelaide	✓	10
	07/06/08 (Sat)	09:00	Women's Memorial Playing Fields	Sturt	vs Glenelg	✓	1
7	14/06/08 (Sat)	09:00	Brighton Oval #2	Brighton	vs East Torrens Payneham	✓	23
	14/06/08 (Sat)	09:00	Gepps Cross #2	North Adelaide	vs West Torrens	✓	1
	14/06/08 (Sat)	09:00	Miller Reserve	Burnside	vs Glenelg	✓	5
	14/06/08 (Sat)	09:00	Women's Memorial Playing Fields	Woodville	vs Sturt	✓	17
8	21/06/08 (Sat)	09:00	Findon Oval #2	Woodville	vs East Torrens Payneham	✓	20
	21/06/08 (Sat)	09:00	Finsbury Reserve #2	West Torrens <i>FORFEITED</i>	vs Brighton	✓	0
	21/06/08 (Sat)	09:00	Gepps Cross #2	North Adelaide	vs Glenelg	✓	0
	21/06/08 (Sat)	09:00	Miller Reserve	Burnside	vs Sturt	✓	14
9	28/06/08 (Sat)	09:00	Barratt Reserve#2	Glenelg	vs Brighton	✓	18
	28/06/08 (Sat)	09:00	Finsbury Reserve #2	West Torrens	vs Woodville	✓	13
	28/06/08 (Sat)	09:00	Gepps Cross #2	North Adelaide	vs Burnside	✓	4
	28/06/08 (Sat)	09:00	Women's Memorial Playing Fields	Sturt	vs East Torrens Payneham	✓	21
10	19/07/08 (Sat)	09:00	Brighton Oval #2	Brighton	vs Burnside	✓	18
	19/07/08 (Sat)	09:00	Findon Oval #2	Woodville	vs Glenelg	✓	9
	19/07/08 (Sat)	09:00	Gepps Cross #2	North Adelaide	vs Sturt		
	19/07/08 (Sat)	09:00	Patterson Reserve	East Torrens Payneham	vs West Torrens	✓	18
11	26/07/08 (Sat)	09:00	Barratt Reserve#2	Glenelg	vs East Torrens Payneham	✓	33
	26/07/08 (Sat)	09:00	Brighton Oval #2	Brighton	vs North Adelaide		
	26/07/08 (Sat)	09:00	Findon Oval #2	Woodville	vs Burnside	✓	22


SportingPulse - Fixture for Lacrosse SA

Score Sheet Scores

Page 5 of 15

	09/08/08 (Sat)	12:45	Brighton Oval #2		Brighton 2	vs	Adelaide University	
	09/08/08 (Sat)	12:45	Findon Oval		Woodville	vs	West Torrens	
	09/08/08 (Sat)	12:45	Findon Oval #2		Woodville B	vs	Glenelg	
	09/08/08 (Sat)	12:45	Gepps Cross		North Adelaide	vs	Glenelg B	
	09/08/08 (Sat)	12:45	Miller Reserve		Burnside B	vs	Sturt B	
15	05/07/08 (Sat)		BYE	BYE	North Adelaide			
	05/07/08 (Sat)	12:45	Adelaide Uni Playing Fields		Adelaide University	vs	Glenelg B	
	05/07/08 (Sat)	12:45	Brighton Oval		Brighton 1	vs	Brighton 2	
	05/07/08 (Sat)	12:45	Findon Oval		Woodville	vs	Woodville B	
	05/07/08 (Sat)	12:45	Finsbury Reserve		West Torrens	vs	Glenelg	
	05/07/08 (Sat)	12:45	Miller Reserve		Burnside B	vs	East Torrens Payneham	
	05/07/08 (Sat)	12:45	Women's Memorial Playing Fields		Sturt	vs	Sturt B	
16	12/07/08 (Sat)		BYE	BYE	West Torrens			
	12/07/08 (Sat)	12:45	Adelaide Uni Playing Fields		Adelaide University	vs	Sturt	
	12/07/08 (Sat)	12:45	Barratt Reserve		Glenelg	vs	Brighton 1	
	12/07/08 (Sat)	12:45	Barratt Reserve #3		Glenelg B	vs	Brighton 2	
	12/07/08 (Sat)	12:45	Gepps Cross		North Adelaide	vs	Sturt B	
	12/07/08 (Sat)	12:45	Miller Reserve		Burnside B	vs	Woodville	
	12/07/08 (Sat)	12:45	Patterson Reserve		East Torrens Payneham	vs	Woodville B	

This fixture proudly brought to you by the Lacrosse SA and
www.sportingpulse.com



1st Named Team Glenelg

2nd Named Team Brighton

LSA No.	No.	Initials	Surname (In Alphabetical Order)	Penal	Assist	Goals				Total	LSA No.	No.	Initials	Surname (In Alphabetical Order)	Penal	Assist	Goals				Total
						1	2	3	4								1	2	3	4	
	3	T	Bartlett	(4)	'	'			6/1		2	M	Frayne								
	5	T	Buckley		'				0/1		5	J	Elliott								
	14	J	Dunn	(2)	'				3		11	A	Wollaston								
	6	D	Evans	(1)							37	J	Turton								
	13	A	Moeller								40	M	Elliott								
	8	S	Mortimer						1		49	G	Ellis								
	10	B	Munn	(3)	'				1		51	S	Kurtzer								
	2	H	Munn	(5)	'				2		54	J	Rance								
	15	J	Paynter								58	R	Scutter								
	12	R	Paynter								61	T	Polden								
	4	S	Whitehead		'	'			0/1		63	J	Ellias								
											65	N	Lowe								
											17	J	Thiele								
						Totals 4 3 4 2 13										Totals 0 1 3 5 9					

Time Outs

Time Outs

Won by Glenelg

Umpires/Referees

Score 13 to 9

Signified Correct... [Signature]

Signature [Signature]

Name _____ Club _____

1st Named Team [Signature]

Signature [Signature]

Name _____ Club _____

2nd Named Team _____

Signature [Signature]

Name [Signature] Club _____

Officials Report

Timekeeper: Yes No
 Time Clock: Yes No
 Green Card: Yes No
 Yellow Card: Yes No
 Red Card: Yes No
 Correct Starting Time: Yes No
 Correct Uniforms: Yes No
 Comments: _____

Condition Meeting: _____
 Signature: _____

1st Named Team Cleneg

2nd Named Team Brighton

LSA No.	No.	Initials	Surname (In Alphabetical Order)	Penal	Assist	Goals				Total	LSA No.	No.	Initials	Surname (In Alphabetical Order)	Penal	Assist	Goals				Total		
						1	2	3	4								1	2	3	4			
	3	T	Bartlett		1	1	1	1			3051	5	J	ELLIOTT									
	5	T	Buckley		1						2749	40	M	ELLIOTT									
	14	J	Dunn								3563	49	G	ELISS									
	6	D	Evans								3562	63	J	ELISS									
	13	A	Mceller								3050	2	M	FRAYNE							1		
	8	S	Mortimer								3298	51	S	KURTZER									
	10	B	Munn								3588	65	N	LOWE									
	15	J	Paynter								2870	61	T	PAIDEN									
	13	R	Paynter								1576	54	J	DANCE							11		
	4	S	Whitehead								87	58	R	SCUTHER							1		
	2	H	Munn								3432	17	J	THEIK							1		
											2277	37	J	TURTON							2		
											3012	11	A	WALTON							3		
						Totals								Totals									
						4	3	4	2	13							0	1	3	5	9		

Officials Report

Scorers
 1st Team: Yes No
 2nd Team: Yes No

Time Clock
 Yes No

Green Card
 Yes No

Yellow Card
 Yes No

Red Card
 Yes No

Correct Starting Time
 Yes No

Correct Uniforms
 1st Team: Yes No
 2nd Team: Yes No

Comments

Coaching Notes
 (Not intended for use by Referee)
 Name: _____
 Title: _____
 Club: _____
 Date: _____
 Signature: _____

Won by Cleneg

Signified Correct...

1st Named Team _____

2nd Named Team Brighton

White Copy to REGISTRAR Blue Copy to CLUB Yellow Copy to UMPIRES/REFEREES

Umpires/Referees

Signature _____
 Signature _____
 Signature _____

Score 13 to 9

Name _____ Club _____
 Name P. J. MacCallum Club _____
 Name _____ Club _____



1st Named Team Brighton

2nd Named Team Woodville

LSA No.	No.	Initials	Surname (In Alphabetical Order)	Penal	Assist	Goals				Total	LSA No.	No.	Initials	Surname (In Alphabetical Order)	Penal	Assist	Goals				Total	
						1	2	3	4								1	2	3	4		
3051	5	J	Elliott (4)						2		21	C	Bacaliso							1	1	2
2749	40	M	Elliott								16	L	Buchanan									2
3563	49	G	Elliss								36	D	Lanc								1	1
3562	63	J	Elliss								23	M	Gawin									
3050	2	M	Frayne (5)								29	T	Negerman									
3298	51	S	Kurtzer								1	J	Peña									
3548	65	N	Lowe								25	A	Quensier									
2870	61	T	Palden								24	L	Russack								1	1
1576	54	J	Rorre (2)						2		32	K	Vormeyer									
87	58	R	Scutter						1		13	K	Wheeler									
3432	17	J	Theris								38	J	Winstlet									
2271	37	J	Turton (1)						7		10	L	Wood							1	1	3
3012	11	A	Walkston (3)						3		28	S	Woodward									
											26	J	Woolford								1	1
						Totals											Totals					
Time Outs <input checked="" type="checkbox"/>						3	4	5	3	15	Time Outs						1	1	2	4	8	

Won by Brighton

Umpires/Referees

Score 15 to 8

Signified Correct...

Signature [Signature] Name _____ Club _____

Name _____ Club _____

1st Named Team Brighton

Signature [Signature] Name _____ Club _____

Name P.S. Recorder Club _____

2nd Named Team Woodville

Signature _____ Name _____ Club _____

Name _____ Club _____

Officials Report

Discipline
 In Team: Yes No
 Out Team: Yes No

Yellow Card
 In Team: Yes No
 Out Team: Yes No

Red Card
 In Team: Yes No
 Out Team: Yes No

Correct Starting Time
 In Team: Yes No
 Out Team: Yes No

Correct Unbroken
 In Team: Yes No
 Out Team: Yes No

Comments

Coaches Writing
 Most Impressive Player: _____
 Player to Watch: _____

Name: _____ Club: _____
 Signature: _____
 Name: _____ Club: _____



1st Named Team Burnside

2nd Named Team Woodville

LSA No.	No.	Initials	Surname (In Alphabetical Order)	Penal	Assist	Goals				Total	LSA No.	No.	Initials	Surname (In Alphabetical Order)	Penal	Assist	Goals				Total																											
						1	2	3	4								1	2	3	4																												
	3	K	Doddridge								21	C	BACALDO		1		1				3																											
	10	T	Graham								16	L	BUCHANAN																																			
	8	S	Hoff			11	5	11		4	36	D	LANC		1						1																											
	5	L	Hood								23	M	GAUVIN																																			
	41	T	Muysse								29	T	NEGERMAN																																			
	21	J	Otto	1							1	S	PENA	1																																		
	6	T	Pickering								25	A	QUENSIER							1	1																											
	22	M	Roberts	1							32	K	VORMEYER																																			
	15	R	Stewart								22	K	WHEELER		1					1	1																											
											38	J	WINSLET																																			
											13	D	WOOD																																			
											10	L	WOOD				11		11		6																											
											28	S	WOODWARD							10	3																											
											26	Z	WOOLFORD				11	1			3																											
						2											2																															
Time Outs										1	1	Totals										20	20	4	Time Outs										Totals										35	5	5	18

Officials Report

Scorers
1st Team Yes No
2nd Team Yes No

Time Clock
Yes No

Green Card
Yes No

Yellow Card
Yes No

Red Card
Yes No

Correct Starting Time
Yes No

Correct Uniforms
1st Team Yes No
2nd Team Yes No

Comments

Coaches' Voting
Most Valuable Player
(Senior & U17 Grades Only)

1. Name _____ Club _____ No. _____
2. Name _____ Club _____ No. _____
3. Name _____ Club _____ No. _____
(Both Coaches to sign)
Name _____ Club _____
Signature _____
Name _____ Club _____
Signature _____

Won by WOODVILLE
Signified Correct... [Signature]
1st Named Team [Signature]
2nd Named Team [Signature]

Umpires/Referees
Signature [Signature] Name M. Polden Club _____
Signature [Signature] Name M. SHEDDEN Club GLC

1st Named Team Woodville

2nd Named Team Burnside

LSA No.	No.	Initials	Surname (In Alphabetical Order)	Penal	Assist	Goals				Total	LSA No.	No.	Initials	Surname (In Alphabetical Order)	Penal	Assist	Goals				Total
						1	2	3	4								1	2	3	4	
	21	C	Bacalso		1	1	11			3		3	K	Doddridge							
	16	L	Buchanan		1							10	T	Graham							
	36	D	Lanc		1	1				1		8	S	Hoff			11		11		4
	23	M	Gauvin									5	L	Hood							
	29	T	Negerman									4	J	Mousse							
	1	J	Pena	1								2	J	Otto	1						
	25	A	Quensier.					1	1			6	T	Pickering							
	32	K	Vormelker									22	M	Roberts	1						
	22	K	Wheeler		1			1	1			15	R	Stewart.							
	38	J	Winslet																		
	10	L	Wood		1	11	11	11	11	6											
	28	S	Woodward						11	3											
	26	J	Woolford.		1	11	1			3											
						Totals 355518											Totals 20204				

Won by Woodville
 Signified Correct...
 1st Named Team KSRussach
 2nd Named Team [Signature]

Umpires/Referees
 Signature M. Polden Name [Signature] Club _____
 Signature M. Sheidow Name [Signature] Club UC
 Signature _____ Name _____ Club _____

Officials Report

Scorers
 Referee: Yes No
 Day Referee: Yes No

Time Clock
 Yes No

Green Card
 Yes No

Yellow Card
 Yes No

Red Card
 Yes No

Correct Starting Time
 Yes No

Correct Uniforms
 All Team: Yes No
 Opp Team: Yes No

Comments

Checklist: Noting
 (Checklist items: Referee, Day Referee, Time Clock, etc.)

Signature _____

1st Named Team Glenelg

2nd Named Team Brighton

LSA No.	No.	Initials	Surname (In Alphabetical Order)	Penal	Assist	Goals				Total	LSA No.	No.	Initials	Surname (In Alphabetical Order)	Penal	Assist	Goals				Total
						1	2	3	4								1	2	3	4	
	3	T	Bartlett	①	1	1	1	1	1	4		5	J	Elliott							
	5	T	Buckley									40	M	Elliott							
	14	J	Dunn	④	1					2		49	C	Elliss							
	6	D	Evans	②								63	J	Elliss							
	13	A	Moeller									2	M	Frayne		1					2
	8	S	Mortimer		1					3		51	S	Kurtzer							
	10	B	Munn			1				2		65	D	Lowe							
	2	H	Munn			1		1		2		21	D	Meredith							
	15	J	Paynter		1					1		61	T	Palden							
	18	R	Paynter	⑤		1		1		3		54	J	Rance							
	4	S	Whitehead	③		1		1		3		58	R	Scutter							
												17	J	Thiele						1	3
												37	J	Turton		1	1		1	1	5
												11	A	Wobston							1
						Totals											Totals				
						6	10	4	7	27							3 1 4 3 11				

Won by Glenelg

Umpires/Referees

Score 23 to 11

Signified Correct... BMA

Signature [Signature]

Name _____ Club _____

1st Named Team Bran

Signature [Signature]

Name B CARROLL Club BURNSIDE

2nd Named Team Bran

Signature _____

Name _____ Club _____

Officials Report

Referee: Yes No
 Timekeeper: Yes No
 Green Card: Yes No
 Yellow Card: Yes No
 Red Card: Yes No
 Correct Starting Time: Yes No
 Correct Uniforms: Yes No
 Controversy: _____
 Coaches Meeting: _____
 Blue Card: _____
 Yellow Card: _____
 Red Card: _____
 Signatures: _____
 Date: _____





1st Named Team Glenelg

2nd Named Team Sturt

LSA No.	No.	Initials	Surname (In Alphabetical Order)	Penal	Assist	Goals				Total	LSA No.	No.	Initials	Surname (In Alphabetical Order)	Penal	Assist	Goals				Total						
						1	2	3	4								1	2	3	4							
	3	T	Bartlett							10 3/4	6	2	L	MURPHY	1												
	5	T	Buckley							0		10	A	CAMERON													
	14	J	Dunn							5	5	12	D	EDDIS													
	6	D	Evans							4	+	15	E	QUINLIVAN													
	13	A	Moeller							0		1	J	HARRIS													
	8	S	Mortimer							2/1	2	4	T	FOWLER							1						
	10	B	Munn							4	4	8	L	HAWROCK	1	1					2						
	2	H	Munn							1	1	14	R	DISREGNANA													
	15	J	Paynter							2/1	2	6	X	HAN							2						
	18	R	Paynter							4	+	7	J	DREWYER													
	4	S	Whitehead							3/2	3	9	M	HAN													
												13	J	MCLEAN													
						Totals					7	7	9	12	35												
											Time Outs					1	1						Totals				
																2	3	0	0	5							

Won by Glenelg
 Signified Correct...
 1st Named Team Glenelg
 2nd Named Team Sturt

Umpires/Referees
 Signature [Signature] Name M. SHELDON Club GLC
 Signature [Signature] Name Mike Pollock Club Sturt
 Signature _____ Name _____ Club _____

Officials Report

Score: Yes No
 Time Clock: Yes No
 Green Card: Yes No
 Yellow Card: Yes No
 Red Card: Yes No
 Correct Starting Time: Yes No
 Correct Uniform: Yes No
 Comments: _____

Coach's Verdict: _____
 Referee's Verdict: _____
 Umpire's Verdict: _____

1st Named Team Woodville

2nd Named Team Brighton

LSA No.	No.	Initials	Surname (In Alphabetical Order)	Penal	Assist	Goals				Total	LSA No.	No.	Initials	Surname (In Alphabetical Order)	Penal	Assist	Goals				Total	
						1	2	3	4								1	2	3	4		
	21	C	Bacalso			1	1			2		62	R	Appleton								
	16	L	Buchanan									5	J	Elliot		1					1	
	36	D	Lanc									40	M	Elliot								
	23	M	Gauvin 4					1	1	2		49	G	Elliss				1			1	
	29	T	Negerman			1			1	2		63	J	Elliss								
	1	J	Pena 3			1				1		2	M	Frayne					1		1	
	25	A	Quensier 2									51	S	Kurtzer					1		1	
	24	L	Russack									65	N	Lowe								
	32	K	Vormelker									21	O	McNicol							1	
	22	K	wheeler									61	J	Polden		1					1	
	38	J	Winstlet									54	J	Rance							2	
	10	L	Wood									58	R	Scutter								
	28	S	Woodward	11								17	J	Theife								
	26	J	Woolford	1	1		1	1	1	5		37	J	Turton	11				1		1	
	13	L	Potter	1								11	A	Wallaston	1				1		1	
	41	K	Manning																			
	15	C	Ellis 3		1			1	1	2												
Time Outs											Time Outs											
				Totals	4	4	2	4	14						Totals	3	0	2	9			

Won by Woodville

Signified Correct..

1st Named Team KGR

2nd Named Team Julie Ellis

White Copy to REGISTRAR Blue Copy to CLUB Yellow Copy to UMPIRES/REFEREES

Umpires/Referees

Signature [Signature]

Signature [Signature]

Signature [Signature]

Score 14 to 9

Name M. Polden Club _____

Name _____ Club _____

Name _____ Club _____

Officials Report

Scorers
 1st Team: Yes No
 2nd Team: Yes No

Time Clock
 Yes No

Green Card
 Yes No

Yellow Card
 Yes No

Red Card
 Yes No

Correct Start/Time
 Yes No

Correct Uniforms
 1st Team: Yes No
 2nd Team: Yes No

Comments

Coaches Voting
 Woodville: Yes No
 Brighton: Yes No

1. Name _____
 2. Name _____
 3. Name _____
 4. Name _____
 5. Name _____
 6. Name _____
 7. Name _____
 8. Name _____



1st Named Team West Torrens

2nd Named Team Glenelg

LSA No.	No.	Initials	Surname (In Alphabetical Order)	Penal	Assist	Goals				Total	LSA No.	No.	Initials	Surname (In Alphabetical Order)	Penal	Assist	Goals				Total
						1	2	3	4								1	2	3	4	
	11	J	King								3	T	Bartlett				1	1	1		6
	14	R	Norris								5	T	Buckley								2
	6	J	Harley								14	J	Dunn				1	1	1		4
	8	H	Nisbet						1		6	D	Evans							1	2
	9	K	Agien								13	A	Moeller								1
	4	J	Cook								8	S	Mortimer								3
	10	K	Polonka								10	B	Munn								3
		L	Nash								2	H	Munn								3
	35	D	Rehallick						1		15	J	Paynter								1
	1	2	Yallop								18	R	Paynter								2
											4	S	Whitehead								4
/										/											
Time Outs <input checked="" type="checkbox"/>										Time Outs <input checked="" type="checkbox"/>											
Totals 0 1 0 1 2										Totals 10 6 11 6 33											

Won by Glenelg Umpires/Referees Score 33 to 2
 Signified Correct... Signature [Signature] Name Michael [Signature] Club _____
 1st Named Team [Signature] Signature [Signature] Name ARSTEW Club GCC
 2nd Named Team [Signature] Signature _____ Name _____ Club _____

Officials Report

Scoring
 1st Team: Yes No
 2nd Team: Yes No

Time Clock
 Yes No

Green Card
 Yes No

Yellow Card
 Yes No

Red Card
 Yes No

Correct Scoring Time
 Yes No

Correct Uniforms
 1st Team: Yes No
 2nd Team: Yes No

Comments

Checked by _____
 Date: _____

1st Named Team

BURNSIDE

2nd Named Team

EAST BURNS

LSA No.	No.	Initials	Surname (In Alphabetical Order)	Penal	Assist	Goals				Total	LSA No.	No.	Initials	Surname (In Alphabetical Order)	Penal	Assist	Goals				Total
						1	2	3	4								1	2	3	4	
	5	L	HOOD							3											
	10	T	HOOD GRAMAM						1	2											
	41	T	MUSSE					1		4											
	21	S	OTTO																		
	22	M	ROBERTS		1					2											
	3	K	DODDRIDGE						1	3											
	15	R	STEWART																		
	8	S	HOFF		1				1	3											
Totals						6	2	3	6	17	Totals						1	2	1	1	5

Officials Report

Scoring

1st Team: Yes No
2nd Team: Yes No

Time Clock

Yes No

Ground Care

Yes No

Yellow Card

Yes No

Red Card

Yes No

Correct Scoring

Yes No

Correct Starting

Yes No

Comments

Catching/Throwing

Red/Violable: Yes No
Safe: Yes No

Won by BURNSIDE

Signified Correct. Flower

1st Named Team Flower

2nd Named Team Flower

White Copy to REGISTRAR Blue Copy to CLUB Yellow Copy to UMPIRES/REFEREES

Umpires/Referee

Signature [Signature]
Signature _____
Signature _____

Time Outs 1

Score 17 to 5

Name JOSEPH Club SLC

Name _____ Club _____

Name _____ Club _____

1st Named Team ETP

2nd Named Team BURNSIDE

LSA No.	No.	Initials	Surname (In Alphabetical Order)	Penal	Assist	Goals				Total	LSA No.	No.	Initials	Surname (In Alphabetical Order)	Penal	Assist	Goals				Total
						1	2	3	4								1	2	3	4	
	12	J	ALBANESI			1	1			2		5	L	HOOD			1	1			2
	11	S	BING (4)							1		10	T	GRAHAM							1
	9	D	BIGGOLIN (5)									4	T	MUSSE							4
	8	B	CHEUNG (3)							2		21	J	OTTO							
	10	W	FELLER (2)									22	S	ROBERTS							2
	5	B	JONAS									3	K	DODRIDGE							1
	6	J	MOON									15	R	STEWART							
	23	J	PIZZINO									8	S	HOFF							
	13	T	REFARDT																		
	3	J	SLACK (1)																		
	14	B	YORSTON																		
	7	M	YORSTON																		
	1	C	WRIGHT-SMITH																		
Time Outs						Totals					Time Outs						Totals				
						1 2 1 1 5					1						6 2 3 6 17				

Won by BURNSIDE

Signified Correct

1st Named Team ETP

2nd Named Team BURNSIDE

White Copy to REGISTRAR Blue Copy to CLUB Yellow Copy to UMPIRES/REFEREES

Umpires/Referees

Signature _____
Signature _____
Signature _____

Score 17 to 5

Name _____ Club _____
Name _____ Club _____
Name _____ Club _____

Officials Report

Secretary
 Present Absent
 Present Absent

Time Clock
 Present Absent

Green Card
 Present Absent

Yellow Card
 Present Absent

Red Card
 Present Absent

Correct Starting Time
 Yes No

Correct Discretion
 Present Absent
 Present Absent

Comments

Coaches Voting
 Present Absent
 Present Absent

1st Named Team Sturt

2nd Named Team Brighton

LSA No.	No.	Initials	Surname (In Alphabetical Order)	Penal	Assist	Goals				Total	LSA No.	No.	Initials	Surname (In Alphabetical Order)	Penal	Assist	Goals				Total										
						1	2	3	4								1	2	3	4											
62	62	A	Manderson							3444	62	R	Appleton																		
	13	J	McLean							1564	22	C	Burke																		
	2	L	Morely							3051	5	J	Elliot								3/1										
	9	M	Han							2749	40	M	Elliot																		
	7	J	Drewar							3563	49	J	Elliss								1/1										
	8	L	Hancock						5/0	3562	63	J	Elliss																		
	12	A	Cameron							3050	2	M	Frayne								4/1										
	15	E	Quinlivan							3298	51	S	Kurtzer																		
	10	D	Ellis							3543	65	N	Lowe								1/0										
	14	R	Abregana							1521	0	McNicol																			
	1	J	Harris							2870	61	T	Polden								0/1										
	6	X	Han						1/0	1576	54	J	Rance								1/0										
	4	I	Fowler						1/0	87	53	R	Scutter								3/0										
										3432	17	J	Theile								2/2										
										2277	37	J	Turton								3/0										
										3012	11	A	Wollaston								1/0										
						Totals				2	2	1	2	7							Totals						5	4	3	6	18

Won by Brighton
 Signified Correct...
 1st Named Team Sturt
 2nd Named Team Brighton Orange

Umpires/Referees
 Signature [Signature] Name Janie Elliott Club Brighton
 Signature [Signature] Name Mila Fowler Club Sturt

Officials Report

Secretary: Yes No

Time Clock: Yes No

Green Card: Yes No

Yellow Card: Yes No

Red Card: Yes No

Correct Starting Time: Yes No

Correct Uniform: Yes No

Comments:

Coach's Voting: Yes No

Other Notes:

Player's Name: _____

Player's Number: _____

Player's Position: _____

Player's Club: _____

Player's Grade: _____

Player's Age: _____

Player's Sex: _____

Player's Signature: _____



1st Named Team Woodville

2nd Named Team Burnside

LSA No.	No.	Initials	Surname (In Alphabetical Order)	Penal	Assist	Goals				Total	LSA No.	No.	Initials	Surname (In Alphabetical Order)	Penal	Assist	Goals				Total		
						1	2	3	4								1	2	3	4			
	21	C	Bacalso	1			1	1	2		3	K	Daddridge				1	1		2			
	16	L	Buchanan 4				1	1	3		10	T	Graham							-			
	36	D	Lanc	1	1		1		1		8	S	Hoff		1	1				1			
	23	M	Gauvin						-		5	L	Hood			1	1	1	1	4			
	29	T	Negerman	1	1		1	1	2		41	T	Musse							-			
	1	J	Pena		1				-		21	J	Otto	1						-			
	25	A	Quensier 2						-		9	T	Pickering							-			
	24	L	Russack		1			1	1		22	M	Roberts				1			1			
	32	K	Vormelker				1		1		15	R	Stewart										
	22	K	wheeler 5			1	1	1	3														
	38	J	Winstlet						-														
	10	L	Wood				1		1														
	28	S	Woodward 3				1	1	3														
	26	J	Woolford 1		1		1	1	4														
			Knocked in					1	1														
						Totals	3	5	6	8	22							Totals	2	3	2	1	8
Time Outs												Time Outs						1	1				

Won by Woodville Umpires/Referees [Signature] Score 22 to 8
 Signified Correct... Signature [Signature] Name _____ Club _____
 1st Named Team [Signature] Signature _____ Name _____ Club _____
 2nd Named Team [Signature] Signature _____ Name _____ Club _____

Officials Report

Booked: Yes No
 Referee: Yes No
 Linesman: Yes No
 Green Card: Yes No
 Yellow Card: Yes No
 Red Card: Yes No
 Correct Starting Time: Yes No
 Correct Uniforms: Yes No
 Comments: _____
 Coach's Writing: _____
 Name: _____
 Club: _____
 Position: _____

1st Named Team GLENELG

2nd Named Team ETP

LSA No.	No.	Initials	Surname (In Alphabetical Order)	Penal	Assist	Goals				Total	LSA No.	No.	Initials	Surname (In Alphabetical Order)	Penal	Assist	Goals				Total							
						1	2	3	4								1	2	3	4								
	3	T	BARTLETT							5		12	J	ALBANES							2							
	5	T	BUCKLEY							2		11	S	BING														
	14	J	DUNN							4		9	D	BIGGILON														
	6	D	EVANS							1		8	B	CHEUNG							1							
	13	A	MOELLER							1		10	W	FELLER														
	8	S	MORTIMER							1		5	B	JONAS														
	10	B	MUNN							1		6	J	MOON														
	2	H	MUNN							5			J	PIZZINO														
	15	J	PAYNTER							5		13	T	REFARDT														
	12	R	PAYNTER							2		3	J	SLACK														
	4	S	WHITEHEAD							5		14	B	MORSTON														
												7	M	MORSTON														
												1	C	WRIGHT-SMITH														
						Totals				6	7	11	9	33							Totals				10	1	0	3

Officials Report

Scorers
1st Team Yes No
2nd Team Yes No

Time Clock
Yes No

Green Card
Yes No

Yellow Card
Yes No

Red Card
Yes No

Correct Starting Time
Yes No

Correct Uniforms
1st Team Yes No
2nd Team Yes No

Comments

Coaches' Voting
Most Valuable Player
(Senior & U17 Grades Only)

1. Name.....
Club.....No.....

2. Name.....
Club.....No.....

3. Name.....
Club.....No.....

(Both Coaches to sign)
Name.....Club.....
Signature.....
Name.....Club.....
Signature.....

Won by _____ Umpires/Referees _____ Score 33 to 3

Signified Correct... Signature _____ Name M. SHEDDEN Club GLC

1st Named Team _____ Signature _____ Name _____ Club _____

2nd Named Team _____ Signature _____ Name _____ Club _____

1st Named Team Glenelg

2nd Named Team ETP

LSA No.	No.	Initials	Surname (In Alphabetical Order)	Penal	Assist	Goals				Total	LSA No.	No.	Initials	Surname (In Alphabetical Order)	Penal	Assist	Goals				Total
						1	2	3	4								1	2	3	4	
	3	T	Bartlett				1			5/3		2	J	albanesi							1/1
	5	T	Buckley				1	1	1	3		11	S	Bing							
	14	J	Dunn				1	1	1	4/2		9	D	Biggilan							
	6	D	Evans						1	1/2		8	B	Chang							1
	13	A	Moeller						1	1/1		10	W	Teller							
	8	S	Mortimer					1		1		5	B	Jonas							
	10	B	Munn					1	1	2		6	J	moon							
	2	H	Munn				1	1	1	4/1			J	Pizzino							
	15	J	Paynter				1	1	1	5/1		13	T	Refordt							
	12	R	Paynter					1	1	2		3	J	Stark							1
	4	S	Whitehead				1	1	1	5/1		14	B	Yorston							
												7	M	Yorston							
												1	C	Wright-Smith							
						Totals 6 7 11 9 33										Totals 1 0 1 1 3					

Won by Glenelg Umpires/Referees M. SHEDOW Score 33 to 3
 Signified Correct... Signature _____ Name _____ Club GLC
 1st Named Team Bartlett Signature _____ Name _____ Club _____
 2nd Named Team ETP Signature _____ Name _____ Club _____

Officials Report

Scoring
 1st Team: Yes No
 2nd Team: Yes No

Time Clock
 Yes No

Green Card
 Yes No

Yellow Card
 Yes No

Red Card
 Yes No

Correct Starting Time
 Yes No

Correct Whistles
 1st Team: Yes No
 2nd Team: Yes No

Comments

Competition Voting
 Start: _____
 End: _____

Name: _____
 Club: _____
 1. Name: _____
 Club: _____
 2. Name: _____
 Club: _____
 3. Name: _____
 Club: _____
 4. Name: _____
 Club: _____
 5. Name: _____
 Club: _____
 6. Name: _____
 Club: _____
 7. Name: _____
 Club: _____
 8. Name: _____
 Club: _____
 9. Name: _____
 Club: _____
 10. Name: _____
 Club: _____



1st Named Team East Torrens

2nd Named Team West Torrens

LSA No.	No.	Initials	Surname (In Alphabetical Order)	Penal	Assist	Goals				Total	LSA No.	No.	Initials	Surname (In Alphabetical Order)	Penal	Assist	Goals				Total								
						1	2	3	4								1	2	3	4									
	12	J	ALBANESE							6		11	J	King							8								
	11	S	BING							4		14	R	Norris															
	9	D	RIGGOLIN										J	Harley															
			CITEGONG										8	H	Nisbet						4								
	10	W	FELLER							1		9	K	Ajzen															
	5	B	JONAS							2		4	J	Cook															
			S									10	K	Polanka															
	2	J	PIZZINO											L	Nasis														
	13	T	REHARDT							2		7	D	Retallick							6								
	3	J	SLACK																										
		B	YORSTON																										
	7	M	YORSTON							3																			
	1	C	WRIGHT-SMITH																										
						Totals				2	5	6	5	18							Totals				4	6	5	3	18

Officials Report

Scorers
1st Team Yes No
2nd Team Yes No

Time Clock
Yes No

Green Card
Yes No

Yellow Card
Yes No

Red Card
Yes No

Correct Starting Time
Yes No

Correct Uniforms
1st Team Yes No
2nd Team Yes No

Comments

Coaches' Voting
Most Valuable Player
(Senior & U17 Grades Only)

1. Name.....
Club.....No.....

2. Name.....
Club.....No.....

3. Name.....
Club.....No.....

(Both Coaches to sign)
Name.....Club.....
Signature.....
Name.....Club.....
Signature.....

Won by Draw Umpires/Referees Score 18 to 18
 Signified Correct Signature [Signature] Name Mick... Club WTLC
 1st Named Team [Signature] Signature [Signature] Name TREVOR POLAND Club ETP
 2nd Named Team [Signature] Signature _____ Name _____ Club _____

1st Named Team EAST TORRENS PAYNEHAM

2nd Named Team WEST TORRENS

LSA No.	No.	Initials	Surname (In Alphabetical Order)	Penal	Assist	Goals				Total	LSA No.	No.	Initials	Surname (In Alphabetical Order)	Penal	Assist	Goals				Total
						1	2	3	4								1	2	3	4	
	12	J	ALBANESI (2)			1	1	1	1	6		11	J	KING			1	1	1	1	8
	11	S	BING				1	1	1	4		14	R	NORRIS							
	9	D	BIGGOLIN									8	H	NISBET			1	1	1	1	4
		B	CHEUNG									4	J	COOK							
	10	W	FELLER (3)							1		10	K	POLOMKA							
	5	B	JONAS (1)							2			L	NASH							
		J	MOON									7	D	RETTALIC			1	1	1	1	6
	2	J	PIZZINO																		
	13	T	REFFORDT (4)				1	1		2											
	3	J	SLACK																		
	14	B	MORSTON (5)																		
	7	M	MORSTON							3											
	1	C	WRIGHT-SMITH																		
Time Outs						Totals					Time Outs						Totals				
						2 3 6 5 18											4 6 5 3 18				

Won by _____
 Signified Correct...
 1st Named Team ETP
 2nd Named Team ETP
 White Copy to REGISTRAR Blue Copy to CLUB Yellow Copy to UMPIRES/REFEREES

Umpires/Referees
 Signature _____ Name _____
 Signature _____ Name TREVOR BLAND Club _____
 Signature _____ Name _____ Club ETP

Score 18 to 18

Officials Report

Scoring
 1st Team: _____ 2nd Team: _____
 Total: _____

Time Clock
 1st Team: _____ 2nd Team: _____

Game Card
 1st Team: _____ 2nd Team: _____

Referee Card
 1st Team: _____ 2nd Team: _____

Comms Scoring Time
 1st Team: _____ 2nd Team: _____

General Comments
 1st Team: _____ 2nd Team: _____

Comments

Collecting Money
 1st Team: _____ 2nd Team: _____

1st Named Team Burnside 2nd Named Team Brighton

LSA No.	No.	Initials	Surname (In Alphabetical Order)	Penal	Assist	Goals				Total	LSA No.	No.	Initials	Surname (In Alphabetical Order)	Penal	Assist	Goals				Total
						1	2	3	4								1	2	3	4	
7	3	K	Doddridge		11	1	1			2	62	R	APPLETON								
	10	T	Graham								22	C	BRUCE								
	8	S	Hoff		11	1	1			2	5	J	ELLIOTT								
	5	L	Hood			11				2	40	M	ELLIOTT								
	41	T	Muusse		11	1	1			2	49	G	ELISS								
	21	J	Otto				11			2	63	J	ELISS								
	9	T	Pickering								2	M	FRATNE								1
	22	M	Roberts								51	J	KURTZER	1							
	15	R	Stewart								65	N	LOWE								
	24	J	BRAGG								21	D	M. NICOL								
	2	G	ELIS								61	T	POWEN								
											54	J	RANCE	1	11		1	1	1	1	5
											52	R	SCUTTER		1						
											17	J	THALE				1	1	1	1	4
											37	J	TURTON			11					2
											11	A	WOLLASTON	11	1	1	1	1	1	1	6
										Totals 2 3 4 1 10											
Time Outs										Time Outs											
										Totals 4 5 4 5 17											

Foot Get

Officials Report

Scorers
 1st Team: Yes No
 2nd Team: Yes No

Time Clock
 Yes No

Green Card
 Yes No

Yellow Card
 Yes No

Red Card
 Yes No

Correct Spelling Form
 Yes No

Contact Uniform
 1st Team: Yes No
 2nd Team: Yes No

Comments

Couchee Making
 1st Team: Yes No
 2nd Team: Yes No

Won by BRIGHTON Umpires/Referees Score 18 to 10

Signified Correct... Signature [Signature] Name _____ Club _____

1st Named Team Burnside Signature [Signature] Name _____ Club _____

2nd Named Team Brighton Signature [Signature] Name _____ Club _____

1st Named Team Brighton

2nd Named Team Burnside

LSA No.	No.	Initials	Surname (In Alphabetical Order)	Penal	Assist	Goals				Total	LSA No.	No.	Initials	Surname (In Alphabetical Order)	Penal	Assist	Goals				Total				
						1	2	3	4								1	2	3	4					
3444	62	R	Appleton	4								3	K	Doddridge							2/2				
1564	22	E	Burke									5	S	Hoff							2/7				
3051	5	J	Elliot									25	L	Hard							2/0				
2749	40	M	Elliot									x16	T	Graham											
3563	49	G	ELLISS	G.ELLISS								41	T	muse							2/0				
3562	63	J	Elliss									21	J	otto							2/0				
3050	2	M	Frayne						1/0			x9	T	Pickering											
3298	51	S	Kurtzer									22	M	Roberts											
3543	65	N	Lowe									15	R	Stewart											
	21	O	McNicol									24	J	Bragg											
2870	61	T	Palden									22	G	ELLISS (Bgn)											
1576	54	J	Rarre	2				III	5/1			22	J	ELLISS (Bgn)											
387	58	R	Scutter																						
3432	17	J	Theile	3				IIII	4/0																
2217	31	J	Turton	5					2/0																
302	11	A	Wollaston	1					6/1																
scratch match Burnside for Aet																									
				Totals				4	5	4	5	18	Time Outs				Totals				2	3	4	1	10

Won by Brighton by forfeit
 Signified Correct...
 1st Named Team Brighton
 2nd Named Team Burnside

Umpires/Referees
 Signature [Signature] Name _____ Club _____
 Signature [Signature] Name _____ Club _____
 Signature [Signature] Name _____ Club _____

Score 18 to 10

Officials Report

Referee: Yes No
 Time Clock: Yes No
 Ground Cond: Yes No
 Yellow Card: Yes No
 Red Card: Yes No
 Correct Starting Time: Yes No
 Correct Equipment: Yes No
 Comments: _____
 Corrected: Yes No
 Name: _____
 Club: _____

1st Named Team woodville

2nd Named Team Glenelg

LSA No.	No.	Initials	Surname (In Alphabetical Order)	Penal	Assist	Goals				Total	LSA No.	No.	Initials	Surname (In Alphabetical Order)	Penal	Assist	Goals				Total							
						1	2	3	4								1	2	3	4								
	21	C	Bacalzo									(5)	T	Buxley														
	16	L	Buchanan									14	J	Dunn								1						
	36	D	Lanc.									6	D	Evans								1						
	23	M	Gauvin									8	S	Mortimer								1						
	29	T	Negerman						1	1		10	B	Munn		1						1 1/2						
	1	J	Pena									2	H	Munn								2						
	25	2	Quensie									15	J	Paynter								1						
	24	L	Russart									12	R	Paynter								3						
	32	K	Vormelker						1	1		13	A	Moeller														
	5	R	Wallis				1	1	1	4		4	S	Whitehead			1	1	1			6						
	22	K	Wheeler																									
	38	J	Winstet		1					1												1						
	10	L	Wood					1	1	3																		
	28	S	Woodward																									
	26	J	Woodford																									
						Totals				12	2	4	9							Totals				5	2	3	1	11

Won by Glenelg
 Signified Correct...
 1st Named Team 1
 2nd Named Team 2

Umpires/Referees
 Signature [Signature] Name _____ Club _____
 Signature [Signature] Name M. SHELDON Club GLC
 Signature _____ Name _____ Club _____

Officials Report

Score: 11 to 9

Time Check: Yes No

Green Card: Yes No

Yellow Card: Yes No

Red Card: Yes No

Correct Starting Time: Yes No

Correct Uniforms: Yes No

Comments:

Weather: Wind _____ Rain _____

Referee: _____

Umpire: _____

Club: _____

Date: _____

Time: _____

Signature: _____

1st Named Team Woodville

2nd Named Team Glenelg

LSA No.	No.	Initials	Surname (In Alphabetical Order)	Penal	Assist	Goals				Total	LSA No.	No.	Initials	Surname (In Alphabetical Order)	Penal	Assist	Goals				Total								
						1	2	3	4								1	2	3	4									
	21	C	Bacalso								5	T	Buckley																
	16	L	Buchanan								14	J	Dunn							1	1								
	36	D	Lanc								6	D	Evans																
	23	M	Gauvin								8	S	Mortimer		1						1								
	29	T	Negerman					1	1		10	B	Munn	1			1				1								
	1	J	Pena								2	H	Munn			11					2								
	25	A	Quensier 34								15	J	Paynter																
	24	L	Russack								12	R	Paynter																
	32	K	Vormelker					1	1		13	A	Moeller																
	5	R	Wallis 1		1	11	1		4		4	S	Whitehead			11	11	11			6								
	22	K	Wheeler																										
	38	J	Winslet 5	1																									
	13	D	Wood																										
	10	L	Wood 2				1	11	3																				
	28	S	Wood ward 31																										
	26	J	Woolford																										
						Totals				1	2	2	4	9							Totals				5	2	3	1	11

Won by Glenelg Umpires/Referees Score 11 to 9
 Signified Correct... Signature [Signature] Name _____ Club _____
 1st Named Team KBR Signature [Signature] Name MISHKIDAW Club GLC
 2nd Named Team RSTW Signature _____ Name _____ Club _____

Officials Report

Referee: _____
 Time Clock: _____
 Silver Card: _____
 Yellow Card: _____
 Head Card: _____
 Coach's Starting Time: _____
 Correct Programme: _____
 Coach's Name: _____
 Club: _____
 Signature: _____



1st Named Team Glenelg

2nd Named Team Brighton

LSA No.	No.	Initials	Surname (In Alphabetical Order)	Penal	Assist	Goals				Total	LSA No.	No.	Initials	Surname (In Alphabetical Order)	Penal	Assist	Goals				Total											
						1	2	3	4								1	2	3	4												
	3	T	Bartlett							3444	62	B	Appleton																			
	5	T	Buckley							1564	22	C	Burke																			
	14	J	Dunn					"	2/1	3051	5	J	Elliott																			
	6	D	Evans					"	1/0	2749	40	M	Elliott	1																		
	15	B	Kramenberg							3563	49	G	Elliss																			
8	8	S	Mortimer					"	2/0	3562	63	J	Elliss																			
	10	B	Munn					"	3/0	3080	2	M	Frayne	3																		
	16	H	Munn					"	4/0	3298	51	S	Kurtzer																			
	4	S	Whitehead					"	4/0	3543	65	N	Lawe																			
	15	J	Paynter								21	O	McNicol																			
	12	R	Paynter						1/0	2870	61	T	Polder	2																		
	13	A	moeller							1576	54	J	Rance																			
										87	58	R	Scutter																			
										3472	17	J	Thiele								1/0											
										227	37	J	Turton	5							" 3/0											
										3012	11	A	Wallaston	4																		
			Knocked in						4												1/0											
Time Outs						3	Totals					5	4	4	5	18	Time Outs						Totals					0	0	1	3	4

Won by Glenelg
 Signified Correct...
 1st Named Team Glenelg
 2nd Named Team Brighton

Umpires/Referees
 Signature [Signature]
 Signature [Signature]
 Signature [Signature]

Score 18 to 4
 Name M. Polder Club Btr
 Name J. Killen Club
 Name _____ Club _____

Officials Report

Referee: Yes No
 Timekeeper: Yes No
 Scorekeeper: Yes No
 Grounds: Yes No
 Correct Starting Time: Yes No
 Correct Uniforms: Yes No
 Comments:
 Grounds: Yes No
 Timekeeper: Yes No
 Scorekeeper: Yes No
 Grounds: Yes No
 Correct Starting Time: Yes No
 Correct Uniforms: Yes No
 Comments:



1st Named Team WOODVILLE

2nd Named Team ETP

LSA No.	No.	Initials	Surname (In Alphabetical Order)	Penal	Assist	Goals				Total	LSA No.	No.	Initials	Surname (In Alphabetical Order)	Penal	Assist	Goals				Total
						1	2	3	4								1	2	3	4	
	32	K	VARHEIKER						1		12	J	ALBANESI							4	
	29	T	NEGERMAN								11	S	BING							5	2
	25	A	QUENSIER						1		8	B	CHUENG								
	24	K	RUSSACK						1		4	D	COADE								
	21	C	BACALSO						2		5	B	JONAS							3	
	10	L	WOOD						3		6	J	MOON							2	
	28	S	WOODWARD						2		2	J	PIZZINO								
	23	M	GAUEN						2		13	T	REHARDT								
	16	L	BUCHANAN						2		14	B	YORSTON							1	
	26	J	WOODFORD						1		7	M	YORSTON								
	36	D	LANC						3		12	C	WRIGHTSMITH								
	22	K	WHEELER						1		3	J	SLACK								
	38	J	WINSLET																		
			Knocked in						1												
						Totals 73640											Totals 02002				

Won by WOODVILLE

Signified Correct

1st Named Team

2nd Named Team

Umpires/Referees

Signature

Signature

Signature

Score 20 to 2

Name

Name

Name

Club

Club ETP

Club

Officials Report

Score

Net Team: Yes No

Pen Team: Yes No

Time Clock: Yes No

Green Card: Yes No

Yellow Card: Yes No

Red Card: Yes No

Correct Starting Time: Yes No

Correct Unsportsmanlike: Yes No

Comments

Coach's Notes

Time: _____

Club: _____

Signature: _____



Report from

Glenelg

Club

Date

21/6

Round

Grade

U13

WARRIWOOD

1st Named Team

North Adelaide

2nd Named Team

Glenelg

LSA No.	No.	Initials	Surname (In Alphabetical Order)	Penal	Assist	Goals				Total	LSA No.	No.	Initials	Surname (In Alphabetical Order)	Penal	Assist	Goals				Total	
						1	2	3	4								1	2	3	4		
	13	D	Oak								5	T	Buckley									
	3	N	Langensberg								14	J	Dunn	(3)								2/3
	11	S	Nuske								6	D	Evans	(3)								3/1
	16	N	Carmody								18	S	Mortimer									3/1
	0	m	Oak								10	B	Munn	(4)								4/2
	4	J	Castell								16	H	Munn	(1)								7
	14	D	Vaile								15	J	Paynter									3/1
	5	B	Ryce								12	R	Paynter	(5)								2
											4	S	Whitehead	(2)								5/4
											13	A	Moeller									
													knocked in									
						Totals				0000							Totals				868830	

Officials Report

Score: 30 to 0

Umpires/Referees

Signature: [Signature] Name: James Miller Club: G.I.C.

Signature: [Signature] Name: Ryan [Name] Club: N.A.

Comments:

Collection: []

Blue Copy to REGISTRAR Blue Copy to CLUB Yellow Copy to UMPIRES/REFEREES

Won by Glenelg

Signified Correct...

1st Named Team

[Signature]

2nd Named Team

[Signature]

Umpires/Referees

Signature

[Signature]

Signature

[Signature]

Score

30

to

0

Name

James Miller

Club

G.I.C.

Name

Ryan [Name]

Club

N.A.

1st Named Team BURNSIDE

2nd Named Team STURT

LSA No.	No.	Initials	Surname (In Alphabetical Order)	Penal	Assist	Goals				Total	LSA No.	No.	Initials	Surname (In Alphabetical Order)	Penal	Assist	Goals				Total																		
						1	2	3	4								1	2	3	4																			
	3	K	RODRIDGE								5	L	MORLEY																										
	10	T	GRANAM			1			1	2	15	N	ETTRIDGE																										
	8	S	HOPE		III	II	I		II	5	13	A	CAMERON																										
	5	L	HOOD			II			I	3	3	D	ELLIS																										
	41	T	MUUSSE		III						2	E	QUINLIVAN																										
	21	J	OTTO								1	J	HARRIS																										
	9	T	PICKERING		II		II		I	3	4	I	FOWLER				I				1																		
	22	M	ROBERTS				I			1	8	L	HANCOCK				II				2																		
	15	R	STEWART								11	R	ABREGANA																										
											6	X	HAN		I					I																			
											7	J	DREWER																										
											9	M	HAN																										
											12	J	MCLEAN																										
											10	J	HACKETT				I				1																		
										Totals 3 5 1 5 14																				Totals 1 1 2 1 5									

Won by BURNSIDE
 Signified Correct...
 1st Named Team _____
 2nd Named Team _____

Umpires/Referees
 Signature _____ Name _____ Club _____
 Signature _____ Name _____ Club _____
 Signature _____ Name _____ Club _____

Score 14 to 5

Officials Report

Scorers
 1st Team: Yes No
 2nd Team: Yes No

Time Clocks
 Yes No

Green Card
 Yes No

Yellow Card
 Yes No

Red Card
 Yes No

Correct Starting Form
 Yes No

Correct Uniforms
 1st Team: Yes No
 2nd Team: Yes No

Comments

Coaches Voting
 1st Team: Yes No
 2nd Team: Yes No



1st Named Team North Adelaide

2nd Named Team West Torrens

LSA No.	No.	Initials	Surname (In Alphabetical Order)	Penal	Assist	Goals				Total	LSA No.	No.	Initials	Surname (In Alphabetical Order)	Penal	Assist	Goals				Total
						1	2	3	4								1	2	3	4	
	14	D	Vaile						1	1		11	J	King		4	1	1	1	1	9
	4	J	Gaskell										6	J	Harley		1	1	1	1	10
	11	N	Bol										8	H	Nisbet		1	1	1	1	10
	13	D	Gak										4	J	Cook				1		1
	3	N	Carmadi										9	K							
	0	S	Neskie	1										K							
	14	M	Gak										10	L	Nash		3	1			2
		N	Langenberg										7	D	Retalick		1	1	1	1	6
Time Outs						Totals				Time Outs						Totals					

Officials Report

Score
1st Team: 11, 2nd Team: 10

Time Clock
1st Team: 10, 2nd Team: 10

Green Card
1st Team: 1, 2nd Team: 1

Yellow Card
1st Team: 0, 2nd Team: 0

Red Card
1st Team: 0, 2nd Team: 0

Correct Starting Time
Yes [] No []

Correct Uniforms
1st Team: Yes [] No []
2nd Team: Yes [] No []

Comments

Coaches Meeting
1st Team: Yes [] No []
2nd Team: Yes [] No []

Signatures:
 Club: _____
 Referee: _____
 Umpire: _____
 Club: _____
 Referee: _____
 Umpire: _____

Won by _____ Umpires/Referees Score 33 to 1

Signified Correct... Signature Michael Nisbet Name Michael Nisbet Club WTTC

1st Named Team Signature _____ Name _____ Club _____

2nd Named Team Signature _____ Name _____ Club _____

1st Named Team Burnside

2nd Named Team Glenelg

LSA No.	No.	Initials	Surname (In Alphabetical Order)	Penal	Assist	Goals				Total	LSA No.	No.	Initials	Surname (In Alphabetical Order)	Penal	Assist	Goals				Total										
						1	2	3	4								1	2	3	4											
	3	K	Dodgidge								5	T	Buckley							1	1										
	10	T	Graham								14	J	Dunn (2)		1					1	2/1										
	5	L	Hodd			1	1	11	4		6	D	Evans (5)																		
	41	T	Mussie								8	B	Formato																		
	21	J	Otto								15	B	Kraenborg																		
	9	T	Pickering								8	S	Mortimer		11	1	1				2/3										
	22	M	Roberts								10	B	Munn (4)		1		111	1			4/1										
	15	R	Stewart								16	H	Munn							1	1										
	8	S	Hoff		11				1/2		4	S	Whitehead (3)		11	111					3/2										
											3	J	Paynter (1)																		
											9	R	Paynter (5)		1						1/1										
											13	A	Maeller							1	1										
						Totals				0	1	2	2	5							Totals						4	4	3	3	14

Won by Alenely
 Signified Correct... [Signature]
 1st Named Team [Signature]
 2nd Named Team [Signature]

Umpires/Referees
 Signature _____ Name _____ Club _____
 Signature _____ Name _____ Club _____
 Signature _____ Name _____ Club _____

Score 14 to 5

Officials Report

Secretary
 1st Team: Yes No
 2nd Team: Yes No

Time Clock
 Yes No

Green Card
 Yes No

Yellow Card
 Yes No

Red Card
 Yes No

Correct Starting Times
 Yes No

Correct Lineouts
 Yes No

Comments

Approved Working
 (Name of Umpire/Referee)

Name _____
 Club _____
 Date _____
 Signature _____

1st Named Team WOODVILLE

2nd Named Team STURT

LSA No.	No.	Initials	Surname (In Alphabetical Order)	Penal	Assist	Goals				Total	LSA No.	No.	Initials	Surname (In Alphabetical Order)	Penal	Assist	Goals				Total		
						1	2	3	4								1	2	3	4			
	32	K	Vormelker 3		11	I					15	L	Morley										
	29	T	Negerman 4		1	I		11			4	N	Ettridge										
	25	A	Quensier 4					I			11	A	Cameron										
	24	L	Russack								3	D	Ellis										
	21	C	Bacalso 2								10	E	Quinlian					I					
	10	L	Wood								1	J	Harris										
	28	S	Woodward					I	11		5	I	Fowler										
	23	M	Gauvin								-												
	16	L	Buchanan					I			-												
	26	J	Woolford T					I			8	L	Hancock					I					
	36	D	Lanc 4						11		-												
	22	K	Wheeler 1			1111					6	X	Han					T					
											7	J	Drewer										
											9	M	Han										
											14	J	Maclean										
											12	R	Abregana										
Time Outs						Totals 5 5 4 3 17						Time Outs						Totals 0 1 0 0 1					

Won by WOODVILLE

Signified Correct...
1st Named Team R. Russack

2nd Named Team _____

Umpires/Referees

Signature [Signature]
Signature [Signature]
Signature _____

Score 17 to 1

Name _____ Club _____
Name Mike Forbes Club Sturt
Name _____ Club _____

Officials Report

Scorers
1st Team: Yes No
2nd Team: Yes No

Player Checks
Yes No

Green Card
Yes No

Yellow Card
Yes No


Red Card
Yes No

Correct Reporting Time
Yes No

Correct Uniforms
1st Team: Yes No
2nd Team: Yes No

Comments

Coach's Writing
Name: _____
Signature: _____



1st Named Team

2nd Named Team

LSA No.	No.	Initials	Surname (In Alphabetical Order)	Penal	Assist	Goals				Total	LSA No.	No.	Initials	Surname (In Alphabetical Order)	Penal	Assist	Goals				Total																	
						1	2	3	4								1	2	3	4																		
	12	J	ALBANESI					11					14	J	VALE			1																				
	11	S	BING										12	B	MADDUCK																							
	8	B	CHUANG				1	11					4	J	GASKELL																							
	4	D	COABE										2	N	LANGENBERG																							
	5	B	JONAS					11					13	N	BOH																							
	6	J	MOON																																			
	10	S	PRICE																																			
	2	J	PIZZINO																																			
	13	T	RAFFIT																																			
	14	B	YORSTON																																			
	7	M	YORSTON					1																														
	12	C	WRIGHT-SMITH																																			
Time Outs										Totals						0	5	2		Time Outs										Totals						1	0	0

FURFEET

Officials Report

Scorers
 Time Clock
 Ground Caretaker
 Yellow Card
 Red Card
 Correct Starting Time
 Correct Uniform
 Comments

Won by ETP
 Signified Correct...
 1st Named Team [Signature]
 2nd Named Team [Signature]

Umpires/Referees
 Signature [Signature] Name TREVOR POLAND Club ETP
 Signature [Signature] Name RYAN CASPARI Club NA

1st Named Team STURT. 2nd Named Team GLENELG

LSA No.	No.	Initials	Surname (In Alphabetical Order)	Penal	Assist	Goals				Total	LSA No.	No.	Initials	Surname (In Alphabetical Order)	Penal	Assist	Goals				Total
						1	2	3	4								1	2	3	4	
	12	R	ABREGIAN	T							3	T	Bartlett	1		1				6	
	11	A	CAMERON								13	T	Buckley				1			1	
	7	J	DREWER		1						14	J	Dunn		1					1	
	2	D	ELLIS								6	D	Evans								
	6	N	ETTRIDGE								-	B	Fornato								
	5	I	FOWLER								-	15	B	Kranenberg							
	10	M	HAN								8	S	Mortimer							2	
	9	X	HAN								10	B	Munn					1	1	4	
	8	L	HANCOCK			1			1		16	H	Munn		1				3		
	1	J	HARRIS								4	S	Whitehead	1	1	1	1		3		
	1	J	GOLDING								5	J	Paynter				1		1		
	13	J	MACLEAN	IT2							12	R	Paynter				1	1	1	3	
	15	L	MORLEY																		
	4	E	QUINLAN																		
	1	C	WILSON																		
						Totals 0 1 0 0 1										Totals 4 8 6 6 24					

Officials Report

Supporters
 1st Team: Yes No
 2nd Team: Yes No

Time Clock
 Yes No

Green Card
 Yes No

Yellow Card
 Yes No

Red Card
 Yes No

Correct Scoring Table
 Yes No

Correct Officials
 1st Team: Yes No
 2nd Team: Yes No

Comments

Couchee Noting
 (This section is for the use of the Referee)

1st Name: _____
 2nd Name: _____
 3rd Name: _____
 4th Name: _____
 5th Name: _____
 6th Name: _____
 7th Name: _____
 8th Name: _____
 9th Name: _____
 10th Name: _____

Won by _____ Umpires/Referees _____ Score _____ to _____
 Signified Correct... Signature [Signature] Name CRAIG JAEGER Club _____
 1st Named Team Signature _____ Name James Killen Club GLC
 2nd Named Team Signature _____ Name _____ Club _____

1st Named Team Start

2nd Named Team Glenelg

LSA No.	No.	Initials	Surname (In Alphabetical Order)	Penal	Assist	Goals				Total	LSA No.	No.	Initials	Surname (In Alphabetical Order)	Penal	Assist	Goals				Total
						1	2	3	4								1	2	3	4	
	12	R	Abregan	1							3	T	Bartlett	1	1					6	
	11	A	Cameron								13	B	Buckley							1	
	7	J	Drewer		1						14	J	Dunn	4						1	
	2	D	Ellis								6	D	Evans								
	6	N	Ettridge										Formata								
	5	I	Fowler										15 B Kramenberg								
	10	M	Han								8	S	Mortimer							2	
	9	X	Han								10	B	Munn	3						4	
	8	L	Hancock			1			1		16	H	Munn		1					3	
	1	J	Harris								4	S	Whitehead	2	1					3	
	13	J	Maclea	12							5	J	Paynter	5						1	
	15	L	Morley								12	R	Paynter	5						3	
	4	E	Quinlan																		
						Totals 0 1 0 0 1										Totals 4 8 6 6 24					

Officials Report

Score: For Team: No. For Team: No. For Team: No. For Team: No.

Time Check: For Team: No. For Team: No.

Green Card: For Team: No. For Team: No.

Yellow Card: For Team: No. For Team: No.

Red Card: For Team: No. For Team: No.

Correct Starting Time: For Team: No. For Team: No.

Correct Uniforms: For Team: No. For Team: No. For Team: No. For Team: No.

Comments:

Corrected Writing: Blue Inkable Paper (Under 5.000mm Grid)

Signature:

Won by GLENELG

Signified Correct...

1st Named Team

2nd Named Team

Umpires/Referees

Signature [Signature]

Signature [Signature]

Signature

Score 24 to 1

Name CRIG JOEBER Club

Name James Killen Club G.L.C

Name Club

1st Named Team WOODVILLE

2nd Named Team Brighton

LSA No.	No.	Initials	Surname (In Alphabetical Order)	Penal	Assist	Goals				Total	LSA No.	No.	Initials	Surname (In Alphabetical Order)	Penal	Assist	Goals				Total
						1	2	3	4								1	2	3	4	
	32	K	Vormelker			1	11				62	R	Appleton								
	29	T	Negerman 5						1		22	C	Burke	FT							
	25	A	Quensier								5	J	Elliot								
	1	J	Pena								40	G	Elliot								
	24	L	Russack 3		1	1					49	G	Elliss								
	21	C	Bacalso 2								63	J	Elliss								
	10	L	Wood		1	1	1				2	M	Fraude								
	28	S	Woodward								51	S	Kurtzer								
	23	M	Gauvin								65	N	Lawe								1
		L	Buchanan								61	T	Poleen								1
	26	J	Woolford								54	J	Rance	T	1		1	1			
	36	D	Lanc 4								58	R	Scutter				11	1	11		
	22	K	Wheeler 1	T	1	1		1			17	J	Theile		1						
											11	A	Wallaston				1				11
											21	O	McNicol								
						Totals 23229										Totals 332412					

Won by Brighton
 Signified Correct...
 1st Named Team _____
 2nd Named Team _____

Umpires/Referees
 Signature _____ Name _____ Club _____
 Signature _____ Name D J McNicol Club _____
 Signature _____ Name _____ Club _____

Score 12 to 9

Officials Report

Referee's
 Yes No
 Time Clock
 Yes No
 Green Card
 Yes No
 Yellow Card
 Yes No
 Red Card
 Yes No
 Correct Starting Time
 Yes No
 Correct Uniforms
 Yes No
 Comments

Coachman's Meeting
 Present Absent
 Name: _____
 Club: _____



1st Named Team Glenelg

2nd Named Team West Torrens

LSA No.	No.	Initials	Surname (In Alphabetical Order)	Penal	Assist	Goals				Total	LSA No.	No.	Initials	Surname (In Alphabetical Order)	Penal	Assist	Goals				Total						
						1	2	3	4								1	2	3	4							
	3	T	Bartlett	(2)	+++				1	7/5		6	E	Harley		1					4/1						
	15	B	Kranenberg									10	L	Nash													
	18	S	Mortimer	(3)						2		8	H	Nisbet					1	1	2						
	10	B	Muan	(4)	"					3/2		9	K														
	16	H	Muan	(5)	"					1/1		7	D	Retallik							1						
	6	D	Evans	(1)						1		4	J	Cook													
	4	S	Whitehead	(3)	"					3		11	J	King					1	1	2						
	14	J	Dunn	(2)	"					2/2			K	Polomba (C)													
	5	T	Buckley	(5)						1																	
	1	B	Formato	(4)	"					2																	
	13	A	Maeller	(5)						1																	
/										/																	
Time Outs 1/1/1										Totals 6 6 7 25				Time Outs 1										Totals 3 1 2 2 8			

Won by Glenelg

Signified Correct...

1st Named Team Bartlett

2nd Named Team COOK

Umpires/Referees

Signature Milica Strel

Signature [Signature]

Signature _____

Score 25 to 8

Name Milica Strel

Name James Killen

Name _____

Club WTLA

Club GLC

Club _____

Officials Report

Scorers
 Time Clock
 Green Card
 Yellow Card
 Red Card
 Correct Starting Time
 Correct Uniforms
 Comments
 Electronic Timing
 1st Team
 2nd Team
 3rd Team
 4th Team
 5th Team
 6th Team
 7th Team
 8th Team
 9th Team
 10th Team
 11th Team
 12th Team
 13th Team
 14th Team
 15th Team
 16th Team
 17th Team
 18th Team
 19th Team
 20th Team



1st Named Team Woodville

2nd Named Team Burnside Lions

LSA No.	No.	Initials	Surname (In Alphabetical Order)	Penal	Assist	Goals				Total	LSA No.	No.	Initials	Surname (In Alphabetical Order)	Penal	Assist	Goals				Total										
						1	2	3	4								1	2	3	4											
	21	C	Bacalso								3	K	Doddridge							1	1										
	36	D	Lane								8	S	Hoff		1						1										
	32	K	Vormelker								78	L	Hood		1						1										
	29	T	Negerman								10	T	Graham																		
	25	A	Quensier								21	J	Otto																		
	1	J	Pena								22	M	Roberts						1		1										
	10	L	Wood				1		1		W	Russack	OSPARF						1	1	2										
	28	S	Woodward						1		W	Spaine																			
	23	M	Gauvin																												
	26	J	Woolford																												
	22	K	Wheeler																												
	24	L	Russack																												
						Totals				0	1	0	1	2							Totals						2	1	1	2	6

Won by WOODVILLE Umpires/Referees Score FORFEIT to _____
 Signified Correct... Signature _____ Name _____ Club _____
 1st Named Team WOODVILLE Signature _____ Name _____ Club _____
 2nd Named Team BURNSIDE Signature _____ Name _____ Club _____

Officials Report

Score
 1st Team: _____ 2nd Team: _____
 1st Goal: _____ 2nd Goal: _____

Time Clock
 Yes No

Green Card
 Yes No

Yellow Card
 Yes No

Red Card
 Yes No

Contact Shooting Time
 Yes No

Contact Uniform
 1st Team: Yes No
 2nd Team: Yes No

Comments

Coaching Meeting
 1st Team: Yes No
 2nd Team: Yes No

Signatures
 Umpire: _____
 Referee: _____

1st Named Team EAST TORRENS PATNEHAM 2nd Named Team GLENELG

LSA No.	No.	Initials	Surname (In Alphabetical Order)	Penal	Assist	Goals				Total	LSA No.	No.	Initials	Surname (In Alphabetical Order)	Penal	Assist	Goals				Total		
						1	2	3	4								1	2	3	4			
	12	J	ALBANESI							1370	3	T	BARTLETT								6		
	11	S	BING								5	T	BUCKLEY								1		
	8	B	CHEUNG (2)						1		14	J	DUNN								4		
	10	S	PRICE								6	D	EVANS								4		
	13	T	RAFFIT								15	B	KRANBERG								4		
	5	B	JONIAS (1)								8	S	MORTIMER								1		
	6	J	MOON							2953	10	B	MUNN								4		
	14	B	YORSTON (3)							2954	16	H	MUNN								2		
	7	M	YORSTON (3)								4	S	WHITEHEAD								3		
		C	WRIGHT - SMITH (4)																				
						Totals 0 1 0 0 1										Totals 9 8 3 0 29							
Time Outs												Time Outs											

Officials Report

Scorers
1st Team Yes No
2nd Team Yes No

Time Clock
Yes No

Green Card
Yes No

Yellow Card
Yes No

Red Card
Yes No

Correct Starting Time
Yes No

Correct Uniforms
1st Team Yes No
2nd Team Yes No

Comments

Coaches' Voting
Most Valuable Player
(Senior & U17 Grades Only)

1. Name.....
Club..... No

2. Name.....
Club..... No

3. Name.....
Club..... No

(Both Coaches to sign)
Name..... Club.....
Signature.....
Name..... Club.....
Signature.....

Won by Glenelg Umpires/Referees [Signature] Score 1 to 29
 Signified Correct... Signature [Signature] Name Dylan Club GLC
 1st Named Team ETP Signature [Signature] Name View Club ETP
 2nd Named Team GLC Signature [Signature] Name [Signature] Club [Signature]

1st Named Team ETP

2nd Named Team Glenelg

LSA No.	No.	Initials	Surname (In Alphabetical Order)	Penal	Assist	Goals				Total	LSA No.	No.	Initials	Surname (In Alphabetical Order)	Penal	Assist	Goals				Total
						1	2	3	4								1	2	3	4	
	5	J	albanesi							1370	3	T	Bartlett				1	1			6
	11	B	Bing								5	T	Buckley								2
	8	B	Cheung						1		14	J	Dunn				1				4
	10	B	Pice								6	D	Evans								4
	13	T	Raffit								15	B	Kranenberg								3
	5	B	Jonas								87	S	Mortimer								1
	6	J	Moan							953	10	B	Munn								4
	14	B	Yorsten							954	16	H	Munn								2
	7	M	Yorsten								4	S	Whitehead								3
	10	C	Lwright-Smith																		
						Totals 0 1 0 0 1										Totals 9 8 3 8 29					

Won by Glenelg Umpires/Referees Score 1 to 29
 Signified Correct... Signature [Signature] Name Dylan A Club GLC
 1st Named Team [Signature] Signature [Signature] Name LEE VICKERS Club ETP
 2nd Named Team [Signature] Signature _____ Name _____ Club _____

Officials Report

Score: _____
 Time Clock: _____
 Green Card: _____
 Yellow Card: _____
 Red Card: _____
 Game Starting Time: _____
 Game Uniform: _____
 Comments: _____



Report from NALC

Club _____ Date 24-5-98

Grade C13 Mens / Womens

1st Named Team NORTH ADELAIDE

2nd Named Team BRIGHTON

LSA No.	No.	Initials	Surname (In Alphabetical Order)	Penal	Assist	Goals				Total	LSA No.	No.	Initials	Surname (In Alphabetical Order)	Penal	Assist	Goals				Total						
						1	2	3	4								1	2	3	4							
	12	B	MADDOCK (C)								62	R	Appleton														
	14	D	VALE (3)								22	C	Burke														
	16	S	NUSKE (4)						2		5	J	Elliot								4						
	13	N	LANGENBEAS (1)								46	M	Elliot														
	19										49	J	Elliss														
	4	J	Gaskell (5)								63	G	Elliss														
	2	N	CARMODY								2	M	Frayne								2/1						
	24	J	Teague								51	S	Kurtzer														
	35	A	Hockley (2)						2		65	N	Lowe														
	16	S	Stump								61	T	Balden														
											54	J	ranza								4/1						
											56	R	Scotter								3						
											7	J	Thicke														
											37	J	Thurton								2						
											11	A	Wallaston								2/1						
											28	O	Mc Nicol														
						Totals				12	10	4							Totals						3	6	17

Officials Report

Scorers
 1st Team Yes No
 2nd Team Yes No

Time Clock
 Yes No

Green Card
 Yes No

Yellow Card
 Yes No

Red Card
 Yes No

Correct Starting Time
 Yes No

Correct Uniforms
 1st Team Yes No
 2nd Team Yes No

Comments

Coachs' Voting
 Most Valuable Player
 1. _____
 2. _____
 3. _____

Signature: _____
Club: _____
Signature: _____
Club: _____

Won by BRIGHTON Umpires/Referees Score 17 to 4
 Signified Correct _____ Signature _____ Name Markus Robertson Club _____
 1st Named Team Dennis Rulick Signature _____ Name D J Mc Nicol Club _____
 2nd Named Team _____ Signature _____ Name _____ Club _____



1st Named Team W Torrens

2nd Named Team E-T-P

LSA No.	No.	Initials	Surname (In Alphabetical Order)	Penal	Assist	Goals				Total	LSA No.	No.	Initials	Surname (In Alphabetical Order)	Penal	Assist	Goals				Total								
						1	2	3	4								1	2	3	4									
	4	J	Cook							4		12	J	Albanesi							5								
	8	H	Nisbet							6		11	S	Bing															
	11	J	King							4		5	B	Jonas															
	6	J	Harley							7		13	T	Raffit															
	7	D	Retallack							3		7	M	Yorston															
	12	K	Palomka							2		14	B	Yorston															
	10	R	McCauley							1		8	B	Cheung															
	10	L	Nash							1																			
						Totals				8	7	7	5	27							Totals				0	1	1	2	4

Officials Report

Score: _____

Time Clock: _____

Green Card: _____

Yellow Card: _____

Red Card: _____

Correct Shirts/Ties: _____

Correct Uniforms: _____

Comments: _____

Checked: _____

Won by West Torrens

Signified Correct...

1st Named Team W Torrens

2nd Named Team E-T-P

White Copy to REGISTRAR Blue Copy to CLUB Yellow Copy to UMPIRES/REFEREES

Umpires/Referees

Signature [Signature]
Signature [Signature]
Signature _____

Score 27 to 4

Name LEE VICKERY Club ETP
Name M. Nisbet Club W.T.L.C.
Name _____ Club _____



1st Named Team Glennelg

2nd Named Team Woodville

LSA No.	No.	Initials	Surname (In Alphabetical Order)	Penal	Assist	Goals				Total	LSA No.	No.	Initials	Surname (In Alphabetical Order)	Penal	Assist	Goals				Total
						1	2	3	4								1	2	3	4	
	3	T	Bartlett		11	1	1	1	5/2		32	K	Vormelker			1					
	5	T	Buchley		1				1		29	T	Neherman								
	14	J	Dunn	(1)	1				2/1		25	A	Quensier								
	6	D	Evans						0		1	J	Pena							1	1
	1	B	Formato	(5)	1	1	1	1	1/3		24	I	Russack								
	15	B	Kranenberg	(4)	1	1	1	1	4/3		21	C	Bacalso								
	17	S	Mortimer						1		10	L	Wood								
	10	B	Munn						1		28	S	Woodward								
	16	H	Munn	(3)					3		23	M	Gawvin								
	4	S	Whitehead	(2)	1	1	1	1	6/1		30	L	Buchanan								
			kNocked in								26	J	Woolford								
											36	D	Lanc								
											22	K	Wheeler								
										Totals											
Time Outs <u>1</u>										Time Outs <u>1</u>											
Totals <u>8</u> <u>6</u> <u>7</u> <u>4</u> <u>25</u>										Totals <u>1</u> <u>1</u>											

Won by GLENNELG Umpires/Referees Score 25 to 1
 Signified Correct... Signature [Signature] Name [Name] Club [Club]
 1st Named Team [Team] Signature [Signature] Name BRYAN BARTLETT Club GLG
 2nd Named Team [Team] Signature [Signature] Name [Name] Club [Club]

Officials Report

Score: 25 to 1

Time Clock: [Time]

Green Card: [Count]

Yellow Card: [Count]

Red Card: [Count]

Correct Starting Time: [Time]

Correct Uniforms: [Count]

Comments: [Text]

Coaches Meeting: [Text]



Report from WOODVILLE Club Date 17-5-08 Round 3 Grade V13 Mens/Womens

1st Named Team Woodville

2nd Named Team Glencalg

LSA No.	No.	Initials	Surname (in Alphabetical Order)	Penal	Assist	Goals				Total	LSA No.	No.	Initials	Surname (in Alphabetical Order)	Penal	Assist	Goals				Total
						1	2	3	4								1	2	3	4	
	32	K	VORMELKER								3	T	BARTLETT								5
	24	T	NEBERMAN								5	T	BUCKLEY								1
	25	A	QUENSIER (3)								14	J	DUNN								2
	1	J	PENA					1	1		6	D	EVANS								2
	24	L	RUSSACK (1)								1	B	FORMATO	11	1111	1111					4
	21	C	BACALSO								15	B	KEANENBERG		111		1	1	11		1
	10	L	WOOD								17	S	MORTIMER					1			1
	28	S	WOODWARD								10	B	MUNN					1	11		3
	23	M	GAVIN								16	H	MUNN								3
	30	L	BUCHANAN								4	S	WHITEHEAD								6
	20	J	WOOLFORD (2)										knocked in							1	1
	36	D	LANC (4)																		
	22	K	WHEELER (5)																		
						Totals 0 0 0 1 1										Totals 8 6 7 4 25					

Manager's Area
Tyson NEBERMAN

Officials Report

Scorers:
1st Team Yes No
2nd Team Yes No

Time Clock:
Yes No

Green Card:
Yes No

Yellow Card:
Yes No

Red Card:
Yes No

Correct Starting Time:
Yes No

Correct Uniforms:
1st Team Yes No
2nd Team Yes No

Comments:

Coach's Youth Most Valuable Player (Senior & U17 Under Only):

1st Name: _____ Club: _____ No: _____
2nd Name: _____ Club: _____ No: _____
3rd Name: _____ Club: _____ No: _____
4th Name: _____ Club: _____ No: _____
5th Name: _____ Club: _____ No: _____
6th Name: _____ Club: _____ No: _____
7th Name: _____ Club: _____ No: _____
8th Name: _____ Club: _____ No: _____
9th Name: _____ Club: _____ No: _____
10th Name: _____ Club: _____ No: _____

Signature: _____

Won by GLENELG Umpires/Referees Name _____ Club _____
 Signified Correct... Signature [Signature] Name BRIAN BARNETT Club CLL
 1st Named Team _____ Signature _____ Name _____ Club _____
 2nd Named Team _____ Signature _____ Name _____ Club _____

1st Named Team Burnside

2nd Named Team Brighton

LSA No.	No.	Initials	Surname (In Alphabetical Order)	Penal	Assist	Goals				Total	LSA No.	No.	Initials	Surname (In Alphabetical Order)	Penal	Assist	Goals				Total
						1	2	3	4								1	2	3	4	
	8	S	Hoff						5		62	R	Appleton								
	3	K	Doddridge						1		22	C	Burke								
	41	T	MUSE								5	J	Elliott								1
	21	J	OTTO								40	M	Elliott								
	22	L	Hood						3		49	G	Elliss								
	22	M	Roberts						1		63	J	Elliss								
	9	T	Pickering								2	M	Frayre						1		3
	10	T	Graham								51	S	Kurtzer								5
											65	N	Lowe								
											61	T	Polden								2/0
											54	J	Rane								2/1
											58	R	Scutter								2/1
											17	J	Theile								2
											11	A	Wollaston								1/1
						Totals				10							Totals				16

Time Outs

Time Outs 1

Time Outs 1

Won by Brighton

Umpires/Referees

Score 16 to 10

Signified Correct...

Signature [Signature]

Name S. Dawson Club Bra

1st Named Team Burnside

Signature [Signature]

Name J. Elliott Club Bra

2nd Named Team Brighton

Signature [Signature]

Name J. Elliott Club Bra

Officials Report

Score: 16 to 10

Time Clock: 1 to 1

Green Card: 1

Yellow Card: 1

Red Card: 1

Comments: 2/0, 2/1, 2/1, 1/1

Created: 17/5/08

1st Named Team Burnside

2nd Named Team Brighton

LSA No.	No.	Initials	Surname (In Alphabetical Order)	Penal	Assist	Goals				Total	LSA No.	No.	Initials	Surname (In Alphabetical Order)	Penal	Assist	Goals				Total
						1	2	3	4								1	2	3	4	
	8	S	HOFF						5		62	R	APPLETON								
(2)	3	K	DODDRIDGE						1		22	C	BURKE								1
	A1	T	MUSE								5	J	ELLIOTT								
	21	J	OTTO								49	G	ELLISS								
(3)	22	L	HOOD						3		63	J	ELLISS								3
	22	M	ROBERTS						1		2	M	FRAYNE								
(1)	9	T	PICKERING								51	S	KURTZER								
	10	T	GRAHAM								65	N	LOWE								
											61	T	POLDEN								3
											54	J	RANCE								1
											58	R	SCOTTER								2
											17	J	THEILE								6
											11	A	WOLLASTON								
Time Outs						Totals 1 2 3 4 10					Time Outs 1						Totals 5 3 4 4 16				

Won by BRIGHTON

Umpires/Referees

Score 16 to 10

Signified Correct...

Signature [Signature]

Name Scott Dawson

Club BM

1st Named Team Burnside

Signature [Signature]

Name Jamie Elliott

Club Brighton

2nd Named Team [Signature]

Signature [Signature]

Officials Report

Score: 16 to 10

Time Clock: 16:00 to 17:00

Ground: [Blank]

Referee: [Blank]

Umpire: [Blank]

Correct Starting Time: [Blank]

Correct Uniforms: [Blank]

Comments: [Blank]

Club: [Blank]

Name: [Blank]

Club: [Blank]

Umpire: [Blank]

Referee: [Blank]

Score: [Blank] to [Blank]

Time: [Blank] to [Blank]

Ground: [Blank]

Referee: [Blank]

Umpire: [Blank]

Score: [Blank] to [Blank]

Time: [Blank] to [Blank]

Ground: [Blank]

Referee: [Blank]

Umpire: [Blank]



1st Named Team Woodville

2nd Named Team WEST TORRENS

LSA No.	No.	Initials	Surname (In Alphabetical Order)	Penal	Assist	Goals				Total	LSA No.	No.	Initials	Surname (In Alphabetical Order)	Penal	Assist	Goals				Total		
						1	2	3	4								1	2	3	4			
	30	L	BURHANAN								4	J	COOK										
	24	L	RUSSACK								8	H	NISBET	1			1						
	25	A	QUENSIER								11	J	KING		11		1			1			
	19	L	WOOD			1	1		11		6	J	HARLEY	1		111	1	11					
	36	D	LANC	1							7	D	RETALICK		11		1						
	26	J	WOOLFORD								12	K	POLOMKA										
	22	K	WHEELER								10	L	NASH										
	1	J	PENA								16	K	WHEELER	1									
	29	T	NEGERMAN																				
	28	S	WOODWARD						1														
	23	M	GALVIN																				
	5	R	WALK			1	1	11	11														
	32	K	VORMEYER			1	111	11															
	21	C	BACALSO																				
						Totals 3 6 5 2 17										Totals 6 1 2 1 10							
Time Outs												Time Outs						/					

Won by Woodville

Signified Correct...

1st Named Team KG Russack

2nd Named Team W. Wood

Umpires/Referees

Signature Michael Nisbet

Signature J. Haul

Signature _____

Score 17 to 10

Name Michael NISBET

Name _____

Name _____

Club WTTC

Club _____

Club _____

Officials Report

Scorers

1st Team Yes No
2nd Team Yes No

Time Clock

Yes No

Green Card

Yes No

Yellow Card

Yes No

Red Card

Yes No

Correct Starting Time

Yes No

Correct Uniforms

1st Team Yes No
2nd Team Yes No

Comments

Coaches' Voting
Most Valuable Player
(Senior & U17 Grades Only)

1. Name _____

Club _____ No

2. Name _____

Club _____ No

3. Name _____

Club _____ No

(Both Coaches to Sign)

Name _____ Club _____

Signature _____

Name _____ Club _____

Signature _____

1st Named Team Brighton

2nd Named Team Glencelg


LSA No.	No.	Initials	Surname (In Alphabetical Order)	Penal	Assist	Goals				Total	LSA No.	No.	Initials	Surname (In Alphabetical Order)	Penal	Assist	Goals				Total	
						1	2	3	4								1	2	3	4		
6	62	R	Appleton								3	T	Bartlett		"	"	"	"	"	8		
	22	C	Burke								15	B	Kramenberg			"	"	"	"	8		
	5	J	Elliott	4							17	S	Mortimer			"	"	"	"	4		
	40	M	Elliott			"			1		10	B	Munn		"	"	"	"	"	1		
	49	G	Elliss								16	H	Munn			"	"	"	"	1		
	63	J	Elliss								6	D	Evans			"	"	"	"	1		
	2	M	Fraure				"		1		A	S	Whitehead	"	"	"	"	"	"	6		
	51	S	Kurtzer								14	J	Dunn			"	"	"	"	3		
	65	N	Lowe	3							5	T	Buckley		"	"	"	"	"	1		
	61	T	Polden																			
	54	J	Rance	2	"	"			1/1													
	58	R	Scutter																			
	17	J	Theile	5																		
	37	J	Turton																			
	11	A	Wollaston	1	"				1													
	15																					
						Totals				0	Totals				7				7	9	7	30
Time Outs											Time Outs											

Won by GLENELG

Umpires/Referees

Score 30 to 3

Signified Correct...

Signature 

Name B. BURKE Club B.T.N.
Name M. SHEDDOW Club GLC.

1st Named Team BRIGHTON

2nd Named Team GLENELG

Officials Report

Referee: 1st Team: 2nd Team:

Time Check:

Green Card:

Yellow Card:

Red Card:

Correct Starting Time:

Correct Attendance:

Comments:

Director Voting:



1st Named Team West Torrens

2nd Named Team Brighton

LSA No.	No.	Initials	Surname (In Alphabetical Order)	Penal	Assist	Goals				Total	LSA No.	No.	Initials	Surname (In Alphabetical Order)	Penal	Assist	Goals				Total
						1	2	3	4								1	2	3	4	
	11	J	Harley		"	"	"				R	58	Scutter		"	"					
	9	H	Nesbit		"						J	37	Turton		"	"					
	7	D	Retallick		"						22	C	Burke								
	8	J	King		"						5	J	Elliott			"					
	5	J	Elliott (br)		"						40	M	Elliott								
	4	J	Cook		"						49	G	Elliss								
	10	M	Frayne		"						63	J	Elliss								
	12	T	Polden		"						2	M	Frayne				"				
	10	M	Elliot		"						51	S	Kurtzer								
	5	J	Turton		"						65	N	Lowe								
	12	S	Kurtzer		"						61	T	Polden								
	10	G	Elliss		"						54	J	Rance								
	5	C	Burke		"						11	A	Wollaston								
	12	J	Elliss		"						62	R	Appleton								
	10	R	Appleton		"																
	5	R	Scutter		"																
	12	N	Lowe		"																
						Totals											Totals				
						3	4	6	1	14							6	6	2	5	19

Officials Report

Scouters
 1st Team Yes No
 2nd Team Yes No

Time Clock
 Yes No

Green Card
 Yes No

Yellow Card
 Yes No

Red Card
 Yes No

Correct Starting Time
 Yes No

Correct Lineouts
 1st Team Yes No
 2nd Team Yes No

Comments

Coach's Notes
 1st Team Yes No
 2nd Team Yes No

1. Name _____
 2. Name _____
 3. Name _____
 4. Name _____
 5. Name _____
 6. Name _____
 7. Name _____
 8. Name _____
 9. Name _____
 10. Name _____
 11. Name _____
 12. Name _____

Won by Brighton Score 19 to 14
 Unified Correct...
 1st Team West Torrens Signature _____ Name B. Buech Club DTN
 2nd Team Brighton Signature _____ Name _____ Club _____

HIGHLIGHTED PLAYERS
BRIGHTON PLAYERS

1st Named Team West Torrens

2nd Named Team Brighton

LSA No.	No.	Initials	Surname (In Alphabetical Order)	Penal	Assist	Goals				Total	LSA No.	No.	Initials	Surname (In Alphabetical Order)	Penal	Assist	Goals				Total													
						1	2	3	4								1	2	3	4														
	11	T	Harby	1	11	11	111			5		22	C	Burke																				
	9	H	Nesbit		1							5	J	Elliott	4	11		1			1													
	7	D	Retallick		11		1			1		40	M	Elliott	1																			
	8	J	King		11		11	1		3		49	G	Elliss		1																		
	5	J	Elliott B?			1				1		63	J	Elliss																				
	10	M	Frayre									2	M	Frayre			11				2													
	12	T	Polden B			11				2		51	S	Kurtzer	5																			
	4	J	COOK									65	N	Lowe																				
	10	B	Elliott B?									61	T	Polden							1													
	5	J	Turton B			11				2		54	J	Rance	2			11	111		6													
	12	S	Kurtzer B									58	R	scutter		1					1													
	10	G	Elliss B										J	theite																				
	5	C	Burke B									37	J	Turton		11	111	11	11		6													
	12	J	Elliss B									11	A	Wollaston	3	1	1				2													
	10	B	Appleton B									62	R	Appleton																				
	5	R	Get Scutter B																															
	12	N	Lowe B																															
			KANE																															
			J Cook																															
Time Outs										Totals																								
										3	4	6	1	14	Time Outs										Totals									
															6	6	2	5	19															

Won by Brighton

Umpires/Referees

Score 19 to 14

Signified Correct...

Signature [Signature]

Name R. Burke

Club B.M.

1st Named Team West Torrens

Signature [Signature]

Name M. Nisbet

Club W.T.

2nd Named Team Brighton

Signature

Name

Club

1st Named Team Woodville

2nd Named Team ETP

LSA No.	No.	Initials	Surname (In Alphabetical Order)	Penal	Assist	Goals				Total	LSA No.	No.	Initials	Surname (In Alphabetical Order)	Penal	Assist	Goals				Total	
						1	2	3	4								1	2	3	4		
	30	L	Buchanan																			
	24	L	RUSSELL																			
	35	A	Gvensier																			
	19	L	WOOD																			
	36	J	Woolford																			
	22	K	WHEELER																			
	1	J	Pana																			
	29	T	NEGERMAN																			
	28	S	WOODWARD																			
	23	M	GAUVIN																			
	5	R	NALLIS																			
	32	K	VORMELKER																			
	21	C	BACALSO																			
											Forfeit											
											win by											
Time Outs				Totals				Totals				Time Outs				Totals						

Officials Report

Scorers
1st Team Yes No
2nd Team Yes No

Time Clock
Yes No

Green Card
Yes No

Yellow Card
Yes No

Red Card
Yes No

Correct Starting Time
Yes No

Correct Uniforms
1st Team Yes No
2nd Team Yes No

Comments

Coaches' Voting
Most Valuable Player (Senior & U17 Grades Only)

1. Name.....
Club..... No.....

2. Name.....
Club..... No.....

3. Name.....
Club..... No.....

(Both Coaches to sign)
Name..... Club.....
Signature.....
Name..... Club.....
Signature.....

Won by _____ Umpires/Referees Signature _____ Name _____ Club _____
 Signified Correct... Signature _____ Name _____ Club _____
 1st Named Team _____ Signature _____ Name _____ Club _____
 2nd Named Team _____ Signature _____ Name _____ Club _____

1st Named Team Glenelg

2nd Named Team North Adelaide

LSA No.	No.	Initials	Surname (In Alphabetical Order)	Penal	Assist	Goals				Total	LSA No.	No.	Initials	Surname (In Alphabetical Order)	Penal	Assist	Goals				Total		
						1	2	3	4								1	2	3	4			
		T	Bartlett																				
		S	Mortimer																				
		D	Evans																				
		S	Whitehead																				
		H	Munn																				
		B	Munn																				
		B	Formato																				
		B	Kraneburg																				
Time Outs			Totals								Time Outs			Totals									

FORGET IT

Officials Report

Scoring
 1st Team: Yes No
 2nd Team: Yes No

Time Clock
 Yes No

Green Card
 Yes No

Yellow Card
 Yes No

Red Card
 Yes No

Correct Starting Time
 Yes No

Correct Uniform
 1st Team: Yes No
 2nd Team: Yes No

Comments

Coach's Voting
 1st Team: Yes No
 2nd Team: Yes No

1st Name: _____
 2nd Name: _____
 3rd Name: _____
 4th Name: _____
 Referee: _____
 Umpire: _____
 Official: _____

Won by GLENELG Umpires/Referees Score 10 to 0
 Signified Correct... Signature [Signature] Name M. SHEDDEN Club G.L.C.
 1st Named Team _____ Signature _____ Name _____ Club _____
 2nd Named Team _____ Signature _____ Name _____ Club _____

1st Named Team West Torrens

2nd Named Team Brighton

LSA No.	No.	Initials	Surname (In Alphabetical Order)	Penal	Assist	Goals				Total	LSA No.	No.	Initials	Surname (In Alphabetical Order)	Penal	Assist	Goals				Total
						1	2	3	4								1	2	3	4	
	11	T	Harby	1	11	1	1					22	C	Burke							
	9	H	Nesbit		1							5	J	Elliott	4	11		1			
	7	D	Retallick		11							40	M	Elliott	1						
	8	J	King		11			1				49	G	Elliss		1					
	5	J	Elliott			1						63	J	Elliss							
	10	M	Frayre									2	M	Frayre				11			
	12	T	Polden			11						51	S	Kurtzer	5						
	4	J	Cook									65	N	Lowe							
	10	M	Elliott									61	T	Polden							
	5	J	Turton			1	1					54	J	Rance	2			1	1	1	1
	12	S	Kurtzer									58	R	scutter		1					
	10	G	Elliss										J	meik							
	5	C	Burke									37	J	Turton		11		11	1	1	
	12	J	Elliss									11	A	Wollaston	3	1		1			
	10	B	Appleton									62	R	Appleton							
	5	R	Scutter																		
	12	N	Lowe																		
			KANE																		
			J Cook																		
Time Outs						Totals					Time Outs						Totals				
						3	4	6	1	14							6	6	2	5	19

Won by Brighton

Umpires/Referees

Score 19 to 14

Signified Correct...

Signature [Signature]

Name R. Burke

Club B.T.

1st Named Team West Torrens

Signature [Signature]

Name M. Nisbet

Club W.T.

2nd Named Team Brighton

Signature

Name

Club

Officials Report

Referee: Yes No
 Line Judge: Yes No
 Time Clock: Yes No
 Game Card: Yes No
 Yellow Card: Yes No
 Red Card: Yes No
 Correct Whistling Time: Yes No
 Correct Whistling: Yes No
 Comments: _____

Coach's Voting
 Name: _____
 Club: _____
 Position: _____
 Name: _____
 Club: _____
 Position: _____
 Name: _____
 Club: _____
 Position: _____