

	Date	Time	Field	Score	Opponent	Score	Notes
	20/06/09 (Sat)	14:50	Women's Memorial Playing Fields	✓ 9	Payneham vs Burnside	✓ 13	✓
9	27/06/09 (Sat)	14:50	Barratt Reserve	✓ 13	Glenelg vs Burnside	✓ 20	✓
	27/06/09 (Sat)	14:50	Finsbury Reserve	✓ 9	West Torrens vs Woodville	✓ 15	✓
	27/06/09 (Sat)	14:50	Gepps Cross	✓ 4	North Adelaide vs Brighton	✓ 34	✓
	27/06/09 (Sat)	14:50	Patterson Reserve	✓ 17	East Torrens Payneham vs Sturt	✓ 5	✓
10	25/07/09 (Sat)	14:30	Finsbury Lacrosse Field	✓ 16	Brighton vs Glenelg	✓ 17	✓
	25/07/09 (Sat)	14:50	Findon Oval	✓ 10	Woodville vs East Torrens Payneham	✓ 13	✓
	25/07/09 (Sat)	14:50	Gepps Cross	✓ 6	North Adelaide vs Sturt	✓ 11	✓
	25/07/09 (Sat)	16:45	Finsbury Lacrosse Field	✓ 17	Burnside vs West Torrens	✓ 7	✓
11	01/08/09 (Sat)	14:50	Brighton Oval	✓ 23	Brighton vs West Torrens	✓ 6	✓
	01/08/09 (Sat)	14:50	Findon Oval	✓ 17	Woodville vs North Adelaide	✓ 8	✓
	01/08/09 (Sat)	14:50	Women's Memorial Playing Fields	✓ 12	Sturt vs Glenelg	✓ 16	✓
	02/08/09 (Sun)	14:50	Patterson Reserve	✓ 12	East Torrens Payneham vs Burnside	✓ 11	✓
12	08/08/09 (Sat)	14:50	Barratt Reserve	✓ 14	Glenelg vs West Torrens	✓ 8	✓
	08/08/09 (Sat)	14:50	Brighton Oval	✓ 21	Brighton vs Burnside	✓ 11	✓
	08/08/09 (Sat)	14:50	Patterson Reserve	✓ 13	East Torrens Payneham vs North Adelaide	✓ 7	✓
	08/08/09 (Sat)	18:45	Finsbury Lacrosse Field	✓ 12	Woodville vs Sturt	✓ 9	✓
13	15/08/09 (Sat)	14:50	Finsbury Reserve	✓ 6	West Torrens vs East Torrens Payneham	✓ 11	✓
	15/08/09 (Sat)	14:50	Gepps Cross	✓ 10	North Adelaide vs Glenelg	✓ 14	✓
	15/08/09 (Sat)	14:50	Miller Reserve	✓ 20	Burnside vs Woodville	✓ 14	✓
	15/08/09 (Sat)	14:50	Women's Memorial Playing Fields	✓ 6	Sturt vs Brighton	✓ 24	✓
14	22/08/09 (Sat)	14:30	Finsbury Lacrosse Field	✓ 5	East Torrens Payneham vs Brighton	✓ 14	✓
	22/08/09 (Sat)	14:30	Finsbury Reserve	✓ 8	West Torrens vs Burnside	✓ 19	✓
	22/08/09 (Sat)	14:50	Women's Memorial Playing Fields	✓ 3	Sturt vs North Adelaide	✓ 13	✓
	22/08/09 (Sat)	16:45	Finsbury Lacrosse Field	✓ 8	Glenelg vs Woodville	✓ 19	✓

This fixture proudly brought to you by the Lacrosse SA and www.sportingpulse.com

29/8 ✓ Burn 6 -v- ✓ ETP 12
✓ GLG 13 -v- ✓ WDV 14

5/9 ✓ GLG 9 -v- ✓ ETP 11
BR -v- WDV.

PREM.
12/9 ✓ WDV 11 -v- ✓ ETP 10

http://www.sportingpulse.com/nf/rpt_fixture.cgi?fixture_type=2&client=1-2638-0-85148... 29/08/09

GRAND FINAL.
19/9 BR 21 -v- ✓ WDV 10

VELOCITY MEN'S LEAGUE 2009

Season Fixture (Velocity Men's League 2009)

RND	DATE	TIME	VENUE/COURT	Score Sheets	Scores	HOME TEAM	AWAY TEAM	Score Sheets	SCORES	NOTES
NORMAL SEASON										
1	25/04/09 (Sat)	14:50	Findon Oval	✓	6	Woodville	vs Brighton	✓	19	✓
	26/04/09 (Sun)	14:50	Barratt Reserve	✓	19	Glenelg	vs East Torrens Payneham	✓	9	✓
	26/04/09 (Sun)	14:50	Gepps Cross	✓	9	North Adelaide	vs West Torrens	✓	10	✓
	26/04/09 (Sun)	14:50	Miller Reserve	✓	12	Burnside	vs Sturt	✓	6	✓
2	02/05/09 (Sat)	14:50	Brighton Oval	✓	24	Brighton	vs North Adelaide	✓	10	✓
	02/05/09 (Sat)	14:50	Findon Oval	✓	19	Woodville	vs West Torrens	✓	8	✓
	02/05/09 (Sat)	14:50	Miller Reserve	✓	10	Burnside	vs Glenelg	✓	17	✓
	02/05/09 (Sat)	14:50	Women's Memorial Playing Fields	✓	11	Sturt	vs East Torrens Payneham	✓	8	✓
3	09/05/09 (Sat)	14:30	Finsbury Lacrosse Field	✓	6	West Torrens	vs Sturt	✓	7	✓
	09/05/09 (Sat)	14:50	Barratt Reserve	✓	12	Glenelg	vs Brighton	✓	20	✓
	09/05/09 (Sat)	14:50	Patterson Reserve	✓	14	East Torrens Payneham	vs Woodville	✓	19	✓
	09/05/09 (Sat)	16:45	Finsbury Lacrosse Field	✓	14	North Adelaide	vs Burnside	✓	13	x
4	16/05/09 (Sat)	14:50	Barratt Reserve	✓	15	Glenelg	vs Sturt	✓	9	✓
	16/05/09 (Sat)	14:50	Finsbury Reserve	✓	4	West Torrens	vs Brighton	✓	22	✓
	16/05/09 (Sat)	14:50	Gepps Cross	✓	13	North Adelaide	vs Woodville	✓	15	✓
	16/05/09 (Sat)	14:50	Miller Reserve	✓	14	Burnside	vs East Torrens Payneham	✓	8	✓
5	23/05/09 (Sat)	14:50	Finsbury Reserve	✓	4	West Torrens	vs Glenelg	✓	16	✓
	23/05/09 (Sat)	14:50	Miller Reserve	✓	10	Burnside	vs Brighton	✓	13	✓
	23/05/09 (Sat)	14:50	Women's Memorial Playing Fields	✓	9	Sturt	vs Woodville	✓	19	✓
	23/05/09 (Sat)	18:45	Finsbury Lacrosse Field	✓	12	North Adelaide	vs East Torrens Payneham	✓	14	✓
6	30/05/09 (Sat)	14:50	Barratt Reserve	✓	13	Glenelg	vs North Adelaide	✓	7	✓
	30/05/09 (Sat)	14:50	Brighton Oval	✓	16	Brighton	vs Sturt	✓	8	✓
	30/05/09 (Sat)	14:50	Findon Oval	✓	14	Woodville	vs Burnside	✓	11	✓
	30/05/09 (Sat)	14:50	Patterson Reserve	✓	10	East Torrens Payneham	vs West Torrens	✓	1	✓
7	13/06/09 (Sat)	14:50	Brighton Oval	✓	13	Brighton	vs East Torrens Payneham	✓	12	✓
	13/06/09 (Sat)	14:50	Findon Oval	✓	9	Woodville	vs Glenelg	✓	13	✓
	13/06/09 (Sat)	14:50	Miller Reserve	✓	16	Burnside	vs North Adelaide	✓	14	✓
	13/06/09 (Sat)	14:50	Women's Memorial Playing Fields	✓	9	Sturt	vs West Torrens	✓	10	✓
8	20/06/09 (Sat)	14:50	Brighton Oval	✓	13	Brighton	vs Woodville	✓	10	✓
	20/06/09 (Sat)	14:50	Finsbury Reserve	✓	4	West Torrens	vs North Adelaide	✓	12	✓
	20/06/09 (Sat)	14:50	Patterson Reserve	✓	6	East Torrens	vs Glenelg	✓	10	✓

Grand
Final

Grand Final

1st Named Team Brighton 2nd Named Team Woodville

LSA No.	No.	Initials	Surname (In Alphabetical Order)	Penal	Assist	Goals				Total	LSA No.	No.	Initials	Surname (In Alphabetical Order)	Penal	Assist	Goals				Total				
						1	2	3	4								1	2	3	4					
	22	A	CARTER	1	111	1				2-3		33	M	AGOSTINELLI	1			1			2				
	15	D	D'AGNES	1	1		1			1-1		20	J	EDWARDS											
	16	B	EDWARDS									32	A	FELEPPA (1)				1	1	1	3				
	5	C	FINNERTY		11			1		1-2		24	A	GLASS	1										
	9	T	FREEMAN (4)			1	1	1	1	6-0		7	S	GUERIN											
	10	S	GILBERT (2)			1				1-0		6	J	INGE (4)	1			1		1	2				
	6	R	HAMILTON									22	P	INGE (2)		1				1	1				
	21	JAA	MACKINNON (5)									21	L	OSWALD	2										
	18	JAS	MACKINNON	1								16	J	PANGRAZIO	1	1									
	23	M	MANGAN	1		1	1			3-0		3	M	SANTI											
	19	L	PERHAM (3)	1	1	1	1			3-0		5	C	SCHICKER (5)											
	20	W	PICKETT (3)	1			1	1	1	4-0		1	J	SMITH				1			1				
	4	T	RAYMOND									2	J	WHINNEN (3)	1	1					1				
	2	B	TWIGGS		1							45	P	ZAMMIT	1										
	17	J	WOODFORD	1								20	A	CARDWELL											
										Totals		7				3				6		5		21	
										Totals		1				3				1		5		10	

Won by Brighton
 Signified Correct...
 1st Named Team Brighton
 2nd Named Team Woodville

Umpires/Referees
 Signature [Signature] Name M. Polden Club _____
 Signature [Signature] Name M. [unclear] Club _____
 Signature [Signature] Name D. [unclear] Club _____

Score 21 to 10 # 5

Officials Report

Score: _____
 Time: _____
 Correct Starting Time: _____
 Corrected Unfairness: _____
 Comments: _____

J. K. [unclear] BMS RETALLICK

1st Named Team Brighton 2nd Named Team Woodville

LSA No.	No.	Initials	Surname (In Alphabetical Order)	Penal	Assist	Goals				Total	LSA No.	No.	Initials	Surname (In Alphabetical Order)	Penal	Assist	Goals				Total																		
						1	2	3	4								1	2	3	4																			
	22	A	Carter	T	1					1/3	33	M	Agostinelli								2																		
	15	D	D'Agnes	T						1	20	J	Edwards																										
	16	B	Edwards								32	A	Felleppa ①								3																		
	5	C	Finneerty		1					1/2	24	A	Glass	T																									
	9	T	Freeman							1/6	7	S	Guerin																										
	10	S	Gilbert							1	6	J	Inge ④	T							2																		
	6	R	Hampton								22	P	Inge ②		1						1/1																		
	21	Jas	MacKinnon								21	L	Oswald	2																									
	18	Jas	MacKinnon	T							16	J	Pangrazio		1						0/1																		
	23	M	Mangan	T						3	3	M	Sant																										
	19	L	Perham							3	5	C	Schieker ⑤																										
	20	W	Pickett							4	1	J	Smith																										
	4	T	Raymond								2	J	Whinner ③	T							1																		
	2	B	Twigg							0/1	45	P	Zammit		1																								
	17	J	Woodford								26	A	Caldwell																										
										Totals 7365201																				Totals 131510									

Won by Brighton
 Signified Correct...
 1st Named Team Brighton
 2nd Named Team Richardson

Umpires/Referees
 Signature [Signature] Name M. Palden Club _____
 Signature [Signature] Name [Signature] Club _____
 Signature [Signature] Name [Signature] Club _____
 D. Eyre B. M. S. RETALLICK

Officials Report

Referee: Yes No
 Time Clock: Yes No
 Green Card: Yes No
 Yellow Card: Yes No
 Red Card: Yes No
 Correct Starting Time: Yes No
 Correct Uniforms: Yes No
 Comment: _____

Coach's Rating: _____
 Name: _____
 Club: _____
 Signature: _____

Preliminary

Final

Prelim Final

1st Named Team WOODVILLE

2nd Named Team EAST TORRENS PAYNEHAM

LSA No.	No.	Initials	Surname (In Alphabetical Order)	Penal	Assist	Goals				Total	LSA No.	No.	Initials	Surname (In Alphabetical Order)	Penal	Assist	Goals				Total
						1	2	3	4								1	2	3	4	
	38	M	AGOSTINELLI	T					2		16	M	BROWN								
	20	A	CARDWELL								9	N	BROWN	T							
	32	A	FELEPPA								8	K	DEW OMER								3
	24	A	GLASS	T							31	T	GALE (4)								
	7	S	GUERIN						1		11	SC	GILL (1)								3
	6	J	INGE						3		27	S	GILL								
	22	P	INGE	T							5	C	KIRTON (5)	TT							
	16	J	PANGRAZIO						1		18	R	PEARCE								1
	3	M	SANTI						4		12	S	PETERSEN	TT							
	5	C	SCHICKER								17	D	PLATT								2
	1	J	SMITH								6	T	POLAND								
	2	J	WHINNEN								4	T	PRINGLE								
	15	B	ZAMMIT								1	G	STEELE (3)	2							1
	45	D	ZAMMIT	2							37	S	VICKERY (3)								
	4	M	DYAN								10	T	VICKERY (2)								
						Totals 4 1 2 4 11										Totals 1 3 2 4 10					

Time Outs

Time Outs

Won by WOODVILLE

Umpires/Referees

Score 11 to 10

Signified Correct

Signature [Signature]

Name Campbell

Club _____

1st Named Team [Signature]

Signature [Signature]

Name [Signature]

Club _____

2nd Named Team [Signature]

Signature [Signature]

Name Vicker

Club _____

Officials Report

Score:

Time Clock:

Green Card:

Yellow Card:

Red Card:

Control Timing:

Control Unfair:

Comments: _____

Control Timing:

Control Unfair:

Comments: _____

1st Named Team WOODVILLE

2nd Named Team EAST TERRACES PATNEHAM

LSA No.	No.	Initials	Surname (In Alphabetical Order)	Penal	Assist	Goals				Total	LSA No.	No.	Initials	Surname (In Alphabetical Order)	Penal	Assist	Goals				Total
						1	2	3	4								1	2	3	4	
391	33	M	AGOSTINELLI	T	1			11	2		16	M	BROWN								
1328	20	A	CARDWELL	11							9	N	BROWN	T							
116	J	EDWARDS									8	K	DEW OTTER	T			1	1			3
1331	32	A	FELEPPA								31	T	FALE	T							
4079	24	A	GLASS	T							11	SO	GILL		1		1	1	1		3
1336	7	S	GVERIN		1			1	1		27	SI	GILL								
1343	6	J	INBE		1		1	1	1	3	5	K	KIRTON	TT	1						
2535	22	P	INBE	T							18	R	PEARCE								
1347	16	J	PANFRA 210		1		1		1		12	S	PETERSON							1	1
1352	3	M	SANTI			111	1		4		17	D	PLATT	T							
1354	5	C	SCHICKER	1							6	T	POLAND								112
1355	1	J	SMITH								4	T	PRINGLE								
2682	2	J	WHINNEN								1	G	STEELE	27	1				1		1
1363	15	B	ZAMMIT								37	S	VICKERY								
1364	4 ^S	P	ZAMMIT		2						10	T	VICKERY	1							
	4	M	RYAN																		
						Totals 4 1 2 4 11										Totals 1 3 2 4 10					

Officials Report

REFEREES
 Referee: Pen: Ass:
 Referee: Pen: Ass:

Time Clock
 Ref: Pen:

Green Card
 Ref: Pen:

Yellow Card
 Ref: Pen:

Red Card
 Ref: Pen:

Correct Starting Time
 Ref: Pen:

Correct End Time
 Ref: Pen:

Comments

Conclude Meeting
 Ref: Pen:

Won by WOODVILLE

Signified Correct..

1st Named Team WOODVILLE

2nd Named Team EAST TERRACES PATNEHAM

White Copy to REGISTRAR Blue Copy to CLUB Yellow Copy to UMPIRES/REFEREES

Umpires/Referees

Signature [Signature]

Signature [Signature]

Signature [Signature]

Score 11 to 10

Name Campbell Club WOODVILLE

Name M. Campbell Club WOODVILLE

Name Peter Vickery Club WOODVILLE

M. Campbell

1st Named Team GLENELG

2nd Named Team EAST TORRENS PAYNEHAM

LSA No.	No.	Initials	Surname (In Alphabetical Order)	Penal	Assist	Goals				Total	LSA No.	No.	Initials	Surname (In Alphabetical Order)	Penal	Assist	Goals				Total
						1	2	3	4								1	2	3	4	
	7	R	ALLFORD						1		16	M	BROWN								
	13	N	BOLTON								9	N	BROWN (3)								1
	12	R	CUNNINGHAM								8	K	DEW OTTER								1
	13	R	GRANT	1					2		31	T	GALE (1)								2
	2	D	GREENHALGH	1	"						11	SC	GILL (2)								3
	10	J	HINDS								27	SI	GILL								
	9	L	KEESING	2					1		5	CS	KIRTON	"							
	8	M	LANGLEY								18	R	PEARCE (5)								2
	11	C	MORTIMER								12	S	PETERSEN								
	1	S	MORTIMER	1							17	D	PLATT	"							
	33	DA	NANGLE								6	T	POLAND								
	16	Dy	NANGLE								4	T	PRINGLE								
	6	S	ROSS	1	"		1	"	4		1	G	STEELE	1		"					2
	4	C	SAPARONIC								37	S	VICKERY								
	17	N	WENT								10	T	VICKERY (4)								
Time Outs <input checked="" type="checkbox"/>						Totals 3 - 2 4 9					Time Outs <input checked="" type="checkbox"/>						Totals 2 2 3 4 11				

Officials Report

Scorers
 1st Team Yes No
 2nd Team Yes No

Time Clock
 Yes No

Green Card
 Yes No

Yellow Card
 Yes No

Red Card
 Yes No

Correct Starting Time
 Yes No

Correct Uniforms
 1st Team Yes No
 2nd Team Yes No

Comments

Coaches' Voting
 Most Valuable Player (Senior & U17 Grades Only)

1. Name _____ Club _____ No. _____
 2. Name _____ Club _____ No. _____
 3. Name _____ Club _____ No. _____

(Both Coaches to sign)
 Name _____ Club _____
 Signature _____
 Name _____ Club _____
 Signature _____

Won by ETP
 Signified Correct...
 1st Named Team GLENELG
 2nd Named Team EAST TORRENS PAYNEHAM

Umpires/Referees
 Signature D. Campbell Name D. Campbell Club _____
 Signature M. Balden Name M. Balden Club _____
 Signature B. Peak Name B. Peak Club _____
 Signature S. Retallick Name S. Retallick Club _____

Score 11 to 9

Semi
Final

Semi Final

1st Named Team BURNSIDE

2nd Named Team EAST TORRENS PAYNEHAM

LSA No.	No.	Initials	Surname (In Alphabetical Order)	Penal	Assist	Goals				Total	LSA No.	No.	Initials	Surname (In Alphabetical Order)	Penal	Assist	Goals				Total
						1	2	3	4								1	2	3	4	
	1	A	MUNROE	T							16	M	BROWN	T							
	7	P	MARSHALL		"				2		9	N	BROWN	TT							
	8	K	SANDLON								8	K	DEW OTER (5)			"		"			4
	10	C	KOSTESKY	T							31	T	GALE (1)								1
	12	C	DINDLER				"		1		11	SC	GILL								
	18	N	MUXLOW	T							27	Si	GILL								
	24	B	MARTIN	"							5	C	KIRTON (11)								
	23	O	BROADBRIDGE	T			"		1		18	R	PEARCE								
	27	B	MUXLOW	"							12	S	PETERSEN (2)					"	"		3
	30	C	KEATING	TT							17	D	PLATT	T							
	32	S	CONNELY	T			"		1		6	T	POLAND								1
	44	W	LITCHFIELD	"							4	T	PRINGLE								
	15	J	HEMPHILL								1	G	STEELE (3)	TT	"		"	"			2
	78	C	CROWER	T							37	S	VICKERY	T							
	14	S	BROOKES	"			"		1		10	⊖	VICKERY								
																					1
										KNOCKED-IN											
Time Outs				Totals 2 - 22 6							Time Outs				Totals 1 9 3 3 12						

Officials Report

Scorers: 1st Team: Yes No 2nd Team: Yes No

Time Clock: Yes No

Green Card: Yes No

Yellow Card: Yes No

Red Card: Yes No

Correct Short and Tackle: Yes No

Correct Offside: Yes No

Comments:

Coaches Meeting: Yes No

Club: _____

Signature: _____

Won by ETP Umpires/Referees Score 12 to 6

Signified Correct... Signature _____ Name _____ Club _____

1st Named Team Signature _____ Name S RETALICK Club _____

2nd Named Team Signature _____ Name J KUPLOK Club _____

1st Named Team GLENELG

2nd Named Team WOODVILLE

LSA No.	No.	Initials	Surname (In Alphabetical Order)	Penal	Assist	Goals				Total	LSA No.	No.	Initials	Surname (In Alphabetical Order)	Penal	Assist	Goals				Total			
						1	2	3	4								1	2	3	4				
1365	7	R	ALLFORD								33	M	AGOSTINELLI								2			
1371	13	N	BOLTON								20	J	EDWARDS											
1381	12	R	CUNNINGHAM								32	A	FERLAPA											
4571	18	R	GRANT (5)						1		24	A	GLASS											
1393	2	P	GREENHALGH						1		7	S	GUERIN								2			
2173	10	J	HINDS						1		6	J	INGE								2			
4070	9	L	KEESING						1		22	P	INGE											
1413	11	C	MORTIMER (4)								21	L	OSWALD											
1416	1	S	MORTIMER (2)						2		16	J	PANGRAZIO								3			
1419	3	N	MORTON						2		3	M	SANTI								5			
1423	16	DY	NANGLE								5	C	SCHICKER											
1428	6	S	ROBS (3)						4		1	J	SMITH											
2012	8	B	ROBINSON						1		2	J	WHIMMEN											
4101	4	C	SARAROWIC								15	B	ZAMMIT											
1450	17	M	WENT								45	P	ZAMMIT											
										Time Outs						Totals				4	3	2	4	13
										Time Outs						Totals				2	4	3	5	14

Won by WOODVILLE

Signified Correct...

1st Named Team GLENELG

2nd Named Team WOODVILLE

White Copy to REGISTRAR Blue Copy to CLUB Yellow Copy to UMPIRES/REFEREES

Umpires/Referees

Signature [Signature]

Signature [Signature]

Signature [Signature]

Score 14 to 13

Name M. O'NEILL

Name P. VICKERS

Name Brian O'NEILL

Club _____

Club _____

Club _____

Officials Report

Scorers
 1st Team No. 2nd Team No.
 1st Team No. 2nd Team No.

Time Clock
 No. No.

Green Card
 No. No.

Yellow Card
 No. No.

Red Card
 No. No.

Correct Starting Time
 No. No.

Correct Attendance
 No. No. No. No.

Comments

Corrected Starting Time
 No. No. No. No.

Corrected Attendance
 No. No. No. No.

Qual Final

1st Named Team Woodville

2nd Named Team Glennelg (Black Hawks)

LSA No.	No.	Initials	Surname (In Alphabetical Order)	Penal	Assist	Goals				Total	LSA No.	No.	Initials	Surname (In Alphabetical Order)	Penal	Assist	Goals				Total	
						1	2	3	4								1	2	3	4		
	33	M	Agostinelli		1					2/2		7	R	ALLford	1							
	20	J	Edwards									13	N	Bolton								
	32	A	Feleppa									12	R	Cunningham								
	24	A	Glass									18	R	Grant								1
	7	S	Guerin (2)							2		2	P	Greenhalgh								1
	6	J	Inge (5)							1/2		10	J	Hinds								1
	22	P	Inge (1)									9	L	Keering								1
	21	L	Oswald									11	C	Moertimer								
	16	J	Panzarino (4)							4/1		1	S	Moertimer								2
	3	M	Sant (3)							5/1		3	N	Maerton								2
	5	C	Schicker									16	D	Wangle								
	1	J	Smith									6	S	Robb								4/1
	2	J	Whinnen									8	B	Robinson								1
	15	B	Zammit									4	C	Salarovic								
	45	P	Zammit									17	H	Went								
			Paul																			
Time Outs						Totals					Time Outs						Totals					
						2 4 3 5 14											4 3 2 4 13					

Officials Report

Scorers
 1st Team Yes No
 2nd Team Yes No

Time Clock
 Yes No

Green Card
 Yes No

Yellow Card
 Yes No

Red Card
 Yes No

Correct Starting Time
 Yes No

Correct Uniforms
 1st Team Yes No
 2nd Team Yes No

Comments

Coaches' Voting
 Most Valuable Player
 (Senior & U17 Grades Only)

1. Name.....
 Club..... No.....

2. Name.....
 Club..... No.....

3. Name.....
 Club..... No.....

(Both Coaches to sign)
 Name..... Club.....
 Signature.....
 Name..... Club.....
 Signature.....

Won by Woodville
 Signified Correct...
 1st Named Team M. Richardson
 2nd Named Team [Signature]

Umpires/Referees
 Signature [Signature] Name Mick... Club ...
 Signature [Signature] Name P. Vickery Club ...
 Signature [Signature] Name Brian... Club ...

Score 14 to 13

Round 14

Round 14

1st Named Team EAST TORRENS PAYNEHAM

2nd Named Team BRIGHTON

LSA No.	No.	Initials	Surname (In Alphabetical Order)	Penal	Assist	Goals				Total	LSA No.	No.	Initials	Surname (In Alphabetical Order)	Penal	Assist	Goals				Total				
						1	2	3	4								1	2	3	4					
	16	M	BROWN (2)								19	D	D'AGNES								1				
	9	N	BROWN (4)								16	B	EDWARDS												
	8	K	DEW OTER						1		5	C	FREEMAN								2				
	31	T	GALE						1		9	T	FREEMAN								2				
	11	SC	GILL (5)								10	S	GILBERT												
	27	SI	GILL								21	JAR	MACKINNON (2)												
	33	P	GRAY								18	JAS	MACKINNON												
	13	C	KIRTON								23	M	MANGAN								5				
	18	R	PEARCE								19	L	PERHAM								2				
	12	S	PETERSEN						2		20	W	PICKETT								1				
	6	T	POLAND								7	E	LOK								1				
	4	T	PRINGLE								4	T	RAYMOND												
	1	G	STEELE						1		2	B	TWIGGS (1)												
	37	S	VICKERY (3)								17	J	WOODFORD												
	10	T	VICKERY (1)								1	H	WALPOLE												
Time Outs <u>NN</u>						Totals 1 2 2 0 5				Time Outs <u>NI</u>						Totals 3 2 4 5 14									

Won by BRIGHTON

Signified Correct...

1st Named Team John Smith

2nd Named Team John Doe

Umpires/Referees

Signature [Signature]

Signature [Signature]

Signature [Signature]

Score 5 to

Name My. O'Connell

Name Ben Beal

Name M. Bondell

Club

Club

Club

Officials Report

Referee: Yes No

Time Clock: Yes No

Green Card: Yes No

Yellow Card: Yes No

Red Card: Yes No

Correct Starting Time: Yes No

Correct Equipment: Yes No

Comments:

Couchee Voting:

1st Named Team OLENELE

2nd Named Team

LSA No.	No.	Initials	Surname (In Alphabetical Order)	Penal	Assist	Goals				Total	LSA No.	No.	Initials	Surname	Penal	Assist	Goals				Total								
						1	2	3	4								1	2	3	4									
1365	7	R	ALLFORD							3916	33							1	1	1	1	6							
1371	13	N	BOLTON	T						116	20																		
1381	12	R	CUNNINGHAM	I						1331	30																		
4071	15	R	GRANT	T						4079	24																		
1393	2	P	GREENHLASH			1		1	2	1336	7		GUERIN	T							1	1							
2173	10	J	HINDS	T			1		1	1343	6	J	INGE							1	1	1							
1470	9	L	KEESING	T						2535	22	P	INSE							1	1	1							
2340	18	M	LANGLEY	T	1					3301	21	L	OSWALD																
143	11	C	MORTIMER							1352	9	M	SANTI	T						1		2							
1416	1	S	MORTIMER	I		1	1	1	3	1354	5		SCHICKER																
1419	3	N	MORTON	I		1			1	1355	1	J	SMITH																
1423	16	Dy	NANGLE							2682	2	J	WHINNEN								1	1							
1428	6	S	ROBB					1	1	1363	15	B	ZAMMIT																
4401	4	C	SAFAROUIC	I						1364	45	P	ZAMMIT																
1450	17	N	LENT	I						1347	16	J	PANGRAZIO							1		9							
										1350	9	G	PAULL																
						Totals				1	2	2	3	8							Totals				5	4	5	5	19

Lacrosse SA
 Can you "audit"
 B grade man standings
 Brighton should be
 minor premiers by
 Percentage
 Re...
 (3)
 MASS

Officials Report

Scorers
 1st Team Yes No
 2nd Team Yes No

Time Clock
 Yes No

Green Card
 Yes No

Yellow Card
 Yes No

Red Card
 Yes No

Correct Starting Time
 Yes No

Correct Uniforms
 1st Team Yes No
 2nd Team Yes No

Comments

Coaches Voting
 Most Valuable Player
 (Senior & U17 Grades Only)

1. Name.....
 Club.....No.....

2. Name.....
 Club.....No.....

3. Name.....
 Club.....No.....

(Both Coaches to sign)
 Name.....Club.....
 Signature.....
 Name.....Club.....
 Signature.....

Won by WOODVILLE
 Signified Correct...
 1st Named Team
 2nd Named Team

Umpires/Referees
 Signature [Signature] Name M. Palden Club
 Signature [Signature] Name Campbell Club Big Bertha
 Signature [Signature] Name Vickery Club
[Signature] Name M BENDALE

Round 13



Round 13

1st Named Team

WEST TORRENS

2nd Named Team

EAST TORRENS PAYNEHAM

LSA No.	No.	Initials	Surname (In Alphabetical Order)	Penal	Assist	Goals				Total	LSA No.	No.	Initials	Surname (In Alphabetical Order)	Penal	Assist	Goals				Total
						1	2	3	4								1	2	3	4	
	11	C	Eddy								16	M	Brown								
	12	L	Little								9	N	Brown	T							
	1	R	Smissen								8	K	Don otter								
	8	A	Hansford								31	T	Gale	T							
	21	B	Gormley								11	Sc	Gill								
	6	J	Harley								27	Si	Gill								
	27	J	Clark								33	P	Gray								
	39	J	Paige								15	C	Kinton								
	17	M	Harley								18	R	Pearce								
	13	D	Johnson								12	S	Peterson								
	36	C	Johnson								6	T	Poland								
	22	T	Macdonald								4	T	Pringle								
	40	D	SLaun								1	G	Steele								
	9	J	D'Addino								37	S	Vickery								
											10	T	Vickery								
										 											
Time Outs <u>1/1</u>										Time Outs <u>1/1</u>											
Totals <u>3</u> - - <u>3</u> <u>6</u>										Totals <u>5</u> <u>1</u> <u>2</u> <u>3</u> <u>11</u>											

Officials Report

Scorers
1st Team Yes No
2nd Team Yes No

Time Clock
Yes No

Green Card
Yes No

Yellow Card
Yes No

Red Card
Yes No

Correct Starting Time
Yes No

Correct Uniforms
1st Team Yes No
2nd Team Yes No

Comments

Coaches' Voting
Most Valuable Player (Senior & U17 Grades Only)
1. Name N Brown
Club ETP No. 9
2. Name B Gormley
Club WT No. 21
3. Name R Pearce
Club ETP No. 18
(Both Coaches to sign)
Name M Harley
Signature [Signature]
Name V Vickery Club ETP
Signature [Signature]

Won by ETP

Signified Correct...

1st Named Team

2nd Named Team

Umpires/Referees

Signature [Signature]

Signature [Signature]

Signature [Signature]

Score 11 to 6

Name M. Polden Club [Club]

Name R. Morrison Club [Club]

Name H. Thyssen Club [Club]

1st Named Team STURT

2nd Named Team BRIGHTON

LSA No.	No.	Initials	Surname (In Alphabetical Order)	Penal	Assist	Goals				Total	LSA No.	No.	Initials	Surname (In Alphabetical Order)	Penal	Assist	Goals				Total
						1	2	3	4								1	2	3	4	
	22	W	COSTA								22	A	CARTER	4							4
	49	C	DEMELO								4	D	D'AGNES								1/2
	26	R	FALLOON								16	B	EDWARDS								4/3
	41	T	FALLOON								5	C	FINNERTY								5/3
	34	M	FORBES								9	T	FREEMAN	1							3/1
	6	N	GELE						1/0		10	S	GILBERT								
	8	P	KERNAGHAN								21	JAR	MACKINNON	3							
	29	J	KIRKWOOD								18	JAS	MACKINNON								5/1
	14	R	MCAULEY								23	M	MANGAN	2							2/2
	12	B	MCGUINNESS								19	L	PERHAM								
	47	A	PAULHUS								15	T	RAYMOND								
	3	A	STONE						3/0		2	B	TNIGGS								6/1
	33	R	STONE								17	J	WOODFORD	5							3/1
	7	C	STEFFE								7	E	LOK								
	19	N	WAPPER						2/0												
						Totals				2 0 3 1 6							Totals				3 7 4 10 24

Time Outs 1

Time Outs 1

Won by BRIGHTON

Umpires/Referees

Score 24 to 6

Signified Correct...

Signature [Signature] Name Cam [Signature] Club _____

1st Named Team M. [Signature]

Signature [Signature] Name Bryan Peak Club _____

2nd Named Team [Signature]

Signature [Signature] Name D. [Signature] Club _____

Officials Report

Time Clock: Yes No

Green Card: Yes No

Yellow Card: Yes No

Red Card: Yes No

Correct Starting Tank: Yes No

Correct Unattended: Yes No

Comments:

Copier: Yes No

1st Named Team

Burnside

2nd Named Team

Woodville

LSA No.	No.	Initials	Surname (In Alphabetical Order)	Penal	Assist	Goals				Total	LSA No.	No.	Initials	Surname (In Alphabetical Order)	Penal	Assist	Goals				Total
						1	2	3	4								1	2	3	4	
	1	A	Munroe	"						3916	33	M	Agostinelli (2)				"				4
	7	P	Marshall		"	1			3	1331	32	A	Deleppa (1)							"	4
	8	K	Sandow							4071	24	A	Glass								
	10	C	Kosteky							1336	7	S	Guerin		"						2
	12	C	Dindler					"	5	1343	6	J	Inge								1
	14	S	Brooks	"	"				1	2535	22	P	Inge	"	"					"	2
	18	N	Muxlow						2	1347	16	J	Pangrazio								
	22	S	Dawson						1	2648	12	T	Phib								
	24	B	Martin						1	1354	5	G	Schicker								
	25	C	Semmler							1355	1	J	Smith								
	27	B	Muxlow	"						2262	00	L	Southwell (5)								1
	30	C	Keating					"	3	2682	2	J	Whinnen								
	32	S	Connelly					"	4	1363	15	B	Zammit (4)								
	44	W	Litchfield							1364	45	P	Zammit	"	"						
	15	J	Hemphill							116	5	J	Edwards (3)								
												G	Paul (1)								
										Totals 24 23 14											

Time Outs

Totals 5 5 6 5 20

Time Outs

Totals 24 23 14

Won by Burnside

Umpires/Referees

Score 20 to 14

Signified Correct... Burnside

Signature [Signature]

Name MICHAEL

Club [Blank]

1st Named Team Woodville

Signature [Signature]

Name P. LICKERY

Club [Blank]

2nd Named Team Woodville

Signature [Signature]

Name JR BOGARD

Club CLUB

Officials Report

SCORERS
 1st Team: Yes No
 2nd Team: Yes No

Time Clock
 Yes No

Green Card
 Yes No

Yellow Card
 Yes No

Red Card
 Yes No

Correct Starting Time
 Yes No

Correct Uniforms
 1st Team: Yes No
 2nd Team: Yes No

Currents/Notes

Captain's Voting
 1st Team: Yes No
 2nd Team: Yes No

1st Team: M. Muxlow
 2nd Team: B. C. [Blank]
 3rd Team: [Blank]
 4th Team: [Blank]
 5th Team: [Blank]
 6th Team: [Blank]
 7th Team: [Blank]
 8th Team: [Blank]
 9th Team: [Blank]
 10th Team: [Blank]

1st Named Team NORTH ADELAIDE 2nd Named Team GLENELG

LSA No.	No.	Initials	Surname (In Alphabetical Order)	Penal	Assist	Goals				Total	LSA No.	No.	Initials	Surname (In Alphabetical Order)	Penal	Assist	Goals				Total
						1	2	3	4								1	2	3	4	
	42	B	ALFORD						1		7	R	ALFORD	IT						1	
	1	C	BARKER (1)								13	N	BOLTON (3)	"							
	18	B	CHARLES								12	R	CUNNINGHAM (5)								
	12	R	GASPARI						10			R	GRANT								
	10	B	HANCOCK								10	J	HINDS (1)						4		
	27	A	KILFORD								9	L	KEESING (2)						3		
	13	S	KILFORD (4)	T					1		18	M	LANGLEY						1		
	2	R	LAWRENCE	T							11	C	MORTIMER	IT							
	4	J	WELKUNE						12		1	S	MORTIMER (4)	"					1		
	15	T	MORRIS (5)								3	N	MORTON						10		
	14	D	ROBERTSON (2)						5		16	D	NANGLE								
	3	B	SHELDON (3)						0		6	S	ROBB	#1					20		
	9	H	SWAINE								8	B	ROBINSON						10		
	17	N	TARCA								4	C	SAFAROWIC	T							
	22	N	TWISK						1		17	N	WENT								
						Totals 3 1 6 0 10								Totals 3 2 5 4 14							

Officials Report

Scorers
1st Team Yes No
2nd Team Yes No

Time Clock
Yes No

Green Card
Yes No

Yellow Card
Yes No

Red Card
Yes No

Correct Starting Time
Yes No

Correct Uniforms
1st Team Yes No
2nd Team Yes No

Comments

Coaches' Voting
Most Valuable Player (Senior & U17 Grades Only)

1. Name J. HINDS
Club GLE No. 10

2. Name E. BARKER
Club NALC No. 1

3. Name L. KEESING
Club GLE No. 9

(Both Coaches to sign)
Name S. MARSDEN Club NALC

Signature _____
Name _____ Club _____
Signature _____

Won by GLENELG Umpires/Referees [Signature] Score 14 to 10

Signified Correct... Signature _____ Name J. K. PLOKS Club _____

1st Named Team [Signature] Signature _____ Name S. RETALLICK Club _____

2nd Named Team [Signature] Signature _____ Name M. BONDALL Club _____

1st Named Team NORTH ADELAIDE 2nd Named Team GLENELG

LSA No.	No.	Initials	Surname (In Alphabetical Order)	Penal	Assist	Goals				Total	LSA No.	No.	Initials	Surname (In Alphabetical Order)	Penal	Assist	Goals				Total
						1	2	3	4								1	2	3	4	
42	B		ALFORD	T			1		1	1365	7	R	ALLFORD	1/1						1	
1	C		BARBER ⁽¹⁾							1371	13	N	BOLTON ⁽³⁾	1/1							
18	B		CHARLES	1						1381	12	R	CUNNINGHAM ⁽⁵⁾	1/1							
12	R		CASPARI	1	1		1		1	4071		R	GRANT								
10	B		HANCOCK							2173	10	J	HINDS ⁽¹⁾		1	1		1/1		4	
27	A		KILFORD							4070	9	L	KEESING ⁽²⁾		1		1/1			3	
13	S		KILFORD	T				1		2340	18	M	LANGLEY					1/1		1	
2	R		LAWRENCE	T						1413	11	C	MORTIMER	1/1							
4	J		LELINE	1/1/1	1/1		1		1	1416	1	S	MORTIMER ⁽⁴⁾	1/1						1	
15	T		MORRIS							1419	3	M	MORTON	1/1						1	
14	D		ROBERTSON			1	1/1/1		5	1423	16	D	HANGLE								
3	B		SHELDON	1						1428	6	S	ROBB	1	1			1/1		2	
9	H		SWAINE		1					2012	8	B	ROBINSON							1	
17	N		TARCA							4101	4	C	SAFAROWIC	1/1/1							
22	M		TWISK					1	1	1450	17	N	WENT								
Totals 3 1 6 0 10										Totals 3 2 5 4 14											

Won by GLENELG Umpires/Referees J. KIBLOK Score 14 to 10
 Signified Correct... Signature [Signature] Name J. KIBLOK Club [Club]
 1st Named Team [Signature] Signature [Signature] Name S RETALLICK Club [Club]
 2nd Named Team [Signature] Signature [Signature] Name M BODDALL Club [Club]

Officials Report

Referee: []
 Umpire: []
 Time Check: []
 Ground Card: []
 Yellow Card: []
 Red Card: []
 Correct Starting Time: []
 Correct Interval: []
 Comments: []

Round 12

Round 12

1st Named Team EAST TORRENS PAYNEHAM

2nd Named Team NORTH ADELAIDE

LSA No.	No.	Initials	Surname (In Alphabetical Order)	Penal	Assist	Goals				Total	LSA No.	No.	Initials	Surname (In Alphabetical Order)	Penal	Assist	Goals				Total						
						1	2	3	4								1	2	3	4							
	16	M	BROWN (4)								42	B	ALFORD														
	9	N	BROWN (2)								1	C	BARKER														
	8	K	DEV OTTER	T					4		12	R	GASPARI								1						
	31	T	GALE (3)						2		27	A	KILFORD														
	11	S	GILL (1)						3		4	J	LELEVNE								1						
	33	P	GRAY								2	R	LAWRENCE														
	13	C	KIRTON								7	L	ROBERTS								1						
	20	D	PALACTOS								14	D	ROBERTSON								1						
	18	R	PEARCE		III				1		3	B	SHELDON	II													
	12	S	PETERSEN								9	H	SWAINE														
	6	T	POLAND						2		24	C	TUCKER														
	4	T	PRINGLE						3		28	S	TUCKER	TT							1						
	1	G	SEEKLE						1		22	N	TWISK								1						
	37	S	VICKERY	T							10	B	HANCOCK	III							1						
	10	T	VICKERY								6	M	KLAWITTER	III													
	27	S	GILL (5)																								
						Totals					5	2	3	3	13							Totals	2	2	1	2	7

Time Outs

Time Outs

Won by ETP

Umpires/Referees

Score 13 to 7

Signified Correct...

Signature

Name J. KIPLOKS Club

1st Named Team

Signature

Name Brian Peak Club

2nd Named Team

Signature

Name HARRIE Club

Officials Report

Scorekeepers
 1st Team: Yes No
 2nd Team: Yes No

Time Clock
 Yes No

Green Card
 Yes No

Yellow Card
 Yes No

Red Card
 Yes No

Correct Starting Time
 Yes No

Correct Ballpins
 1st Team: Yes No
 2nd Team: Yes No

Comments

Coaches Meeting
 Yes No

1st Named Team E.T.P. 2nd Named Team NORTH ADELAIDE

LSA No.	No.	Initials	Surname (In Alphabetical Order)	Penal	Assist	Goals				Total	LSA No.	No.	Initials	Surname (In Alphabetical Order)	Penal	Assist	Goals				Total				
						1	2	3	4								1	2	3	4					
	16	M	BROWN								42	B	ALFORD (3)												
	9	N	BROWN								1	C	BARKER												
	8	K	DENOTTER	T					4		12	R	GASPARI (2)								1				
	31	T	GALE						2		27	A	KILFORD								10				
	11	S	GILL						3		4	J	LELEVINE												
	33	P	GRAY								2	R	LAWRENCE (5)												
	13	C	KIRTON								15	T	MORRIS												
	18	R	PEARCE								7	L	ROBERTS								1				
	12	S	PETERSEN						10		14	D	ROBERTSON								1				
	6	T	POLAND						2		3	B	SHELDON (1)												
	4	T	PRINGLE								9	H	SWAINE												
	1	G	STEELE						10		24	C	TUCKER								1				
	37	S	VICKERY	T							25	S	TUCKER	T											
	10	T	VICKERY								22	N	TWISK								1				
	27	S	GILL								10	B	HANCOCK (4)								2				
											6	M	KLAWITTER												
						Totals				52	33	13							Totals				22	12	7

Officials Report

Scorers
1st Team Yes No
2nd Team Yes No

Time Clock
Yes No

Green Card
Yes No

Yellow Card
Yes No

Red Card
Yes No

Correct Starting Time
Yes No

Correct Uniforms
1st Team Yes No
2nd Team Yes No

Comments

Coaches' Voting
Most Valuable Player (Senior & U17 Grades Only)

1. Name S. GILL
Club ETP No. 11

2. Name B. SHELDON
Club NALC No. 3

3. Name M. BROWN
Club ETP No. 9

(Both Coaches to sign)
Name [Signature] Club ETP
Signature [Signature]
Name _____ Club _____
Signature _____

Won by ETP Umpires/Referees [Signature] Score 13 to 7
 Signified Correct. Name J. KIPLOKS Club _____
 1st Named Team [Signature] Signature [Signature] Name Brian Peak Club _____
 2nd Named Team [Signature] Signature [Signature] Name HARRIS Club _____

1st Named Team Woodville

2nd Named Team Sturt

LSA No.	No.	Initials	Surname (In Alphabetical Order)	Penal	Assist	Goals				Total	LSA No.	No.	Initials	Surname (In Alphabetical Order)	Penal	Assist	Goals				Total								
						1	2	3	4								1	2	3	4									
	33	M	Agostinelli	1		1				1	327	22	W Costa (2)																
	32	A	Feleppa	1						1	2024	49	C deMello (2)																
	24	A	Glass								2034	26	M Falloon																
	7	S	Guerin	1						2	2035	41	T Falloon	1															
	6	J	Inge			1	1	1		3	2037	34	M Forbes (4)	2	1														
	22	P	Inge			1	1			4	2040	6	N Geve																
	21	L	Oswald								2184	8	P Kernaghan	1			1				1								
	16	J	Pangrazio		1					1	2185	29	J Kirkwood (3)				1	1			3								
	4	M	Ryan								2052	14	R McAuley (5)																
	3	M	Santi	1								47	A Paulhus (1)																
	5	C	Schicker								2069	3	A Stone																
	1	J	Smith								2070	33	R Stone				1	1			4								
	2	J	Whinnen								2068	7	C Steffe						1		1								
	15	B	Zammit								2966	19	N Wapper																
	14	P	Zammit																										
										Totals 2				Totals 2				Totals 2				Totals 2				Totals 2			

Officials Report

Scorers
 Referee
 Time Clock
 Green Card
 Yellow Card
 Red Card
 Game Starting Time
 Correct Uniforms
 Comments
 Coach's Rating

Won by Woodville
 Signified Correct...
 1st Named Team
 2nd Named Team Moderay

Umpires/Referees
 Signature
 Signature
 Signature

Score 12 to 9
 Name MICHAEL Club
 Name S. RETALICK Club
 Name M BONDALL Club

Round 11

Round 11



Report from Sturt Club 1/08/09 Date 11 Round 11 Grade League Males / Women

1st Named Team Sturt 2nd Named Team Glenelg

LSA No.	No.	Initials	Surname (In Alphabetical Order)	Penal	Assist	Goals				Total	LSA No.	No.	Initials	Surname (In Alphabetical Order)	Penal	Assist	Goals				Total
						1	2	3	4								1	2	3	4	
327	22	W	Costa							1365	7	R	Ailford	IT							2
2024	49	C	de Melo							1371	13	N	Bolton	I							
2034	26	M	Falloon							1381	12	R	Cunningham								
2036	31	Ma	Forbes						5'	4071	17	R	Grant								
2037	34	Mi	Forbes	T	I				1'	1393	2	P	Greenhalgh								
2040	6	N	Geve	I						2173	10	J	Hinds								
2184	8	P	Kernaghan							4070	9	L	Keessing		I						3'
2185	29	J	Kirkwood	IT	I				2'	2340	5	M	Langley								
2052	14	R	McAuley							413	11	C	Mortimer								3'
2053	12	B	McGuinness							416	1	S	Mortimer	T							3
	47	A	Paulhus							419	3	N	Morton								3
2069	3	A	Stone							1423	16	D	Nangle	I							3'
2070	33	R	Stone						2	1423	6	S	Robb								2
2068	17	C	Steffe							2012	8	B	Robinson		I						2
2966	19	N	Wapper						2'	4101	4	C	Safarowic	IT							
<i>[Signature]</i>										<i>[Signature]</i>											
Time Outs <input checked="" type="checkbox"/>										Time Outs <input checked="" type="checkbox"/>											
Totals 4 4 1 3 12										Totals 3 3 7 3 16											

Won by Glenelg Umpires/Referees Score 16 to 12
 Signified Correct... Name Mr. Falden Club _____
 1st Named Team M. Dwyer Signature _____ Name B. Peak Club _____
 2nd Named Team _____ Signature _____ Name _____ Club _____

White Copy to REGISTRAR Blue Copy to CEUB Yellow Copy to UMPIRES/REFEREES

Officials Report

Approved
 1st Team Yes No
 2nd Team Yes No

Time Clock Yes No

Green Card Yes No

Yellow Card Yes No

Red Card Yes No

Correct Starting Time Yes No

Correct Uniforms Yes No

Comments _____

Correct Timing Yes No

Correct Player Names Yes No

Correct Initials Yes No

Correct Surname Yes No

Correct Position Yes No

Correct Number Yes No

Correct Club Yes No

Correct Grade Yes No

Correct Date Yes No

Correct Round Yes No

Correct Venue Yes No

Correct Referee Yes No

Correct Umpire Yes No

Correct Score Yes No

Correct Time Yes No

Correct Total Yes No

1st Named Team STURT

2nd Named Team GL. NERG

LSA No.	No.	Initials	Surname (In Alphabetical Order)	Penal	Assist	Goals				Total	LSA No.	No.	Initials	Surname (In Alphabetical Order)	Penal	Assist	Goals				Total		
						1	2	3	4								1	2	3	4			
	22	W	CESTA							1365	7	R	ALLFORD								2		
	4	C	DE MULLO							1371	13	N	BOLTON										
	26	M	FALSON							1381	12	R	CUNNINGHAM (2)										
	31	M	FORBES (1)						5	4071	17	R	GRANT (5)										
	34	M	FORBES						1	1393	2	P	GREENHALGH										
	6	N	GEUE							2173	10	J	HINDS										
	8	P	KERMAGIDAN							4070	9	L	KIESING (1)								3		
	29	J	KIRKWOOD						2	2340	5	M	LANGLEY										
	14	R	MCDONLEY							1413	11	C	MORTIMER (5)										
	12	B	MCGUINNESS							1416	1	S	MORTIMER (3)								3		
	47	A	PAULHUS							1419	3	N	MORTON								3		
	3	A	STONE							1423	16	DY	NANGLE										
	33	R	STONE						2	1428	6	S	ROBB (4)								3		
	7	C	STOFFE							2012	8	B	ROBINSON								2		
	19	N	WAPLER						2	4101	4	C	SAFAROWIC										
						Totals				44							Totals				33	73	16

Won by GL. NERG

Signified Correct...

1st Named Team M. Polden

2nd Named Team B. Peak

Umpires/Referees

Signature M. Polden

Signature B. Peak

Signature

Score 16 to 12

Name M. Polden Club

Name B. Peak Club

Name Club

Officials Report

Referee: Yes No

Time Clock: Yes No

Green Card: Yes No

Yellow Card: Yes No

Red Card: Yes No

Correct Starting Time: Yes No

Correct End Time: Yes No

Comments:

Discipline: Yes No

Time Out: Yes No

Penalty: Yes No

Goal: Yes No

Substitution: Yes No

Player: Yes No

Coach: Yes No

Umpire: Yes No

Referee: Yes No

Time Out: Yes No

Penalty: Yes No

Goal: Yes No

Substitution: Yes No

Player: Yes No

Coach: Yes No

Umpire: Yes No

1st Named Team Brighton

2nd Named Team West torrens

LSA No.	No.	Initials	Surname (In Alphabetical Order)	Penal	Assist	Goals				Total	LSA No.	No.	Initials	Surname (In Alphabetical Order)	Penal	Assist	Goals				Total
						1	2	3	4								1	2	3	4	
	22	A	caster	1	1	1	1			1-2		6	J	Harley	11	1					1-6
	4	D	D'agges	1	1	1				1-1		8	A	Hansford			1	1			3
	16	B	edwards									11	C	eddy (2)	1						
	5	C	Finner+y		1	11	111	11		1-7		13	D	johnson	1						
	9	T	Freeman		1			1		1-2		17	M	Harley		1					1
	10	S	gilbert					1		0-1		19	D	Hogan							
	7	E	LOK	1								21	B	grommley (5)							
	21	JR	mackinnon									22	R	Simpson	1						1
	18	JAS	mackinnon	1						1-0		23	A	gazzbrook							
	23	M	mangan	1		11	11			1-4		27	J	clarke							
	19	L	perham		11			1		2-1		32	H	pearse (4)						1	
	20	W	pickett	1		1	1	1		0-4		36	C	Johnson (3)	11						
	15	T	Raymond	1								39	J	page (1)							
	2	B	twiggs	1	111	1				3-1											
	17	J	woodford																		
										<p>Time Outs <u>1</u> <u>11</u> Totals <u>6</u> <u>7</u> <u>3</u> <u>7</u> <u>23</u></p>											
										<p>Time Outs <u>1</u> <u>1</u> Totals <u>1</u> <u>1</u> <u>1</u> <u>1</u> <u>9</u> <u>6</u></p>											

Won by Brighton
 Signified Correct. [Signature]
 1st Named Team [Signature]
 2nd Named Team [Signature]

Umpires/Referees
 Signature [Signature] Name DAVID BYRNE Club
 Signature [Signature] Name REB MOLLISON Club ACORN
 Signature Name Club

Officials Report

REFEREES
 Referee: Yes No
 Referee: Yes No

Time Clock
 Yes No

Game Card
 Yes No

Yellow Card
 No Yes

Red Card
 No Yes

Correct Starting Time
 Yes No

Correct Uniforms
 Referee: Yes No
 Time Clock: Yes No

Comments

Coach's Voting
 Referee: Yes No
 Time Clock: Yes No
 Game Card: Yes No
 Yellow Card: Yes No
 Red Card: Yes No
 Correct Starting Time: Yes No
 Correct Uniforms: Yes No

1st Named Team WOODVILLE

2nd Named Team NORTH ADELAIDE

LSA No.	No.	Initials	Surname (In Alphabetical Order)	Penal	Assist	Goals				Total	LSA No.	No.	Initials	Surname (In Alphabetical Order)	Penal	Assist	Goals				Total
						1	2	3	4								1	2	3	4	
33	3M	A	AGOSTINELLI							20	42	B	ALFORD (2)								2
			CALDWELL								1	C	BARKER								
4	J		EDWARDS								12	R	GASPARI (4)								2
32	A		FELEPPA								8	B	HANCOCK								1
	A		GLASS								27	A	KILFORD (3)								
7	S		GUERIN	TT						10	6	M	MAK LAWITTER	TT							0
6	J		INGE							4	2	R	LAWRENCE (1)								
22	P		INGE							2	4	J	LELEUNE								10
21	L		OSWALD								15	T	MORRIS								
16	J		PANARAZIO							6	14	D	ROBERTSON								
	T		PHILP								15										
5	G		SCHICKER								9	H	SWAINE								
	M		SMITH								22	N	TWISK								
12	J		WHINNEN							10	24	C	TUCKER	T							2
	A		YOUNG								25	S	TUCKER (5)	TTT							
11	A	B	ZAMMIT	3							7	B	ROBERTS								
45	P		ZAMMIT	TT																	
3	M		SANTI																		
1	J		SMITH																		
										<i>[Signature]</i>											
Time Outs <u>1/1</u>										Time Outs <u>1/1</u>											
Totals 4 4 4 5 17										Totals 3 3 1 1 8											

Officials Report

Scorers
1st Team Yes No
2nd Team Yes No

Time Clock
Yes No

Green Card
Yes No

Yellow Card
Yes No

Red Card
Yes No

Correct Starting Time
Yes No

Correct Uniforms
1st Team Yes No
2nd Team Yes No

Comments

Coaches' Voting
Most Valuable Player
(Senior & U17 Grades Only)

- 1. Name L. OSWALD
Club WVC No. 21
- 2. Name R. LAWRENCE
Club NALC No. 2
- 3. Name J. PANARAZIO
Club WVC No. 16

(Both Coaches to sign)
Name Scott Club NALC
Signature [Signature]
Name [Signature] Club WVC
Signature [Signature]

Won by WOODVILLE

Umpires/Referees Score 17 to 8

Signified Correct Signature [Signature] Name Campbell Club _____

1st Named Team [Signature] Signature [Signature] Name Peter Vekery Club _____

2nd Named Team [Signature] Signature _____ Name _____ Club _____

1st Named Team Woodville 2nd Named Team Nth Adelaide

LSA No.	No.	Initials	Surname (In Alphabetical Order)	Penal	Assist	Goals				Total	LSA No.	No.	Initials	Surname (In Alphabetical Order)	Penal	Assist	Goals				Total
						1	2	3	4								1	2	3	4	
	33	M	Agostinelli		1	1	1			2/1	42	B	Alford (5)			1				1	
		A	Caldwell								1	C	Barker								
	4	J	Edwards (4)		1					0/1	12	R	Gaspari (2)					11			
	32	A	Feleppa (6)								8	B	Hancock					1			
	24	A	Glass								27	A	Kilford (4)								
	7	S	Guerin	IT	1					1/1	6	M	Klawitter	11	1						
	6	J	Lnge			11	1	1		4/1	2	R	Lawrence (1)								
	22	P	Lnge		11		1	1		2/3	4	J	LeLeune (3)	IT	11	1					
	21	L	Oswald (1)								15	T	Marens								
	16	J	Panarazio (2)			11	11	1	1	6	14	D	Robertson								
		F	Phillips								9	H	Swaine								
	5	C	Schicker								22	N	Twisk								
		M	Smith								24	C	Tucker	IT		1	1				
	17	J	Whinnen (3)		1					1/1	25	S	Tucker		21						
		A	Young								7	R	Roberts								
	44	B	Zammitt	3																	
	45	P	Zammitt	2T																	
	3	M	Santi							1/1											
	1	J	Smith																		
Time Outs <u>1/1</u>						Totals <u>444517</u>				Time Outs <u>1/1</u>						Totals <u>33118</u>					

Officials Report

Secretary
 1st Team: Yes No
 2nd Team: Yes No

Umpire/Referee
 Yes No

Green Card
 Yes No

Yellow Card
 Yes No

Red Card
 Yes No

Correct Starting Time
 Yes No

Correct Uniforms
 1st Team: Yes No
 2nd Team: Yes No

Comments

Coach's Rating
 Most Valuable Player: _____
 Worst Player: _____
 Best Goalkeeper: _____
 Best Defender: _____
 Best Forward: _____
 Best Goal: _____
 Best Save: _____
 Best Tackle: _____
 Best Hit: _____
 Best Pass: _____
 Best Shot: _____
 Best Throw: _____
 Best Catch: _____
 Best Kick: _____
 Best Drive: _____
 Best Headstick: _____
 Best Stick: _____
 Best Overall: _____



Won by Woodville Umpires/Referees Score 17 to 8
 Signified Correct M Richardson Signature [Signature] Name Campbell Club _____
 1st Named Team M Richardson Signature [Signature] Name Peter Wickery Club _____
 2nd Named Team [Signature] Signature _____ Name _____ Club _____

Round 10

Round 10

1st Named Team WOODVILLE

2nd Named Team EAST TORRENS PAYNEHAM

LSA No.	No.	Initials	Surname (In Alphabetical Order)	Penal	Assist	Goals				Total	LSA No.	No.	Initials	Surname (In Alphabetical Order)	Penal	Assist	Goals				Total
						1	2	3	4								1	2	3	4	
	33	M	AGOSTINELLI			1	1	1		5		16	M	BROWN							
	14	J	Edwards									9	N	BROWN							
	32	A	Feleppa							3		8	K	DEN OTTER							4
	24	A	Glass									31	T	GALE							
	7	S	Gurroon									11	S	GILL							1
	6	J	INGE							1		33	P	GRAY							
	22	D	OSWALD INGE									13	C	KIRTON							
	21	L	OSWALD									2	T	LINDNER							
	12	T	PHILPS									20	D	PALACIOS							
	5	E	SCHICKER									18	R	PEARCE							
	2	J	whennen							1		12	S	PETERSEN							4
	15	B	Zammit									6	T	POLAND							3
	45	P	Zammit									1	G	STEELE							2
	1	J	smith									37	S	VICKERY							5
	4	A	JOHNS									10	T	VICKERY							3
																					
Time Outs <u>3</u>						Totals 2 2 2 4 10					Time Outs <u>1</u>						Totals 2 3 4 4 13				

Won by EAST TORRENS PAYNEHAM
 Signified Correct...
 1st Named Team M. Richardson
 2nd Named Team ...

Umpires/Referees
 Signature [Signature] Name Brian Peak Club _____
 Signature [Signature] Name HARRIE Club _____
 Signature _____ Name _____ Club _____

Score 13 to 10

Officials Report

Score: Yes No
 Time: Yes No
 Green Card: Yes No
 Yellow Card: Yes No
 Red Card: Yes No
 Correct Starting Time: Yes No
 Correct Uniforms: Yes No
 Comments: _____

Coach: _____
 Referee: _____
 Umpire: _____

1st Named Team Woodville

2nd Named Team E.T.P.

LSA No.	No.	Initials	Surname (In Alphabetical Order)	Penal	Assist	Goals				Total	LSA No.	No.	Initials	Surname (In Alphabetical Order)	Penal	Assist	Goals				Total
						1	2	3	4								1	2	3	4	
3916	33	M	AGOSTINELLI (4)			1	1	1		5	16	B	BROWN								
1228		A	Caldwell								9	N	BROWN (1)	1							
116	14	J	EDWARDS								8	K	DEN OTTER	1		1	1			4	
1331	32	A	FOLEPPA (3)		1		1	1		3	31	T	GALE		1				0-1		
4074	24	A	GLASS	2							11	S	GILL		1				1-1		
1336	7	S	GUERIN	1							33	B	GRAY	1							
1343	6	J	INCE	1					1	1	13	C	KIRTON	2	1						
2535	22	P	INCE	1	1					0-1	2	T	LINDER								
3301	21	L	OSWALD (1)								20	D	PALACIOS								
1347		J	PAARAZIA								18	R	PEARCE (2)	1							
2648	12	T	PHILP								12	S	PETERSON (4)			1	1	1	1	4-1	
1352		A	SANTO								6	T	POLARD		1		1	1		3-2	
1354	5	G	SCHICKER (2)								1	G	STEELE	1					1-1		
2682	2	J	WHINNEN							1	37	S	VICKERY (5)	1							
270		A	YOUNG								10	T	VICKEY (3)								
1863	15	B	ZAMMIT (5)	1																	
1364	45	P	ZAMMIT	1																	
		J	SMITH																		
		A	JOHNS																		
						Totals 2 2 2 4 10											Totals 2 3 4 4 13				

Won by E.T.P.
 Signified Correct...
 1st Named Team Richardson
 2nd Named Team Johns

Umpires/Referees
 Signature [Signature] Name Brian Peak Club _____
 Signature [Signature] Name [Signature] Club _____
 Signature _____ Name _____ Club _____

Officials Report

Scorers
 1st Team Yes No
 2nd Team Yes No

Time Clock
 Yes No

Green Card
 Yes No

Yellow Card
 Yes No

Red Card
 Yes No

Correct Starting Time
 Yes No

Correct Uniforms
 1st Team Yes No
 2nd Team Yes No

Comments

Copied by _____
 What should be done
 Report to _____
 Name of Club _____
 Name of Umpire/Referee _____
 Name of Club _____
 Name of Umpire/Referee _____
 Name of Club _____
 Name of Umpire/Referee _____
 Name of Club _____

1st Named Team A Brighton 2nd Named Team B Glenelg

LSA No.	No.	Initials	Surname (In Alphabetical Order)	Penal	Assist	Goals				Total	LSA No.	No.	Initials	Surname (In Alphabetical Order)	Penal	Assist	Goals				Total
						1	2	3	4								1	2	3	4	
	7	A	ADAMS	1							7	R	ALLFORD	1							
	22	A	CARTER								13	N	BOLTON								
	4	D	D'AGNES		1				1-1		12	R	CUNNINGHAM								
	16	B	EDWARDS								4	J	HINDS		11						1
	5	C	FINNERTY			1	1	1	1	4-0	9	L	KEESING	11							1
	9	T	FREEMAN						11	11	18	M	LANGLEY								
	11	S	GILBERT								17	A	LAWMAN			11	1	1			4
	21	JAR	MACKINNON								11	C	MORTIMER								
	18	JAS	MACKINNON								1	S	MORTIMER		11						1
	23	M	MANGAN	11		1	1		1	3	3	N	MORTON	1			1	1			2
	19	L	PERHAM		11	11			1	3-2	5	DA	NANGLE								
	20	W	PICKETT	1					1	1	16	DA	NANGLE								
	15	T	RAYMOND	11							6	S	ROBB	1	1		1	1		11	17
	2	B	TWIGG								8	B	ROBINSON								11
	17	J	WOODFORD	1	1					0-1	2	C	SAFAROWIC								
Time Outs						Totals					Time Outs						Totals				
1						5 4 2 3 16					1						2 4 5 3 17				

Won by Glenelg Score 17 to 16
 Signified Correct...
 1st Named Team Brighton Umpires/Referees Name Campbell Club ALRA
 2nd Named Team Glenelg Signature [Signature] Name W Tomlinson Club ALRA
 Signature [Signature] Name M BENTALL Club _____

Officials Report

1st Team: Yes No
 2nd Team: Yes No
 Time Clock: Yes No
 Green Card: Yes No
 Yellow Card: Yes No
 Red Card: Yes No
 Correct Starting Time: Yes No
 Correct Referee: Yes No
 Comments: _____

Guidelines: _____

Round 9

Round 9

1st Named Team EAST TORRENS PAYNEHAM 2nd Named Team STURT

LSA No.	No.	Initials	Surname (In Alphabetical Order)	Penal	Assist	Goals				Total	LSA No.	No.	Initials	Surname (In Alphabetical Order)	Penal	Assist	Goals				Total
						1	2	3	4								1	2	3	4	
	16	M	BROWN ①		"						22	W	COSTA								
	9	N	BROWN ②		"						49	C	DEMELLO ④								
	8	K	DEN OTTER	T	"	"			2		26	M	FALLCON ⑤	T							
	31	T	GALE		"	"			1		51	A	FITZGERALD ②								
	11	S	GILL		"	"					31	MA	FORBES ①		"		"	"		2	
	23	P	GRAY ⑤		"	"					34	M	FORBES	T							
	13	C	KIRTON		"	"			1		29	J	KIRKWOOD	"			"	"		1	
	20	D	PALACIOS		"	"					14	R	MC AULEY								
	18	R	PEARCE		"	"					12	B	MCGUINNESS								
	12	S	PETERSEN ②		"	"	"	"	7		47	A	BALLHUS							1	
	6	T	POLAND		"	"	"	"	4		3	A	STONE ③								
			T. PETROVIC		"	"					33	D	STONE								1
	1	G	STEELE		"	"			2		7	C	STEFFE								
	37	S	VICKERY ④		"	"					11	B	TUCK								
	10	T	VICKERY		"	"					19	N	WAPPER.								
	2	T	LINDNER		"	"															
						Totals 8 4 0 5 17											Totals 0 0 2 3 5				

Time Outs 1

Time Outs XX

Won by ETP

Umpires/Referees

Score 17 to 5

Signified Correct

Signature S. RETALICK

Name S. RETALICK Club

1st Named Team ETP

Signature B. DEN OTTER

Name B. DEN OTTER Club

2nd Named Team STURT

Signature C. CAMPBELL

Name C. CAMPBELL Club

Officials Report

Scorers

1st Team Yes No
2nd Team Yes No

Time Clock

Yes No

Green Card

Yes No

Yellow Card

Yes No

Red Card

Yes No

Correct Starting Time

Yes No

Correct Uniforms

1st Team Yes No
2nd Team Yes No

Comments

Coaches' Voting
Most Valuable Player
(Senior & U17 Grades Only)

- Name M BROWN
Club ETP No. 16
- Name M FORBES
Club STURT No. 31
- Name S PETERSEN
Club ETP No. 12

(Both Coaches to sign)

Name D. VICKERY Club ETP
Signature [Signature]
Name [Signature] Club STURT
Signature [Signature]

1st Named Team Woodville

2nd Named Team West Torrens

LSA No.	No.	Initials	Surname (In Alphabetical Order)	Penal	Assist	Goals				Total	LSA No.	No.	Initials	Surname (In Alphabetical Order)	Penal	Assist	Goals				Total																		
						1	2	3	4								1	2	3	4																			
3416	53	M	Agostinelli						1		39	S	Paige	12		1																							
3282	20	A	Caddwell								27	J	Clarke																										
116	1	J	Edwards						1		32	H	Pearce																										
1331	32	A	Felappa								23	A	Glazabrook	2																									
4079	24	A	Glass								36	C	Johnston																										
1336	7	S	Curran						2		12	L	Little																										
1343	6	J	Inge						2		22	R	Simpson																										
2535	22	P	Inge								13	D	Johnston																										
3301	21	L	Oswald						4		11	C	EDDY																										
1347	16	J	Panarazio						4		8	A	Hansford																										
2648			Philp								41	J	Horton	2																									
1352	3	M	SANTI								19	D	Hogan																										
1354	5	C	Schucker								6	J	Harvey																										
1356			A Smith								21	B	Cormley																										
	9	S	Abbott								7	J	CASAGRANDE																										
1363	15	B	ZAMMIT						1																														
1364	45	P	ZAMMIT																																				
	2	J	Whinnen																																				
						Totals				4									3					2					1					3					9

Time Outs 1/1

Time Outs 1/1

Totals **3 2 1 3 9**

Won by Woodville
 Signified Correct [Signature]
 1st Named Team [Signature]
 2nd Named Team [Signature]

Umpires/Referees
 Name [Signature]
 Name [Signature]
 Name [Signature]

Score 15 to 9
 Name HARRIE Club _____
 Name NICOLAS GARD Club _____
 Name C. CAULFIELD Club _____

Officials Report

Supplies
 Time Clock
 General Card
 Yellow Card
 Red Card
 Correct Starting Time
 Correct Uniforms
 Comments

Coach's Writing
 Referee's Signature
 Umpire's Signature

1st Named Team NORTH ADELAIDE 2nd Named Team BRIGHTON

LSA No.	No.	Initials	Surname (In Alphabetical Order)	Penal	Assist	Goals				Total	LSA No.	No.	Initials	Surname (In Alphabetical Order)	Penal	Assist	Goals				Total
						1	2	3	4								1	2	3	4	
	42	B	ALFORD									22	A	CARTER							12
	1	C	BARKER (1)									16	B	EDWARDS							
	27	B	HANCOCK (2)									9	T	FREEMAN							7
	4	J	LALEUNE (5)				1		1			10	S	GILBERT							1
	2	R	LAWRENCE									6	R	HAMILTON							
	7	L	ROBERTS									23	M	MANGAN							7
	3	B	SHELDON									21	JAC	MCKINNON							
	9	H	SWAINE						1			18	JAS	MCKINNON							2
	17	N	TAREA									19	L	PERHAM							3
	24	C	TUCKER (4)						1			2	B	TWIBGS							
	25	S	TUCKER									17	J	WOODFORD							
	29	C	TWIBGS									15	T	RAYMOND							
	22	N	TWISK (3)						1			7	B	STUART							1
	15	T	MORRIS									4	C	TERRY							1
	14	D	ROBERTSON									5	T	LEE							
<p><i>[Handwritten signature]</i></p>										<p><i>[Handwritten signature]</i></p>											
Time Outs <u>1/1/1</u>										Time Outs <u>1/1</u>											
Totals <u>1/21/4</u>										Totals <u>8/11/6/9/34</u>											

Officials Report

Scorers
1st Team Yes No
2nd Team Yes No

Time Clock
Yes No

Green Card
Yes No

Yellow Card
Yes No

Red Card
Yes No

Correct Starting Time
Yes No

Correct Uniforms
1st Team Yes No
2nd Team Yes No

Comments

Coaches' Voting
Most Valuable Player (Senior & U17 Grades Only)
1. Name [Signature]
Club [Signature]
2. Name [Signature]
Club [Signature]
3. Name [Signature]
Club [Signature]
(Both Coaches to sign)
Name [Signature] Club [Signature]
Signature [Signature]
Name [Signature] Club [Signature]
Signature [Signature]

Won by BRIGHTON

Signified Correct...

1st Named Team NORTH ADELAIDE

2nd Named Team BRIGHTON

Umpires/Referees [Signature]

Signature [Signature]

Signature [Signature]

Signature [Signature]

Score 34 4

Name E. Moulton Club ADLA

Name E. Lok Club BRIGHTON

Name V. CHARLES Club NORTH

Round 8

Round 8

1st Named Team ETP 2nd Named Team GLENELG

LSA No.	No.	Initials	Surname (In Alphabetical Order)	Penal	Assist	Goals				Total	LSA No.	No.	Initials	Surname (In Alphabetical Order)	Penal	Assist	Goals				Total										
						1	2	3	4								1	2	3	4											
	16	M	BROWN							3854	8	J	CLUSE																		
	9	M	BROWN	"						1381	12	R	CUNNINGHAM	3	1						1										
	8	K	DEN OTTER			1			1	335	16	K	FRANKIE		31			1			1										
	31	T	GALE	T					1	4071	18	R	GRANT								1										
	11	S	GILL	T	1	1	1		2	4092	15	C	KEATING	1T			1	1	1		3										
	13	C	KIRTON							4070	9	L	KEESING							1	1										
	20	D	PALACIOS							2755	3	R	LAWSON	T																	
	18	R	PEARCE	T						1413	11	C	MORTIMER	3T																	
	12	S	PETERSEN			1			1	1416	13	S	MORTIMER				1				2										
	17	D	PLATT	111						1422	5	D	HANGLE								1										
	6	T	POLAND		"					1428	6	S	ROBB	1	1		1				1										
	7	M	SMITH								2	C	SAFAROWIC	11																	
	1	G	STEELE	1				1	1	1445	1	M	STILGOE																		
	37	S	VICKERY							1450	17	M	WENT	111																	
	10	T	VICKERY	1						1453	7	P	WHITE																		
						Totals				2	2	0	2	6							Totals						3	2	2	3	10

Officials Report

Scoring: 1st Team 2nd Team

Penal: 1st Team 2nd Team

Assist: 1st Team 2nd Team

Time Check: Yes No

Green Card: Yes No

Yellow Card: Yes No

Red Card: Yes No

Correct Starting Time: Yes No

Correct Lineup: Yes No

Comments:

Discipline: 1st Team 2nd Team

Referee: 1st Team 2nd Team

Umpire: 1st Team 2nd Team

Timekeeper: Yes No

Score: 1st Team 2nd Team

Weather: Good Poor

Ground: Good Poor

Attendance: Good Poor

Referee: Good Poor

Umpire: Good Poor

Timekeeper: Good Poor

Score: Good Poor

Weather: Good Poor

Ground: Good Poor

Attendance: Good Poor

Won by GLENELG Score 10 to 6

Signified Correct... Umpires/Referees

1st Named Team ETP Signature [Signature] Name M. Polden Club [Club]

2nd Named Team GLENELG Signature [Signature] Name M. Bendall Club [Club]

Signature [Signature] Name G. Tomlinson Club [Club]

1st Named Team BRIGHTON

2nd Named Team WOODVILLE

LSA No.	No.	Initials	Surname (In Alphabetical Order)	Penal	Assist	Goals				Total	LSA No.	No.	Initials	Surname (In Alphabetical Order)	Penal	Assist	Goals				Total	
						1	2	3	4								1	2	3	4		
	22	A	CATER		III	I			II	4	3916	33	M	AGOSTINELLI (5)	T			I			I	3
	16	B	EDWARDS							2	1328	20	H	CARDWELL								
	9	T	FREEMAN	T				II			116	1	J	EDWARDS (4)								
	10	S	GILBERT		I						4579	24	H	GLASS (1)								
	6	R	HAMILTON							1	1336	7	S	GURIN		I						
	23	M	MANAFAN	I						1	2535	20	R	INGE (2)						II	I	3
	21	JR	MACKINNON									9	A	JOHNS								
	18	JS	MACKINNON	T								21	L	ORWALD		I						
	19	L	PERHAM		IIII	I			I	4	1347	16	J	PANSARZIO								
	3	B	STUART								1354	5	C	SCHICKER								
	2	B	THIGGS									20	L	SOUTHUELL								
	15	T	RAYMOND	I							1363	15	B	ZAMIT								
	1	M	WALPOLE								1364	45	P	ZAMIT (3)		III						
	17	J	WOODFORD						II	2		2	S	ABBOTT								
	4	L	PRIDHAM									32	A	FELEPPA							I	1
						Totals				13							Totals		11	3	5	10

Officials Report

Substitutes
 Yellow Card
 Green Card
 Yellow Card
 Red Card
 Correct Starting Lineup
 Correct Undermark
 Checkpoints
 Equipment Noting
 (Number 1-10) (Number Order)

Verified Correct...
 Team BRIGHTON
 Signature [Signature]
 Blue Copy to CLUB Yellow Copy to UMPIRES/REFEREES

Umpires/Referees
 Signature [Signature]
 Signature [Signature]
 Signature [Signature]

Score 13 to 10
 Name DAVID Club
 Name Brian Peak Club
 Name PASTERNAK Club

1st Named Team Brighton 2nd Named Team Woodville

LSA No.	No.	Initials	Surname (In Alphabetical Order)	Penal	Assist	Goals				Total	LSA No.	No.	Initials	Surname (In Alphabetical Order)	Penal	Assist	Goals				Total
						1	2	3	4								1	2	3	4	
	22	A	CARTER		III		I			3-3		33	M	AGOSTINELLI	T		I				3
	16	B	EDWARDS									20	L	CARDWELL							
	9	T	FREEMAN	I			II			2-0		1	J	EDWARDS	4						
	10	S	GILBERT		I					0-1		24	A	GLAS	I						I
	6	R	HAMILTON									7	S	GUERIN		I					2
	23	M	MANGAN	I				I		2-0	6	22 PJ	INGE	2					II		3
	21	JAR	MACKINNON	3								9	A	JOHNS							
	18	JAS	MACKINNON	I								21	L	OZWALD		I					
	19	L	PERHAM	2	IIIIII		II			4-5		16	J	PANGRAZIO							
	3	B	STUART									5	C	SCHICKER		I					
	2	B	TWIGGS	4								00	L	SOUTHWELL							
	15	T	RAYMOND	5								45	B	ZAMIT	3	III					
	1	M	WALPOLE									2	S	ABBOTT							
	17	J	WOODFORD	I				I		2-0		32A	FELEPPA								I
	4	L	PRIDHAM									15	B	ZAMIT							I
						Totals				253313							Totals				113510

Won by Brighton Score 13 to 10
 Signified Correct...
 1st Named Team Brighton Umpires/Referees Name David Egan Club _____
 2nd Named Team Woodville Signature _____ Name Donna Peak Club _____
 Signature _____ Name RASTEVERA Club _____

Officials Report

Score: Yes No
 Time Check: Yes No
 Green Card: Yes No
 Yellow Card: Yes No
 Red Card: Yes No
 Correct Starting Time: Yes No
 Correct Attendance: Yes No
 Comments: _____
 Coach's Voting: _____

1st Named Team West Torrens

2nd Named Team North Adelaide

LSA No.	No.	Initials	Surname (In Alphabetical Order)	Penal	Assist	Goals				Total	LSA No.	No.	Initials	Surname (In Alphabetical Order)	Penal	Assist	Goals				Total								
						1	2	3	4								1	2	3	4									
	1	J	Harley	1					1		42	B	ALFORD								1								
	2	C	Eddy		1				1		1	C	BARBER								1								
	8	A	Hansford (1)						1		12	R	GASPARI																
	12	L	Little (4)								27	B	HANCOCK																
	13	D	Johnson						1		6	M	KLAWITTER								1								
	18	S	Green								4	J	LALUENE	1															
	19	D	Hogan								2	R	LAWRENCE	1															
	21	B	Grimmley (2)								7	L	ROBERTS					1	1	1	3								
	22	R	Simpson								3	B	SHELDON								2								
	23	A	Garbrook								9	H	SWAINE																
	27	J	Clark								24	E	TUCKER	1							1								
	32	H	Pearce								25	S	TUCKER																
	36	C	Johnson (5)								29	C	TWIGGS																
	39	J	Page (3)								22	N	TWISK								1								
	41	J	Horton								14	D	ROBERTSON																
						Totals				0	1	0	3	4							Totals				2	2	5	3	12

Time Outs 1 / 1

Time Outs 1 / 1

Won by NORTH ADELAIDE

Umpires/Referees

Score 12 to 4

Signified Correct

Signature [Signature]

Name S. RETALICK

Club

1st Named Team [Signature]

Signature [Signature]

Name P.S. MCCORMACK

Club

2nd Named Team [Signature]

Signature [Signature]

Name

Club

Officials Report

Scorers
 Referee
 Time Clock
 Green Card
 Yellow Card
 Red Card
 Correct Starting Time
 Correct Uniforms
 Comments
 Coach's Rating
 Club Captain
 Club Secretary
 Club Treasurer
 Club Manager
 Club President
 Club Vice President
 Club Chairman
 Club Members
 Club Staff
 Club Volunteers
 Club Supporters
 Club Sponsors
 Club Patrons
 Club Friends
 Club Opponents
 Club Officials
 Club Members
 Club Staff
 Club Volunteers
 Club Supporters
 Club Sponsors
 Club Patrons
 Club Friends
 Club Officials

Round 7

Round 7

1st Named Team Brighton

2nd Named Team E.T.P.

LSA No.	No.	Initials	Surname (In Alphabetical Order)	Penal	Assist	Goals				Total	LSA No.	No.	Initials	Surname (In Alphabetical Order)	Penal	Assist	Goals				Total		
						1	2	3	4								1	2	3	4			
	22	A	CARTER	5	1		1	1	1	1	5		16	M	BROWN	2							
	9	T	FREEMAN	111						1			9	N	BROWN	4							
	10	S	GILBERT	1	1					3-1			8	K	DEN OTTER	5		1	1		1	4	
	6	R	HAMILTON	4									33	T	GALE	3							
	21	JAR	MACKINNON	3									11	S	GILL		1				1	1	
	18	JAS	MACKINNON										17	C	KIRTON								
	23	M	MANGAN	1					1	1			2	T	LINDNER								
	19	L	PERHAM	11	1		1			2-1			20	D	PALACIOS								
	16	B	PRIDHAM	1									18	R	PEARCE	1							
	15	T	RAYMOND	1									12	S	PETERSON				1	1		2	
	4	C	TERRY										17	D	PLATT	11							
	7	B	STUART										6	T	POLAND	1			1			2	
	2	B	TWIGGS	2									1	G	STEELE		1				1	2	
	1	H	WALPOLE										37	S	VICKERY								
	17	J	WOODFOOD	1						1			10	T	VICKERY	1							
<i>Wickery</i>											<i>Wickery</i>												
						Totals	2	4	3	4	13							Totals	2	4	1	5	12
Time Outs <u>1/1/1</u>												Time Outs <u>1/1/1</u>											

Officials Report

Score: _____ to _____

1st Named Team: _____ Club: _____

2nd Named Team: _____ Club: _____

Umpires/Referees:

Name: P. Wickery Club: _____

Name: A. Tomlinson Club: _____

Name: J. A. Toogood Club: _____

Signature: _____

Signature: _____

Signature: _____

Comments: _____

Won by Brighton

Signed Correct... _____

1st Named Team Brighton

2nd Named Team E.T.P.

1st Named Team WOODVILLE

2nd Named Team GLENELG

LSA No.	No.	Initials	Surname (In Alphabetical Order)	Penal	Assist	Goals				Total	LSA No.	No.	Initials	Surname (In Alphabetical Order)	Penal	Assist	Goals				Total																		
						1	2	3	4								1	2	3	4																			
3916	33	M	ACOSTINELL		1		1			3	1365	7	R	ALLFORD						1	1																		
1328	20	A	CALDWELL								1371	13	N	BOLTON																									
2221	9	M	CAPPELLUTTI				1			1	1381	12	R	CUNNINGHAM				1			1																		
116	2	J	EDWARDS								1393	2	P	GREENHALGH																									
1331	32	A	FELEPPA								4092	15	C	KEATING						1	1																		
4079	24	A	GLASS								4070	9	L	KEESING					1		1																		
1336	7	S	GUERIN						1	2340	18	M	LANGLEY								1																		
1343	6	J	INCE		1		1		2	1413	11	C	MORTIMER																										
2243	2	A	JOHNS								1419	3	N	MORTON				1	1		2/1																		
3301	21	L	OSWALD								1422	5	D	NAHGLE																									
1347	16	J	PANGRAZIO		1				1	1428	6	S	ROBB		1			1	1		5																		
1354	5	C	SCHICKER				1		1	1432	4	D	ROYANS					1			1																		
2270	14	A	YOUNG								1445	1	M	STILGOE																									
1363	15	B	ZAMMIT								1450	17	N	WEAT																									
1364	45	P	ZAMMIT								1453	16	P	WHITE																									
Time Outs										Totals										Time Outs										Totals									
										2 2 4 1 9																				2 5 3 3 13									

Won by GLENELG
 Signified Correct...
 1st Named Team Woodville
 2nd Named Team P. Dineen

Umpires/Referees
 Signature [Signature] Name Brian Beale Club _____
 Signature [Signature] Name KIPLOKS Club _____
 Signature _____ Name _____ Club _____

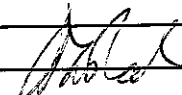

Score 13 to 9

Officials Report

Scorers
 Referee
 Time Clock
 Green Card
 Yellow Card
 Red Card
 Correct Dismissals
 Correct Infringements
 Comments

1st Named Team Woodville

2nd Named Team Glenelg

LSA No.	No.	Initials	Surname (In Alphabetical Order)	Penal	Assist	Goals				Total	LSA No.	No.	Initials	Surname (In Alphabetical Order)	Penal	Assist	Goals				Total
						1	2	3	4								1	2	3	4	
2916	33	M	Agostinelli						3/2		7	R	ALL Ford								1
1328	20	A	Caldwell (3)								13	N	Bolton (2)								1
2221	9	M	Cappellotti						1		12	R	Cunningham (5)								1
116	2	J	Edwards								2	P	Greenhalgh								0/1
1331	32	A	Feleppa								15	C	Kealing								1
407	24	A	Glass (2)								9	L	Keasing								1
1326	7	S	Guerin						1		18	M	Langley								1
1343	6	J	Inge						2/1		11	C	Mortimer (4)								
222	2	A	Johns								3	N	Morton								1/1
330	21	L	Oswald (4)								5	J	Nangle								0/1
1347	16	J	Pavcarzio						1/2		6	S	Robb (1)								5
1354	5	C	Schicker (1)						1		4	D	Rayans								1
2270	14	A	Young								1	M	Stilgos (3)								
1363	15	B	Zammit								17	N	Went								
1364	15	P	Zammit (5)								16	D	White								
																					
Time Outs <input checked="" type="checkbox"/>						Totals 2 2 4 1 9					Time Outs <input checked="" type="checkbox"/>						Totals 2 5 3 3 13				

Won by _____
 Signified Correct _____
 1st Named Team M. Repardon
 2nd Named Team Shane

Umpires/Referees
 Signature [Signature]
 Signature [Signature]
 Signature [Signature]

Score 9 to 13
 Name Brian Beak Club _____
 Name Kip Lewis Club _____
 Name _____ Club _____

Officials Report


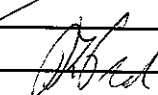
Referee
 Umpire
 Time Clock
 Ground Care
 Yellow Card
 Red Card
 Correct Starting Time
 Correct Duration
 Comments

Round 6

Round 6

1st Named Team Brighton

2nd Named Team Sturt

LSA No.	No.	Initials	Surname (In Alphabetical Order)	Penal	Assist	Goals				Total	LSA No.	No.	Initials	Surname (In Alphabetical Order)	Penal	Assist	Goals				Total
						1	2	3	4								1	2	3	4	
109	22	A	CARTER	11	1			1	1	2-1		22	W	COSTA							
115	16	B	EDWARDS									49	C	DE MELLO	1						
50	9	T	FREEMAN	11				1		3-0		41	T	FALLOON							
	10	S	GILBERT									51	A	FITZGERALD	1						
54	6	R	HAMILTON	11					1	1-0		31	Ma	FORBES		1					1
137	23	M	MANGAN	4	11	1	1	1		3-4		34	Mi	FORBES							
68	21	JAR	MACKINNON									8	P	KERNAGHAN							
	18	JAS	MACKINNON	3	11							29	J	KIRKWOOD	11	1		1	1	2	
143	19	L	PERHAM	5		1	1	1		3-2		14	R	MCMAULEY				1		1	
	20	W	PICKETT					1		1-1		12	B	MCGUINNESS	1						
81	4	L	FRIDHAM	1						1-0		3	A	STONE							
147	15	T	RAYMOND									11	B	TUCK							
	7	B	STUART							1-0		42	T	TUXFORD							
	2	B	TWIGGS	1	1					1-0		19	N	WAPPER				1	1	3	
98	17	J	WOODFORD	1								33	R	STONE	1	1				1	
	16	H	WALPOLE																		
																					
Time Outs <input checked="" type="checkbox"/>											Time Outs <input checked="" type="checkbox"/>										
Totals 5 5 2 4 16											Totals 2 3 2 1 8										

Officials Report

Score: Brighton 16 to Sturt 8

Time Clock: Yes No

Green Card: Yes No

Yellow Card: Yes No

Red Card: Yes No

Correct Starting Time: Yes No

Correct Uniforms: Yes No

Comments:

Covered Voting: Yes No

Won by Brighton

Signified Correct...

1st Named Team J. Batholomew

2nd Named Team M. Carey

Umpires/Referees

Signature [Signature] Name Brian Peake Club

Signature [Signature] Name S. RETALLICK Club

Score 16 to 8

1st Named Team GLENELG

2nd Named Team NORTH ADELAIDE

LSA No.	No.	Initials	Surname (In Alphabetical Order)	Penal	Assist	Goals				Total	LSA No.	No.	Initials	Surname (In Alphabetical Order)	Penal	Assist	Goals				Total
						1	2	3	4								1	2	3	4	
	7	R	ALLFORD				1			2		42	B	ALFORD				1			1
	13	N	BOLTON									1	C	BARKER							
	12	R	CUNNINGHAM									27	B	HANCOCK				1			1
	2	P	GREENHALGH									13	S	KILFORD							
	15	C	KEETING	11	1					1		6	M	KLAWITTER							
	9	L	KCESING	11								4	J	LALINE	111	1		1			1
	18	M	LANLEY							1		2	R	LAWRENCE							
	11	C	MORTIMER									15	T	MORRIS							
	1	S	MORTIMER									7	L	ROBERTS							
	3	N	MORTON		11	1				6		3	B	SHELDON							
	5	D	NANGLE									4	A	SWAIN							
	6	S	ROBB		11	1				2		24	C	TUCKER							1
	4	D	ROMANS							1		25	S	TUCKER							
	16	M	STILGOE									7	N	TARCA							
	17	N	WENT									29	C	TWIGGS							
												22	N	TWISK			1		1		2
												12	R	GASPARI					1		1
<i>Shockey</i>											<i>Shockey</i>										
Time Outs <u>1/1</u>						Totals <u>3/2/8/13</u>					Time Outs <u>1/1</u>						Totals <u>3/3/10/7</u>				

Won by GLENELG

Umpires/Referees

Score 13 to 7

Signified Correct...

Signature *Shockey*

Name Peter Volery

Club

1st Named Team

Signature *[Signature]*

Name DAVIDEY

Club

2nd Named Team

Signature *[Signature]*

Name RISTERS

Club

Officials Report

Referee: [Signature]

1st Team: [Signature] No. []

2nd Team: [Signature] No. []

Time Clock: []

Green Card: []

Yellow Card: []

Red Card: []

Correct Starting Time: []

Correct Uniforms: []

Comments: []

Coach's Writing: []

1st Named Team Woodville 2nd Named Team Burnside

LSA No.	No.	Initials	Surname (In Alphabetical Order)	Penal	Assist	Goals				Total	LSA No.	No.	Initials	Surname (In Alphabetical Order)	Penal	Assist	Goals				Total																		
						1	2	3	4								1	2	3	4																			
8916	33	M	Agostinelli						3-1		8	K	Sanday (4)							3-1																			
3916	20	A	Caldwell								10	C	Kosterky (R) X																										
1328	1	J	Edwards (2)								12	C	Dindler							3-1																			
1331	32	A	Feleppa	TT					1		14	S	Brooks																										
4071	24	A	Glass	TT							18	N	Muxlow (2)	TTT																									
1336	7	S	Guerin						2-1		22	S	Dawson	DT						2-2																			
1343	6	J	Inge						1		24	B	Martin							2																			
2535	22	P	Inge						2-2		27	B	Muxlow																										
1347		J	Pangrazio								29	M	Sinclair (3) Ross																										
2648	8	T	Philp (1)								32	S	Connolly							1-1																			
1352	3	M	Santi (R) mix						2		44	N	hineh Fent																										
1354	5	G	Schucker (3)						0-1		78	C	gower																										
1363	15	B	Zammit						1		15	J	HemPHILL (5)																										
1364	45	P	Zammit	IT							23	O	Boardsbridge																										
2243	12	A	Johns (3)						2		28	C	semmler																										
3301	21	O	Oswald (1)																																				
	00	L	Southwell																																				
Time Outs <input checked="" type="checkbox"/>										Totals 4 4 4 2 14										Time Outs										Totals 4 3 2 2 11									

Officials Report

Scorers
1st Team Yes No
2nd Team Yes No

Time Clock
Yes No

Green Card
Yes No

Yellow Card
Yes No

Red Card
Yes No

Correct Starting Time
Yes No

Correct Uniforms
1st Team Yes No
2nd Team Yes No

Comments

Coaches' Voting
Most Valuable Player (Senior & U17 Grades Only)

1. Name T Philp
Club WV No 8

2. Name S Dawson
Club WV No 22

3. Name J Edwards
Club WV No 1

(Both Coaches to sign)
Name [Signature] Club [Signature]
Name [Signature] Club [Signature]

Won by Woodville Umpires/Referees Score 14 to 11
 Signified Correct. Signature [Signature] Name M. Polders Club _____
 1st Named Team M. Richardson Signature [Signature] Name D. Campbell Club _____
 2nd Named Team Andrew White Signature _____ Name _____ Club _____

Round 5

Round 5

1st Named Team Sturt

2nd Named Team Woodville

LSA No.	No.	Initials	Surname (In Alphabetical Order)	Penal	Assist	Goals				Total	LSA No.	No.	Initials	Surname (In Alphabetical Order)	Penal	Assist	Goals				Total
						1	2	3	4								1	2	3	4	
2017	73	T	Brown							3916	33	M	Agostinelli								3
327	22	W	Costa							1328	20	A	Caldwell								
2024	49	C	de Mello							116	1	J	Edwards								
2034	26	M	Falloon							1331	32	A	Fileppa								2
2035	41	T	Falloon	T					2	4079	24	A	Glass (5)	T							
2036	31	Ma	Forbes (2)						1	1336	7	S	Guerin (2)								3
2037	34	Mi	Forbes (5)						1	1343	6	J	Inge (3)	T							3
2184	8	P	Kernaghan							2535	22	P	Inge (4)								5
2185	29	J	Kirkwood (4)						3	1352	3	M	Santi								5
2052	18	R	McAuley (3)							1354	5	C	Schicker								
2069	3	A	Stone (1)								00	L	Southwell								
2070	33	R	Stone							2682	2	J	Whinnen (1)								1
2068	7	C	Steffe							2270	14	A	Young								
2073	11	B	Tuck							1363	15	B	Zammit								
2966	19	N	Wapper						3	1364	45	P	Zammit								1
						Totals 2 2 4 9										Totals 6 4 6 3 19					

Won by Woodville

Umpires/Referees

Score 19 to 9

Signified Correct...

Signature [Signature]

Name DAVID EYRE Club _____

1st Named Team Maveray

Signature [Signature]

Name Erica Neal Club _____

2nd Named Team [Signature]

Signature _____

Name _____ Club _____

Officials Report

Substitutes
 In Team Yes No
 Out Team Yes No

Time Check
 Yes No

Green Card
 Yes No

Yellow Card
 Yes No

Red Card
 Yes No

Contact Starting Time
 Yes No

Correct Uniforms
 In Team Yes No
 Out Team Yes No

Comments

Discipline Notes
 Disciplinary Panel
 Order of Disciplinary Panel
 Name of Player
 Name of Club
 Name of Umpire/Referee
 Name of Club
 Name of Umpire/Referee
 Name of Club

1st Named Team STURT

2nd Named Team WOODVILLE

LSA No.	No.	Initials	Surname (In Alphabetical Order)	Penal	Assist	Goals				Total	LSA No.	No.	Initials	Surname (In Alphabetical Order)	Penal	Assist	Goals				Total	
						1	2	3	4								1	2	3	4		
											3916	33	M	AGOSTINELLI					11		1	3
2017	73	T	BROWN								1328	20	A	CALDWELL								
2027	22	W	COSTA								116	1	J	EDWARDS								
2024	49	C	de MELLO								1337	4	A	FILEPPA					1		1	2
2034	26	M	FALLOON								4079	24	A	GLASS								
2035	41	T	FALLOON		1				11	2	1336	7	S	GUERIN				1		1	1	3
2036	31	Ma	FORBES						1		1343	6	J	INGE		1				1	1	3
2037	34	Mi	FORBES								2535	22	P	INGE				1	1	1		3
2184	8	P	KERNAGHAN								1347	16	J	PAWERS								
2185	29	J	KIRKWOOD						11	3	2048	8	T	PHILP								
2052	18	R	McAULEY								3310		IT	PORTIS								
2069	3	A	STONE								1352	3	M	SANTI					11		1	5
2070	33	R	STONE		1						1354	5	C	SCHICKER								
2068	7	C	STEFFE								2682	2	J	CHANNED								
2073	11	B	TUCK									00	L	SOUTHWELL								
2066	19	N	WRAPPE						11	3	2682	2	J	WHINNEY		1						
											2270	14	A	YOUNG								
											1363	15	B	ZAMMIT								
											1364	45	P	ZAMMIT								
						Totals										Totals						
						2	1	2	4	9						6	4	6	3	19		

Officials Report

Scorers
1st Team Yes No
2nd Team Yes No

Time Clock
Yes No

Green Card
Yes No

Yellow Card
Yes No

Red Card
Yes No

Correct Starting Time
Yes No

Correct Uniforms
1st Team Yes No
2nd Team Yes No

Comments

Coaches' Voting
Most Valuable Player (Senior & U17 Grades Only)
1. Name: J Whinney
Club: _____ No. _____
2. Name: A Stone
Club: _____ No. _____
3. Name: S Guerin
Club: _____ No. _____
(Both Coaches to sign)
Name: David Eyes Club: _____
Signature: _____
Name: David Peak Club: _____
Signature: _____

Won by WOODVILLE

Signified Correct...

1st Named Team Maveray

2nd Named Team Woodville

Umpires/Referees

Signature [Signature]

Signature [Signature]

Signature [Signature]

Score 19 to 9

Name DAVID EYES Club _____

Name DAVID PEAK Club _____

Name _____ Club _____

1st Named Team Burnside

2nd Named Team Brighton

LSA No.	No.	Initials	Surname (In Alphabetical Order)	Penal	Assist	Goals				Total	LSA No.	No.	Initials	Surname (In Alphabetical Order)	Penal	Assist	Goals				Total
						1	2	3	4								1	2	3	4	
	23	O	Broadbridge						1	2		22	A	CARTER							1
	14	S	Brookes (5)						1	1		16	B	EDWARDS							
	22	S	Connelly									9	T	FREE MAN							
	22	S	Dawson (3)						1	3		10	S	GILBERT						1	1
	10	C	Dindler							3		6	R	HAMILTON (4)							
	7	C	gower									23	M	MANGAN						1	3
	15	J	Demphill (2)									21	JAR	MACKINNON							
	10	C	Kostesky (4)							1		18	JAS	MACKINNON (3)							
	44	W	Kitchfield									19	L	PERHAM (1)							8
	27	R	Martin									20	W	PICKETT (2)							
	27	B	moxlow (1)									4	L	PRIDHAM							
	18	N	moxlow									15	T	RAYMOND							
	25	K	Senner									7	B	STUART							
	8	K	Sadow									2	B	TWIGGS (5)							
	29	M	Sinclair-Ross									17	J	WOODFORD							
/											/										
P. Vickers											P. Vickers										
Time Outs <input checked="" type="checkbox"/>						Totals					Time Outs						Totals				
						1 2 4 3 10											4 5 2 2 13				

Won by Brighton

Signified Correct...

1st Named Team M. Dawson

2nd Named Team J.B. ...

Umpires/Referees

Signature P. Vickers

Signature Campbell

Signature R. P. ...

Score 10 to 13

Name Peter Vickers Club -

Name Campbell Club -

Name R. P. ... Club -



Officials Report

Referee: Yes No
 Post Referee: Yes No
 Time Clock: Yes No
 Green Card: Yes No
 Yellow Card: Yes No
 Red Card: Yes No
 Correct Starting Time: Yes No
 Correct Uniforms: Yes No
 Comments: _____

Captain: _____
 Coach: _____
 Referee: _____
 Umpire: _____

1st Named Team West Torrens

2nd Named Team Clenely

LSA No.	No.	Initials	Surname (In Alphabetical Order)	Penal	Assist	Goals				Total	LSA No.	No.	Initials	Surname (In Alphabetical Order)	Penal	Assist	Goals				Total
						1	2	3	4								1	2	3	4	
	6	J	Harley								7	R	Allford	11							
	39	L	Rag	1111							12	R	Cunningham	12							
	22	R	Simpson		1				1		2	J	Hinds	T							
	36	C	Johnson								15	C	Keating			1					3
	12	L	Little	3							9	L	Keesing		1						
	8	A	Hansford	T					1		18	M	Langley								1
	11	C	Eddy	1							11	C	Mortimer	11							
	13	D	Johnson	1							13	S	Mortimer	E							1
	18	W	Green								3	N	Moran				1	1	0		6
	23	A	Glazbrook	1							5	Do	Nangle								1
	27	J	Clark	T							16	Dy	Nangle								
	32	H	Pearce					1	1		6	S	Ross								3
	40	D	Sloan								1	B	Robinson								
	41	J	Horton					1	1		4	D	Royans	T	1						1
	1	R	Smissen	11					0		17	N	Went	111							
																					
Time Outs <u>1/1</u>										Time Outs <u>1/1/1</u>											
Totals <u>20024</u>										Totals <u>245516</u>											

Officials Report


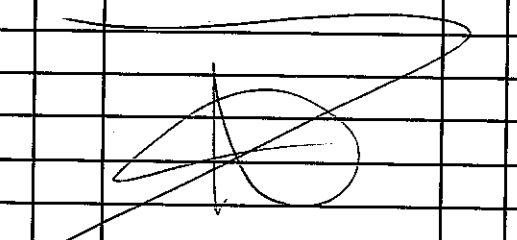
SOCKETS
 Referee: Yes No
 Time Clock: Yes No
 Green Card: Yes No
 Yellow Card: Yes No
 Red Card: Yes No
 Correct Starting Time: Yes No
 Correct Duration: Yes No
 Comments: _____

Coaches Voting
 Referee: Yes No
 Time Clock: Yes No
 Green Card: Yes No
 Yellow Card: Yes No
 Red Card: Yes No
 Correct Starting Time: Yes No
 Correct Duration: Yes No

Won by Clenely Umpires/Referees Score 16 to 4
 Signified Correct... Signature [Signature] Name MICHAEL GOWIE Club _____
 1st Named Team West Torrens Signature [Signature] Name S. RETALLICK Club _____
 2nd Named Team Clenely Signature _____ Name _____ Club _____

1st Named Team WEST TORRENS

2nd Named Team GLENELG

LSA No.	No.	Initials	Surname (In Alphabetical Order)	Penal	Assist	Goals				Total	LSA No.	No.	Initials	Surname (In Alphabetical Order)	Penal	Assist	Goals				Total
						1	2	3	4								1	2	3	4	
	6	J	HARLEY								1365	7	R	ALLFORD	11						
	39	L	RAY	1111							1381	12	R	CUNNINGHAM	12						
	22	R	SIMPSON		1				1		2173	2	J	HINDS	1						
	36	C	JOHNSON								4092	15	C	KEESING	3	1					3
	12	L	LITTLE								4070	9	L	KEESING		11					
	8	A	HAMSFORD	1					1		2340	18	M	LANGLEY	5						1
	11	C	EDDY	1							1413	11	C	MORTIMER	4						
	13	D	JOHNSON								1416	13	S	MORTIMER		1					1
	18	W	GRUBB								1419	3	N	MORTON	7			11	11	11	6
	23	A	GLAZARSON	1							1422	5	Da	NANGLE							1
	27	J	CLARK	1							1423	16	DY	NANGLE	2						
	32	H	PURROF						1		1428	6	S	ROSS				111			3
	40	D	SLEAM								2012	1	B	ROBINSON							
	41	J	HORTON	1					1		1432	4	D	ROYANS							1
	1	R	SMISSEN	11							1450	17	N	WENT	11						
																					
Time Outs <u>1/1</u>										Time Outs <u>1/1</u>											
Totals 20024										Totals 245516											

Officials Report

Scorers
 1st Team: No. 1, No. 2
 2nd Team: No. 1, No. 2

Time Clock
 No. 1, No. 2

Green Card
 No. 1, No. 2

Yellow Card
 No. 1, No. 2

Red Card
 No. 1, No. 2

Correct Starting Time
 No. 1, No. 2

Correct Duration
 1st Team: No. 1, No. 2
 2nd Team: No. 1, No. 2

Comments

Grounds: Volving
 Referee: S. Retallick
 Umpire: M. Goupe

Won by GLENELG

Umpires/Referees

Score 16 to 4


Signified Correct...

Signature 

Name S. RETALLICK

Club _____


1st Named Team Dulera Dettallick

Signature 

Name M. Goupe

Club _____

2nd Named Team West Torrens

Signature 

Name _____

Club _____

Round 4

Round 4

1st Named Team BURNSIDE

2nd Named Team EAST TORRENS PAYNEHAM

LSA No.	No.	Initials	Surname (In Alphabetical Order)	Penal	Assist	Goals				Total	LSA No.	No.	Initials	Surname (In Alphabetical Order)	Penal	Assist	Goals				Total	
						1	2	3	4								1	2	3	4		
	1	A	MUNROE							3		16	M	BROWN								
	7	P	MARSHALL									9	N	BROWN								2
	8	K	SANDOW	T								8	K	DEW OTTER	T							2
	10	C	KOSTESKY							1		11	S	GILL (9)								
	12	C	DINDLER							3		13	C	KIRTON	T							
	14	S	BROOKS							1		2	T	LINDNER								
	15	J	HEMPHILL									25	B	MORRIS (3)								1
	18	N	MUXLOW	#								18	R	PEARCE								
	22	S	DAWSON							2		12	S	PETERSEN (4)								
	24	B	MARTIN	T						1		17	D	PLATT	T							
	27	B	MUXLOW									6	T	POLAND	T							
	29	M	SINCLAR-ROSS							1		4	T	PRINGLE								
	32	S	CONNOLLY							2		1	G	STEELE (1)	T							3
	44	W	LINCHFIELD									37	S	VICKERY								
	44											10	T	VICKERY (5)	T							
	78	C	GOWER	T																		
						Totals										Totals						
						4	3	4	3	14							2	1	3	2	8	

Won by BURNSIDE
 Signified Correct. [Signature]
 1st Named Team [Signature]
 2nd Named Team [Signature]

Umpires/Referees
 Signature [Signature] Name M. Palden Club
 Signature [Signature] Name P.J. McCannery Club
 Signature Name Club

Score 14 to 8

Officials Report

Scorers
 1st Team: [] 2nd Team: []
 3rd Team: [] 4th Team: []

Time Clock
 1st Team: [] 2nd Team: []

Green Card
 1st Team: [] 2nd Team: []

Yellow Card
 1st Team: [] 2nd Team: []

Red Card
 1st Team: [] 2nd Team: []

Contact Starting Firm
 1st Team: [] 2nd Team: []

Contact Referee
 1st Team: [] 2nd Team: []

Comments

Coaches Meeting
 1st Team: [] 2nd Team: []

1st Named Team North Adelaide 2nd Named Team Woodville

LSA No.	No.	Initials	Surname (In Alphabetical Order)	Penal	Assist	Goals				Total	LSA No.	No.	Initials	Surname (In Alphabetical Order)	Penal	Assist	Goals				Total
						1	2	3	4								1	2	3	4	
	42	B	Alford		1	1				2		33	M	Agostinelli (4)			1	1	1	1	5
	11	M	Ackern									20	A	Caldwell							
	1	C	BARKER									1	J	Edwards							
	12	R	Caopari			1				2		32	A	Feleppa (5)							
	27	A	Kilford	1								24	A	Glass							
	13	S	Kilford									7	S	Guerin						1	1
	6	M	Klawitter	1								6	J	Inge (1)	1	1	1	1	1	1	3
	4	J	Laloue	1					1			22	P	Inge (3)		1	1	1	1	1	2
	2	R	Lawrance									26	M	Polites							
	7	L	Roberts									3	M	Santi		1					2
	3	B	Sheldon	1	1				1			5	C	Schricker (2)							
	9	H	Swane			1			2			2	J	Whinnen							
	24	C	Tucker						1	2		14	A	Young							
	29	C	Twigg						1			15	B	Zammit	1						1
	22	N	Twisk	1		1			1	3		45	P	Zammit	1						
<i>Whiskey</i>											<i>Whiskey</i>										
Time Outs <u>1/1</u>						Totals <u>3</u> <u>5</u> <u>1</u> <u>2</u> <u>13</u>					Time Outs <u>1/1</u>						Totals <u>4</u> <u>3</u> <u>4</u> <u>4</u> <u>15</u>				

Won by Woodville Umpires/Referees Score 13 to 15
 Signified Correct Signature [Signature] Name Peter Vickery Club _____
 1st Named Team Signature [Signature] Name A STEVENS Club _____
 2nd Named Team Signature _____ Name _____ Club _____

Officials Report

Scorers
 1st Team: _____ 2nd Team: _____
 3rd Team: _____ 4th Team: _____

Time Clock
 1st Team: _____ 2nd Team: _____

Green Card
 1st Team: _____ 2nd Team: _____

Yellow Card
 1st Team: _____ 2nd Team: _____

Red Card
 1st Team: _____ 2nd Team: _____

Corner Starting Time
 1st Team: _____ 2nd Team: _____

Contact Uniforms
 1st Team: _____ 2nd Team: _____

Comments

1st Named Team West Torrens 2nd Named Team Brighton

LSA No.	No.	Initials	Surname (In Alphabetical Order)	Penal	Assist	Goals				Total	LSA No.	No.	Initials	Surname (In Alphabetical Order)	Penal	Assist	Goals				Total
						1	2	3	4								1	2	3	4	
	6	J	HARLEY	1	1							22	A	CARTER		111			1	1	2-2
	13	D	JOHNSON	1								16	B	EDWARDS 2	1						1-0
	41	J	HORTON	1			1	1	2			9	T	FREEMAN 4			1	1	1		4-0
	32	H	PEARCE	1								10	S	GILBERT	1		1	1	1	1	4-0
	36	C	JOHNSON									6	R	HAMILTON							
	11	C	EDDIE	1								7	E	LOK						1	1-0
	12	L	LITTLE									23	M	MANGAN		11	1			1	2-2
	22	R	SIMPSON									21	JAR	MACKINNON	1						
	8	A	HANSFORD	1		1			1			18	JAS	MACKINNON 3	1						
	18	S	GREEN	1								19	L	PERHAM		1	11			1	3-1
	27	J	CLARKE					1	1			20	W	PICKETT 1	1	1111			1		2-4
	25	J	GLAZBROOK	1								4	L	PRIDHAM	1						
	23	A	GLAZBROOK	11								2	B	TWIGGS							
	1	R	SMISSON									1	H	WALPOLE							
	7	J	BASAGRANDE									17	J	WOODFORD 5				1	11		3-0
Time Outs				Totals				Time Outs				Totals									
1 1 1				1 1 1 1 4				1 1				6 5 5 6 22									

Won by Brighton
 Signified Correct...
 1st Named Team West Torrens
 2nd Named Team Brighton

Umpires/Referees
 Signature [Signature]
 Signature [Signature]
 Signature [Signature]


Score 4 to 22
 Name M. CAPEL Club _____
 Name D. FINE Club _____
 Name _____ Club _____

Officials Report

Referee: _____
 Time Clock: _____
 Green Card: _____
 Yellow Card: _____
 Red Card: _____
 Comments: _____

1st Named Team West Torrens

2nd Named Team Brighton

LSA No.	No.	Initials	Surname (In Alphabetical Order)	Penal	Assist	Goals				Total	LSA No.	No.	Initials	Surname (In Alphabetical Order)	Penal	Assist	Goals				Total	
						1	2	3	4								1	2	3	4		
	6	S	HARLEY (2)										22	A		"						
	13	D	Johnson (4)	"									16	B		"						
	41	S	Horton (5)	"									9	T		"			"			
	32	H	Pearce	"									10	S		"						
	36	C	Johnson (1)	"									6	R								
	11	C	Eddy	"									7	E								
	12	L	Little										23	M		"						
	22	R	Simpson										21	Per		"						
	8	A	Hansford	"									18	Jes		"						
	18	S	Green	"									19	L		"			"			
	27	J	Clarke										20	W		"			"			
	25	J	Glasbrook	"									4	L		"						
	23	A	Glasbrook	"									2	B								
	1	R	Smit Smissen										1	H								
	7	J	Casagrande (3)										17	J					"			
																						
Time Outs <u>1/1</u>										Time Outs <u>1/1</u>												
Totals <u>1</u> <u>1</u> <u>1</u> <u>1</u> <u>4</u>										Totals <u>6</u> <u>5</u> <u>5</u> <u>6</u> <u>22</u>												

Won by BRIGHTON

Signified Correct...
1st Named Team [Signature]
2nd Named Team [Signature]

Umpires/Referees
Signature [Signature] Name Michael Club _____
Signature [Signature] Name DAVE LEE Club _____
Signature _____ Name _____ Club _____

Score 4 to 22

Officials Report

Scorer
1st Name: _____ No: _____
2nd Name: _____ No: _____

Time Clock
No: _____

Green Card
No: _____

Yellow Card
No: _____

Red Card
No: _____

Correct Starting Time
No: _____

Correct Duration
No: _____

Comments

Coaches Voting
1st Name: _____ No: _____
2nd Name: _____ No: _____
3rd Name: _____ No: _____
4th Name: _____ No: _____
5th Name: _____ No: _____
6th Name: _____ No: _____
7th Name: _____ No: _____
8th Name: _____ No: _____
9th Name: _____ No: _____
10th Name: _____ No: _____

Round 3

Round 3

1st Named Team Glenelg 2nd Named Team Brighton

LSA No.	No.	Initials	Surname (In Alphabetical Order)	Penal	Assist	Goals				Total	LSA No.	No.	Initials	Surname (In Alphabetical Order)	Penal	Assist	Goals				Total											
						1	2	3	4								1	2	3	4												
	7	R	ALLFORD								22	A	CARTER	1	III	II	I	II		4												
	13	N	BOLTON								16	B	EDWARDS	1																		
	12	R	CUNNINGHAM	1							9	T	FREEMAN	1	II	III	I		5													
	2	J	HINDS					I	I		10	S	GILBERT			I			2													
	15	C	KEATING		I			I	2		6	R	HAMILTON																			
	9	L	KEESING								7	E	LOK				I		1													
	18	M	LANGLEY					I	I		23	M	MANGAN	1	IIIIII			II	3													
	17	D	LYONS								21	JAR	MACKINNON	1																		
	1	S	MORTIMER	1	III			II	2	3	18	JAR	MACKINNON	3																		
	11	C	MORTIMER								19	L	PERHAM	4	II	I	I		4													
	3	N	MORTON	1				I	4		4	L	FRIDHAM		I				0													
	5	DA	NANGLE								20	W	PICKETT	2	II			I	1													
	16	DM	NANGLE								1	H	WALPOLE	1																		
	6	S	ROBB	1	III			I	2	3	17	J	WOODFORD		I				0													
	8	B	ROBINSON								2	B	TWIGGS																			
						Totals				3	3	1	5	12																		
Time Outs																Time Outs																
																Totals						8	3	4	5	20						

Won by Brighton Umpires/Referees Score 12 to 20
 Signified Correct... Signature [Signature] Name M. Palden Club _____
 1st Named Team Signature [Signature] Name DAVID EYRE Club _____
 2nd Named Team Signature [Signature] Name _____ Club _____

Officials Report

Score: 12 to 20

Time Clock: 11:35

Green Card: 0

Yellow Card: 0

Red Card: 0

Correct Starting Time: 11:35

Correct Uniforms: 0

Comments: _____

Coached/Trained: _____

1st Named Team GLENELG

2nd Named Team BRIGHTON

LSA No.	No.	Initials	Surname (In Alphabetical Order)	Penal	Assist	Goals				Total	LSA No.	No.	Initials	Surname (In Alphabetical Order)	Penal	Assist	Goals				Total
						1	2	3	4								1	2	3	4	
1365	7	R	ALLFORD								22	A	CARTER		10	1	1	1		4	
1371	13	N	BELTON								16	B	EDWARDS								
1381	12	R	CONNINGTON (4)								9	T	FREEMAN		11	1	1		11	5	
2073	2	J	HINDS					1	1		10	S	GILBERT (1)					1		2	
4092	15	C	KRATING		1		1		2		6	R	HAMILTON								
4570	9	L	KESING								7	E	LOK							1	
2340	18	M	LAWLEY					1	1		23	M	MANGAN		11			11		3	
1407	17	D	LYONS								21	JAR	M'KINNON (5)								
1416	1	S	MERTIMER (5)	1	11		11		2		18	JAR	M'KINNON (3)								
1413	11	C	MERTIMER (7)								19	L	PERHAM (4)		11			11		4	
1419	3	N	MERTON (3)		1			1	4		4	L	PRIDHAM								
1422	5	DA	NANGLE								20	W	PICKETS (2)		11			1		1	
1423	16	DY	NANGLE (2)								1	H	WALROE								
1428	6	S	ROSBY		11			1	2		17	J	WOODFORD								
2012	8	B	ROBINSON								2	B	TWIGGS								
<i>[Signature]</i>										<i>[Signature]</i>											
Time Outs <u>X 4</u>										Time Outs <u>1</u>											
Totals 3 3 1 5 12										Totals 8 3 4 5 20											

Won by BRIGHTON Umpires/Referees Score 20 to 12
 Signified Correct... Signature [Signature] Name M. Polder Club _____
 1st Named Team Signature [Signature] Name David Egan Club _____
 2nd Named Team Signature _____ Name _____ Club _____

Officials Report

Scorers
 1st Team: Yes No
 2nd Team: Yes No

Time Clock
 Yes No

Green Card
 Yes No

Yellow Card
 Yes No

Red Card
 Yes No

Correct Starting Time
 Yes No

Correct Injuries
 Yes No

Comments

Coaches Voting
 1st Team: Yes No
 2nd Team: Yes No

1st Named Team EAST TORRENS PAYNEHAM

2nd Named Team Woodville

LSA No.	No.	Initials	Surname (In Alphabetical Order)	Penal	Assist	Goals				Total	LSA No.	No.	Initials	Surname (In Alphabetical Order)	Penal	Assist	Goals				Total		
						1	2	3	4								1	2	3	4			
	16	M	BROWN (4)								33	M	AGOSTINELLI (2)			11	1	1	1	1	6		
	9	N	BROWN								20	A	CALDWELL										
	8	K	DEW OTTER (2)						1		1	J	EDWARDS										
	11	S	GILL (3)						1		32	A	FELEPPA (1)			11				1	4		
	13	C	KIRTON								24	A	GLASS										
	2	T	LINDNER								7	S	GUERIN								1		
	25	B	MORRIS								6	J	INGE (4)			11	11	1	1	1	5		
	18	R	PEARCE								22	P	INGE								1		
	12	S	PETERSEN (1)								16	J	PANGRAZIO										
	17	D	PLATT								8	T	PHILP										
	6	T	POLAND								3	M	SANTI								2		
	4	T	PRINGLE (5)								5	C	SCHICKER (5)										
	1	G	STERLE (2)								2	J	WHIANEY (3)										
	37	S	VICKERY								15	B	ZAMMIT										
	10	T	VICKERY								45	P	ZAMIT.										
/										/													
Time Outs						Totals						Time Outs						Totals					
1/1/1						4334/14												6445/19					

Won by Woodville
 Signified Correct...
 1st Named Team [Signature]
 2nd Named Team [Signature]

Umpires/Referees
 Signature [Signature] Name Campbell Club _____
 Signature [Signature] Name Michaela Goudie Club _____
 Signature _____ Name _____ Club _____

Officials Report

Goals
 For: Yes No
 For: Yes No

Turns Clock
 For: Yes No

Green Card
 For: Yes No

Yellow Card
 For: Yes No

Red Card
 For: Yes No

Correct Starting Time
 For: Yes No

Correct Uniform
 For: Yes No

Comments

Cached Voting
 Name: _____
 Club: _____

1st Named Team ETP

2nd Named Team Woodville

LSA No.	No.	Initials	Surname (In Alphabetical Order)	Penal	Assist	Goals				Total	LSA No.	No.	Initials	Surname (In Alphabetical Order)	Penal	Assist	Goals				Total																		
						1	2	3	4								1	2	3	4																			
	16	M	Brown	1							33	M	Agostinelli (2)			11	1	11	1	6																			
	9	N	Brown	1T							20	A	Caldwell																										
	8	K	Den Otter			1	1	1	3		1	S	Edwards																										
	11	S	Gill					1	2		32	A	Feleppa (1)	T		11			1	4																			
	13	C	Kirton	11	11				0/2		24	A	Glass	1T																									
	2	T	Lincher								7	S	Guerin	1T					1	1/1																			
	25	B	Morris								6	J	Juge (4)	1	1	1	11	11	5	1/1																			
	18	R	Peare								22	P	Juge		111				1	1/3																			
	12	S	Peterson		11	111			5/2		16	S	Pandrazio																										
	17	D	Platt	1							8	T	Philip																										
	6	T	Poland						2/i		3	M	Santi			1				1																			
	4	T	Pringle								5	C	Schicker (5)																										
	6	S	Steele						2		2	J	Whinner (3)																										
	3	S	Vickery								15	B	Zammit																										
	10	T	Vickery								45	P	Zammit																										
Time Outs										Totals										Time Outs										Totals									
										A 3 3 4 14																				6 4 4 5 19									

Officials Report

1st Team
 2nd Team
 3rd Team
 4th Team
 5th Team
 6th Team
 7th Team
 8th Team
 9th Team
 10th Team
 11th Team
 12th Team
 13th Team
 14th Team
 15th Team
 16th Team
 17th Team
 18th Team
 19th Team
 20th Team
 21st Team
 22nd Team
 23rd Team
 24th Team
 25th Team
 26th Team
 27th Team
 28th Team
 29th Team
 30th Team
 31st Team
 32nd Team
 33rd Team
 34th Team
 35th Team
 36th Team
 37th Team
 38th Team
 39th Team
 40th Team
 41st Team
 42nd Team
 43rd Team
 44th Team
 45th Team
 46th Team
 47th Team
 48th Team
 49th Team
 50th Team
 51st Team
 52nd Team
 53rd Team
 54th Team
 55th Team
 56th Team
 57th Team
 58th Team
 59th Team
 60th Team
 61st Team
 62nd Team
 63rd Team
 64th Team
 65th Team
 66th Team
 67th Team
 68th Team
 69th Team
 70th Team
 71st Team
 72nd Team
 73rd Team
 74th Team
 75th Team
 76th Team
 77th Team
 78th Team
 79th Team
 80th Team
 81st Team
 82nd Team
 83rd Team
 84th Team
 85th Team
 86th Team
 87th Team
 88th Team
 89th Team
 90th Team
 91st Team
 92nd Team
 93rd Team
 94th Team
 95th Team
 96th Team
 97th Team
 98th Team
 99th Team
 100th Team

Won by _____ Umpires/Referees _____ Score _____ to _____
 Signified Correct... Signature _____ Name Campbell Club _____
 1st Named Team ETP Signature _____ Name M. Cassel Gaudie Club _____
 2nd Named Team Woodville Signature _____ Name _____ Club _____



Report from NORTH ADELAIDE Club Date 9/5/09 Round 3 Grade LEAGUE

1st Named Team BURNSIDE 2nd Named Team NORTH ADELAIDE

LSA No.	No.	Initials	Surname (In Alphabetical Order)	Penal	Assist	Goals				Total	LSA No.	No.	Initials	Surname (In Alphabetical Order)	Penal	Assist	Goals				Total		
						1	2	3	4								1	2	3	4			
	22	S	DAWSON						4		41	M	ACKERS										
	32	S	CONNOLLY						1		42	B	ALFORD	2									
	12	C	DINDLER						2		1	C	BARKER	2									
	14	S	BROOKE						1		12	R	GASPARI	2									
	27	B	MARTIN								27	A	KILFORD										
	1	A	MUNRO								4	J	LALUNE	4									
	7	P	MARSHALL						3		2	R	LAWRENCE										
	27	B	MUXLOW								7	L	ROBERTS										
	78	C	GOWER								3	B	SHELDON	1									
	44	W	LINCHFIELD								9	H	SWAINE										
	29	M	SNICHAIR-ROSS								24	B	TUCKER										
	10	C	KOSTEY						1		25	S	TUCKER										
	8	K	SANDOW						1		29	C	TWIGGS										
	78	D	KILLDERY								22	N	TWISK	2									
	18	N	MUXLOW								6	M	KLAWITTER										
	25	C	SEMMLER																				
						Totals				43							Totals				44	33	14

Time Outs 1 / 11

Time Outs 1 / 1

Won by NORTH ADELAIDE Umpires/Referees Score 14 to 3
 Signified Correct... Signature [Signature] Name SAUL RETALLICK Club [Club]
 1st Named Team Signature [Signature] Name [Name] Club [Club]
 2nd Named Team Signature [Signature] Name M BENDALV Club [Club]

Officials Report

Score: _____

Time Clock: _____

Green Card: _____

Yellow Card: _____

Red Card: _____

Comment: _____

Round 2

Round 2

1st Named Team Sturt 2nd Named Team East Torrens Payneham

LSA No.	No.	Initials	Surname (In Alphabetical Order)	Penal	Assist	Goals				Total	LSA No.	No.	Initials	Surname (In Alphabetical Order)	Penal	Assist	Goals				Total
						1	2	3	4								1	2	3	4	
	22	W	Costa. (1)								16	M	Brown								
	49	C	de Mello (5)								9	N	Brown.								
	26	M	Falloan								8	K	Den Otter								1
	32	Ma	Forbes (7)						2		11	Sc	Gill								1
	34	Mi	Forbes						1		27	Si	Gill								
	6	N	Gere								13	C	Kirtan								
	8	P	Kernaghan						2		28	C	Lindner								
	29	J	Kirkwood						-1		2	T	Lindner								
	14	R	McAuley						1		18	R	Pearce								
	3	A	Stone								12	S	Peter son								3
	33	R	Stone (4)						2		4	T	Pringle								
			Fuck								32	M	Smith								
	7	C	Steffe								1	G	Steele								2
	19	N	Wapper (3)						2		37	S	Vickery								1
	42	T	Tuxford						1		10	T	Vickery								
	73	T	Brown																		
						Totals 2 2 3 4 11											Totals 3 1 2 2 8				

Won by Sturt Umpires/Referees S. Retallick Score 11 to 8
 Signified Correct... Signature [Signature] Name S. RETALLICK Club _____
 1st Named Team Maveray Signature [Signature] Name M. BENDALL Club _____
 2nd Named Team [Signature] Signature _____ Name _____ Club _____

Officials Report

Scored
 1st Team Yes No
 2nd Team Yes No

Time Clock
 Yes No

Green Card
 Yes No

Yellow Card
 Yes No

Red Card
 Yes No

Correct Starting Time
 Yes No


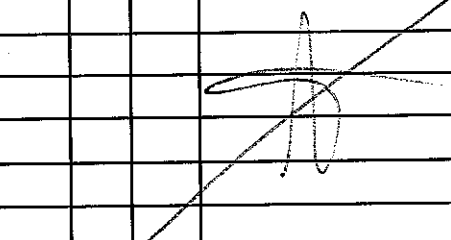
Correct Uniforms
 1st Team Yes No
 2nd Team Yes No

Comments

Officials' Meeting
 Held Not Held
 Date Time

1st Named Team WOODVILLE

2nd Named Team WEST TORRENS

LSA No.	No.	Initials	Surname (In Alphabetical Order)	Penal	Assist	Goals				Total	LSA No.	No.	Initials	Surname (In Alphabetical Order)	Penal	Assist	Goals				Total	
						1	2	3	4								1	2	3	4		
	33	M	AGOSTONEU	'	"		1	1	1	1	4		8	A	HANSFORD	"	"		1			2
	20	A	CARDWELL	'									10	M	LARWOOD	"	"					
	1	J	EDWARDS										11	C	EDDY (1)	"	"		1			1
	14	A	FELEPPA	'					1	1			12	L	LITTLE (3)	"	"					
	9	A	GLASS	'									13	D	JOHNS	"	"	1				1
	7	S	GUERIN	'		"	"		1	5			18	S	GREEN	"	"					
	6	J	INGE	'	1	"	"		1	3			22	R	SIMPSON (4)	"	"		1		1	2
	22	P	INGE	'	"	"			1	1			23	A	GLAZBROOK	"	"					
	16	J	PANGAZIO	'	"	"			1	1			27	J	CLARK (5)	"	"					
	8	T	PHILP	"	"								32	H	PEARCE	"	"					
	5	C	SCHICKER							1			36	C	JOHANSON	"	"					
	11	M	SMITH	"									40	D	SLOAN	"	"					
	2	J	WHINAKEN	"									41	J	HORTON (2)	"	"	1	1		1	2
	15	B	ZAMIT		2	1	1		1	2			17	R	HOOPER	"	"					
	45	P	ZAMIT	1									1	R	SULLIVAN	"	"					
																						
Time Outs <input checked="" type="checkbox"/>											Time Outs <input checked="" type="checkbox"/>											
Totals 4 6 3 6 19											Totals 3 3 1 1 8											

Won by WOODVILLE Umpires/Referees Score 19 to 8
 Signified Correct... Signature Michael Carr Name [Signature] Club _____
 1st Named Team Signature [Signature] Name Brian Peak Club _____
 2nd Named Team Signature _____ Name _____ Club _____

Officials Report

1st Team
 2nd Team
 3rd Team
 4th Team
 5th Team
 6th Team
 7th Team
 8th Team
 9th Team
 10th Team
 11th Team
 12th Team
 13th Team
 14th Team
 15th Team
 16th Team
 17th Team
 18th Team
 19th Team
 20th Team
 21st Team
 22nd Team
 23rd Team
 24th Team
 25th Team
 26th Team
 27th Team
 28th Team
 29th Team
 30th Team
 31st Team
 32nd Team
 33rd Team
 34th Team
 35th Team
 36th Team
 37th Team
 38th Team
 39th Team
 40th Team
 41st Team
 42nd Team
 43rd Team
 44th Team
 45th Team
 46th Team
 47th Team
 48th Team
 49th Team
 50th Team
 51st Team
 52nd Team
 53rd Team
 54th Team
 55th Team
 56th Team
 57th Team
 58th Team
 59th Team
 60th Team
 61st Team
 62nd Team
 63rd Team
 64th Team
 65th Team
 66th Team
 67th Team
 68th Team
 69th Team
 70th Team
 71st Team
 72nd Team
 73rd Team
 74th Team
 75th Team
 76th Team
 77th Team
 78th Team
 79th Team
 80th Team
 81st Team
 82nd Team
 83rd Team
 84th Team
 85th Team
 86th Team
 87th Team
 88th Team
 89th Team
 90th Team
 91st Team
 92nd Team
 93rd Team
 94th Team
 95th Team
 96th Team
 97th Team
 98th Team
 99th Team
 100th Team

Comments: _____

1st Named Team WOODVILLE

2nd Named Team WEST TORRENS

LSA No.	No.	Initials	Surname (In Alphabetical Order)	Penal	Assist	Goals				Total	LSA No.	No.	Initials	Surname (In Alphabetical Order)	Penal	Assist	Goals				Total
						1	2	3	4								1	2	3	4	
	33	M	AGOSTINELLI		11	1	1	1	4	3	8	A	HANSFORD	3	1	1				2	
	20	A	LARDWELL	1							10	M	LARWOOD	1							
	1	J	EDWARDS								11	C	EDDY	1						1	
	14	A	FILEPPA (2)	T			1	1	2		12	L	LITTLE	T							
	9	A	GLASS	1							13	D	JOHNS		1					1	
1336	7	S	GUERIN (1)	T	1	1	1	1	5	1	18	S	GREEN	T							
1343	6	J	INGE	1	1				3	1	22	R	SIMON	1				1		2	
2535	22	P	INGE (5)		1				1	4	23	A	GLAZBROOK								
1347	16	J	PANGRAZIO	1	1				2	3	27	J	CLARK								
2648	8	T	PHILP	1							32	H	PEARCE								
1354	5	C	SCHICKER (3)						1		36	C	JOHNSON		1						
	11	M	SMITH	1							40	D	SLOAN								
2682	2	J	WHINNEN (4)								41	J	HORTON	1	1			1		2	
	15	B	ZAMIT						1		1	R	SIMSEN	1							
	45	P	ZAMIT	1							17		JEDDER	1							
Time Outs										Time Outs											
Totals 4 6 3 6 19										Totals 3 3 1 1 8											

Officials Report

Referee: Yes No

Timekeeper: Yes No

Green Card: Yes No

Yellow Card: Yes No

Red Card: Yes No

Correct Starting Time: Yes No

Correct Uniforms: Yes No

Comments:

Won by WOODVILLE

Signified Correct...

1st Named Team Woodville

2nd Named Team West Torrens

Umpires/Referees

Signature [Signature]

Signature [Signature]

Signature [Signature]

Score 19 to 8



Name Mr. Clayton Laurie Club

Name Brian Beahm Club

Name Club

1st Named Team BRIGHTON

2nd Named Team NORTH ADELAIDE

LSA No.	No.	Initials	Surname (In Alphabetical Order)	Penal	Assist	Goals				Total	LSA No.	No.	Initials	Surname (In Alphabetical Order)	Penal	Assist	Goals				Total
						1	2	3	4								1	2	3	4	
	22	A	CARTER							2		42	B	ALFORD						1	1
	16	B	EDWARDS							1		1	C	BARKER							
	9	T	FREEMAN							2		18	B	CHARLES							
	10	S	GILBERT									12	R	GASPARI							1
	6	R	HAMILTON		\$					1		27	A	KILFORD							
	7	E	LOK							1		4	J	LALEUNE							1
	23	M	MANGAN							8		2	RJ	LAWRENCE							
	21	JAC	MACKINNON									15	T	MORRIS							
	18	JAS	MACKINNON									7	L	ROBERTS							2
	20	W	PICKETT							4		3	B	SHELDON							
	2	B	TWIGGS							1		17	N	TARCA							
	1	H	WALPOLE									21	C	TUCKER							3
	17	J	WOODFORD							2		25	S	TUCKER							
	15	T	RAYMOND									29	C	TWIGGS							
	19	L	PERTHAM							2		22	N	TWISK							2
																					
Time Outs <u>1</u>											Time Outs <u>1</u>										
Totals <u>4</u> <u>5</u> <u>7</u> <u>8</u> <u>24</u>											Totals <u>3</u> <u>3</u> <u>3</u> <u>10</u>										

Won by BRIGHTON

Signified Correct...

1st Named Team J. Bartholomew

2nd Named Team M. Polden

Umpires/Referees

Signature [Signature]

Signature [Signature]

Signature [Signature]

Score 24 to 10

Name D. PERRY Club

Name M. Polden Club

Name Club

Officials Report

Secretary
 Get Points Yes No
 Ref Points Yes No

Time Clock
 Yes No

Green Card
 Yes No

Yellow Card
 Yes No

Red Card
 Yes No

Correct Starting Time
 Yes No

Correct Uniforms
 Yes No

Comments

Coach's Rating
 1st Year 2nd Year 3rd Year

Name
 Club

Round 1

Round 1

1st Named Team NORTH ADELAIDE 2nd Named Team WEST TORRENS

LSA No.	No.	Initials	Surname (In Alphabetical Order)	Penal	Assist	Goals				Total	LSA No.	No.	Initials	Surname (In Alphabetical Order)	Penal	Assist	Goals				Total
						1	2	3	4								1	2	3	4	
	42	B	ALFORD	TTI	1	1			2		17	M	LARWOOD (1)								
	1	C	BARKER								36	C	JOHNSTON	TTT							1
	18	B	CHARLES	1							13	D	JOHNSTON	1							2
	12	R	GASPARI	TTT	1			1	2		23	A	GLAZBROOK (4)								
	27	A	KILFORD	TTT							1	R	SMISSEN (5)								
	30	S	MAYMAN								32	H	PEARCE		1						
	15	T	MORRIS								7	J	CASAGRANDE (2)		1						
	7	L	ROBERTS		1			1	2		11	C	EDDY	1							
	3	B	SHELDON	1							12	L	LITTLE (3)	1							
	9	H	SWAINE	1							22	R	SIMPSON	TT			1				2
	17	N	TARCA								18	S	GREEN								
	24	C	TUCKER	1			1		2		5	R	HOOPER								
	26	S	TUCKER	1							27	J	CLARK								
	29	C	TWIGGS								41	J	HORTON	TT	1		1	1			3
	22	N	TWISK					1	1		8	A	HANSFORD	1		1					2
/										/											
Time Outs <u>1/1</u>						Totals <u>2</u> <u>3</u> <u>3</u> <u>9</u>					Time Outs <u>1/1</u>						Totals <u>1</u> <u>1</u> <u>2</u> <u>6</u> <u>10</u>				

Won by WEST TORRENS
 Signified Correct...
 1st Named Team [Signature]
 2nd Named Team [Signature]

Umpires/Referees
 Signature [Signature] Name S. RETALICK Club _____
 Signature [Signature] Name M. BENDALL Club _____
 Signature _____ Name _____ Club _____

Officials Report

Score: _____ to _____

Time Check: _____

Green Card: _____

Yellow Card: _____

Red Card: _____

Ground Staffing: _____

Comments: _____

Coach's Writing: _____

1st Named Team Woodville

2nd Named Team Brighton

LSA No.	No.	Initials	Surname (In Alphabetical Order)	Penal	Assist	Goals				Total	LSA No.	No.	Initials	Surname (In Alphabetical Order)	Penal	Assist	Goals				Total																						
						1	2	3	4								1	2	3	4																							
	33	M	Agostinelli				1			2		22	A	Carter				1			3																						
	20	A	Caldwell									16	B	Edwards																													
	1	J	Edwards ①									9	T	Freeman	1			1			2																						
	14	A	Feleppa ②	1								10	S	Gilbert ④							1																						
	12	A	Glass									6	R	Hamilton																													
	7	S	Guerin		1					0/1		7	E	Lok	1						1																						
	6	J	Inge									21	J	Joe Mackinnon																													
	22	P	Inge ③		1					0/2		18	J	Jas Mackinnon																													
	16	J	Panarazio ②	1						2/1		23	M	Morgan							4																						
	8	T	Philp ⑤									19	L	Perham ①							4																						
	3	M	Santi							2		20	W	Pickett ③							4																						
	5	C	Schicker ④									15	T	Raymond																													
	11	M	Smith									2	B	Twiggs ②																													
	15	B	Zammit									1	H	Walpole																													
	45	P	Zammit									17	T	Woodford ⑤																													
Time Outs <u>1</u> <u>1</u>											Totals <u>1</u> <u>2</u> <u>2</u> <u>1</u> <u>6</u>											Time Outs <u>1</u> <u>1</u>											Totals <u>7</u> <u>2</u> <u>4</u> <u>6</u> <u>19</u>										

Officials Report

Scoring
 1st Team: Yes No
 2nd Team: Yes No

Time Clock
 Yes No

Green Card
 Yes No

Yellow Card
 Yes No

Red Card
 Yes No

Correct Starting Time
 Yes No

Correct Distances
 1st Team: Yes No
 2nd Team: Yes No

Comments

Won by Brighton Umpires/Referees Score 6 to 19
 Signified Correct... Signature P Campbell Name Campbell Club _____
 1st Named Team M. Richardson Signature P Vicker Name P. VICKER Club _____
 2nd Named Team J. Bartholomew Signature Bartholomew Name Bartholomew Club _____

1st Named Team Woodville

2nd Named Team Brighton

LSA No.	No.	Initials	Surname (In Alphabetical Order)	Penal	Assist	Goals				Total	LSA No.	No.	Initials	Surname (In Alphabetical Order)	Penal	Assist	Goals				Total																						
						1	2	3	4								1	2	3	4																							
	33	M	A GOSTINELLI			1	1			2-0		22	A	CARTER			1	1			2-0																						
	20	A	CARDWELL									16	B	EDWARDS																													
	1	J	EDWARDS									9	T	FREEMAN	1	1					2-1																						
	14	A	FELEPPA	1								10	S	GILBERT					1		1-0																						
	12	A	GLASS									6	R	HAMILTON																													
	7	S	GUERIN	1	1					0-1		7	E	LOK	1	1	1				1-1																						
	6	J	INGE	1								21	JAR	MACKINNON																													
	22	P	INGE		1					0-2		18	JAS	MACKINNON	1																												
	16	J	PANGRAZIO	1	1	1	1			2-1		23	M	MANGAN		1			1		4-1																						
	8	T	PHILP									19	L	PERHAM		1			1		4-1																						
	3	M	SANTI			1	1			2-0		20	W	PICKETT	1			1			4-0																						
	5	C	SCHICKER	1								15	T	RAYMOND	1																												
	11	M	SMITH	1								2	B	TWIGGS							2																						
	15	B	ZAMMIT									1	H	WALPOLE																													
	45	P	ZAMMIT	1								17	J	WOODFORD	1						5																						
Time Outs <u>1</u> <u>1</u> <u>1</u>											Totals <u>1</u> <u>2</u> <u>2</u> <u>1</u> <u>6</u>											Time Outs <u>1</u> <u>1</u>											Totals <u>7</u> <u>2</u> <u>4</u> <u>6</u> <u>19</u>										

Won by Brighton Umpires/Referees Score 6 to 19¹³
 Signified Correct P. Richardson Signature Campbell Name Campbell Club _____
 1st Named Team J. Bartholomew Signature P. Vicker Name P. VICKER Club _____
 2nd Named Team _____ Signature Drum Peak Name Drum Peak Club _____

Officials Report

Score: 6 to 19¹³

Time Clock: 1 1 1

Correct Starting Time: 1 1

Correct Length: 1 1

Comments: _____

Officials: _____

