

			Sheets	Scores				Sheets	Scores
	22/08/09 (Sat) 12:45	Women's Memorial Playing Fields	✓	21	Sturt	vs	North Adelaide	✓	13
15	18/07/09 (Sat) 12:45	Brighton Oval	✓	12	Brighton	vs	Glenelg 2	✓	13
	18/07/09 (Sat) 12:45	Findon Oval	•	8	Woodville	vs	Glenelg 1	✓	19
	18/07/09 (Sat) 12:45	Miller Reserve	✓	11	Burnside	vs	Adelaide University	•	6
	18/07/09 (Sat) 12:45	Patterson Reserve	•	12	East Torrens Payneham	vs	North Adelaide	✓	13
	18/07/09 (Sat) 12:45	Women's Memorial Playing Fields	✓	19	Sturt	vs	West Torrens	✓	13

This fixture proudly brought to you by the Lacrosse SA and www.sportingpulse.com

29/8/09. ✓ WDV 15 -v- ✓ STURT 14
 ✓ GLG B/H -v- ✓ BRI 7

5/9/09 ✓ BRI 20 -v- ✓ WDV. 7
 ✓ GLG S/H 10 -v- ✓ GLG B/H 11

12/9/09 **PRELIM FINAL.**
 ✓ GLG S/H 10 -v- • BRI. 3

GRAND FINAL
 18/9/09 ✓ GLG B/H 8 -v- • GLG S/H 11

RESERVES

Sheets
Scores

Sheets
Scores

	13/06/09 (Sat) 12:45	Barratt Reserve	✓	17	Glenelg 2	vs	West Torrens	✓	5
	13/06/09 (Sat) 12:45	Brighton Oval	✓	25	Brighton	vs	East Torrens Payneham	✓	0
	13/06/09 (Sat) 12:45	Findon Oval	✓	9	Woodville	vs	Glenelg 1	✓	13
	13/06/09 (Sat) 12:45	Miller Reserve	✓	14	Burnside	vs	North Adelaide	✓	7
8	20/06/09 (Sat) 12:45	Adelaide Uni Playing Fields	✓	14	Adelaide University	vs	Woodville	✓	8
	20/06/09 (Sat) 12:45	Brighton Oval	✓	17	Brighton	vs	Glenelg 1	✓	8
	20/06/09 (Sat) 12:45	Finsbury Reserve	✓	16	West Torrens	vs	North Adelaide	✓	1
	20/06/09 (Sat) 12:45	Patterson Reserve	✓	6	East Torrens Payneham	vs	Glenelg 2	✓	17
	20/06/09 (Sat) 12:45	Women's Memorial Playing Fields	✓	15	Sturt	vs	Burnside	-	14
9	27/06/09 (Sat) 12:45	Adelaide Uni Playing Fields	✓	6	Adelaide University	vs	North Adelaide	✓	10
	27/06/09 (Sat) 12:45	Barratt Reserve	✓	11	Glenelg 1	vs	Burnside	-	9
	27/06/09 (Sat) 12:45	Barratt Reserve	✓	12	Glenelg 2	vs	Brighton	✓	6
	27/06/09 (Sat) 12:45	Finsbury Reserve	✓	7	West Torrens	vs	Woodville	✓	11
	27/06/09 (Sat) 12:45	Patterson Reserve	✓	5	East Torrens Payneham	vs	Sturt	✓	31
10	25/07/09 (Sat) 12:45	Adelaide Uni Playing Fields	✓	5	Adelaide University	vs	Brighton	✓	22
	25/07/09 (Sat) 12:45	Barratt Reserve	✓	16	Glenelg 1	vs	Glenelg 2	11 ✓	✓
	25/07/09 (Sat) 12:45	Findon Oval	✓	14	Woodville	vs	East Torrens Payneham		10
	25/07/09 (Sat) 12:45	Finsbury Reserve	✓	5	West Torrens	vs	Burnside	✓	5
	25/07/09 (Sat) 12:45	Gepps Cross	✓	12	North Adelaide	vs	Sturt		8
11	01/08/09 (Sat) 12:45	Barratt Reserve	✓	18	Glenelg 2	vs	North Adelaide	✓	1
	01/08/09 (Sat) 12:45	Brighton Oval	✓	-	Brighton	vs	West Torrens	FORFEITED	
	01/08/09 (Sat) 12:45	Findon Oval	✓	7	Woodville	vs	Glenelg 1	✓	15
	01/08/09 (Sat) 12:45	Women's Memorial Playing Fields	✓	20	Sturt	vs	Adelaide University	✓	8
	02/08/09 (Sun) 12:45	Patterson Reserve	✓	2	East Torrens Payneham	vs	Burnside	✓	22
12	08/08/09 (Sat) 12:45	Barratt Reserve	✓	11	Glenelg 1	vs	West Torrens	✓	5
	08/08/09 (Sat) 12:45	Brighton Oval	✓	8	Brighton	vs	Burnside	✓	6
	08/08/09 (Sat) 12:45	Findon Oval	✓	22	Woodville	vs	Sturt	✓	18
	08/08/09 (Sat) 12:45	Gepps Cross	✓	7	North Adelaide	vs	Adelaide University	✓	6
	08/08/09 (Sat) 12:45	Patterson Reserve	✓	1	East Torrens Payneham	vs	Glenelg 2	✓	26
13	15/08/09 (Sat) 12:45	Adelaide Uni Playing Fields	-	4	Adelaide University	vs	Brighton	✓	25
	15/08/09 (Sat) 12:45	Finsbury Reserve	✓	19	West Torrens	vs	East Torrens Payneham	✓	3
	15/08/09 (Sat) 12:45	Gepps Cross	✓	9	North Adelaide	vs	Glenelg 1	✓	11
	15/08/09 (Sat) 12:45	Miller Reserve	✓	15	Burnside	vs	Woodville	✓	5
	15/08/09 (Sat) 12:45	Women's Memorial Playing Fields	✓	14	Sturt	vs	Glenelg 2	✓	18
14	22/08/09 (Sat) 12:45	Barratt Reserve	✓	19	Glenelg 1	vs	Adelaide University	-	8 ✓
	22/08/09 (Sat) 12:45	Findon Oval	✓	5	Woodville	vs	Glenelg 2	✓	25 ✓
	22/08/09 (Sat) 12:45	Miller Reserve	✓	8	Burnside	vs	West Torrens	✓	11 ✓
	22/08/09 (Sat) 12:45	Patterson Reserve	✓	2	East Torrens Payneham	vs	Brighton	✓	13 ✓

MEN'S RESERVES 2009

Season Fixture (Men's Reserves 2009)

RND	DATE	TIME	VENUE/COURT	Sheets	SCORES	HOME TEAM	AWAY TEAM	Sheets	SCORES	WIND
NORMAL SEASON										
1	26/04/09 (Sun)	12:45	Barratt Reserve	✓	18	Glenelg 1	vs East Torrens Payneham	X	3	X
	26/04/09 (Sun)	12:45	Barratt Reserve	✓	33	Glenelg 2	vs Adelaide University	✓	7	✓
	26/04/09 (Sun)	12:45	Brighton Oval	✓	5	Brighton	vs Woodville	✓	9	✓
	26/04/09 (Sun)	12:45	Gepps Cross	✓	21	North Adelaide	vs West Torrens	✓	9	X
	26/04/09 (Sun)	12:45	Miller Reserve	✓	10	Burnside	vs Sturt ✓	✓	14	✓
2	02/05/09 (Sat)	12:45	Adelaide Uni Playing Fields	✓	7	Adelaide University	vs Glenelg 1	✓	9	✓
	02/05/09 (Sat)	12:45	Brighton Oval	✓	13	Brighton	vs North Adelaide	✓	2	✓
	02/05/09 (Sat)	12:45	Findon Oval	✓	16	Woodville	vs West Torrens	✓	3	✓
	02/05/09 (Sat)	12:45	Miller Reserve	✓	5	Burnside	vs Glenelg 2	✓	14	✓
	02/05/09 (Sat)	12:45	Women's Memorial Playing Fields	✓	10	Sturt	vs East Torrens Payneham	✓	7	✓
3	09/05/09 (Sat)	12:00	Barratt Reserve#2	✓	15	Glenelg 1	vs Brighton	✓	6	✓
	09/05/09 (Sat)	12:45	Barratt Reserve	✓	17	Glenelg 2	vs Woodville	✓	8	✓
	09/05/09 (Sat)	12:45	Finsbury Reserve	✓	16	West Torrens	vs Sturt	✓	9	✓
	09/05/09 (Sat)	12:45	Gepps Cross	✓	6	North Adelaide	vs Burnside	✓	11	✓
	09/05/09 (Sat)	12:45	Patterson Reserve	✓	8	East Torrens Payneham	vs Adelaide University	✓	10	✓
4	16/05/09 (Sat)	12:45	Adelaide Uni Playing Fields	✓	4	Adelaide University	vs Glenelg 2 <i>SEA HAWKS</i>	✓	23	✓
	16/05/09 (Sat)	12:45	Barratt Reserve	✓	23	Glenelg 1 <i>BLACK HAWKS</i>	vs Sturt	✓	7	✓
	16/05/09 (Sat)	12:45	Finsbury Reserve	✓	2	West Torrens	vs Brighton	✓	7	✓
	16/05/09 (Sat)	12:45	Gepps Cross	✓	4	North Adelaide	vs Woodville	✓	16	✓
	16/05/09 (Sat)	12:45	Miller Reserve	✓	15	Burnside	vs East Torrens Payneham	✓	3	✓
5	23/05/09 (Sat)	12:45	Barratt Reserve	✓	15	Glenelg 2 <i>S/HAWKS</i>	vs Glenelg 1 <i>B/HAWKS</i>	✓	8	✓
	23/05/09 (Sat)	12:45	Finsbury Reserve	✓	12	West Torrens	vs Adelaide University	✓	9	X
	23/05/09 (Sat)	12:45	Gepps Cross	✓	9	North Adelaide	vs East Torrens Payneham	✓	7	✓
	23/05/09 (Sat)	12:45	Miller Reserve	✓	8	Burnside	vs Brighton	✓	17	✓
	23/05/09 (Sat)	12:45	Women's Memorial Playing Fields	✓	12	Sturt	vs Woodville	✓	16	✓
6	30/05/09 (Sat)	12:45	Barratt Reserve	✓	13	Glenelg 1	vs Adelaide University	✓	7	✓
	30/05/09 (Sat)	12:45	Barratt Reserve	✓	25	Glenelg 2	vs North Adelaide	✓	5	✓
	30/05/09 (Sat)	12:45	Brighton Oval	✓	11	Brighton	vs Sturt	✓	6	✓
	30/05/09 (Sat)	12:45	Findon Oval	✓	9	Woodville	vs Burnside	✓	5	✓
	30/05/09 (Sat)	12:45	Patterson Reserve	✓	10	East Torrens Payneham	vs West Torrens	✓	13	✓
7	13/06/09 (Sat)	12:45	Adelaide Uni Playing Fields	✓	10	Adelaide University	vs Sturt	✓	16	✓

Grand
Final

Grand Final

1st Named Team BLACKHAWKS

2nd Named Team SEAHAWKS

LSA No.	No.	Initials	Surname (In Alphabetical Order)	Penal	Assist	Goals				Total	LSA No.	No.	Initials	Surname (In Alphabetical Order)	Penal	Assist	Goals				Total									
						1	2	3	4								1	2	3	4										
	14	B	BARTLET								18	G	BRYANT																	
	9	M	BARTLETT								3	M	CAMPBELL																	
	7	S	DINNING						1		15	M	KOLEN																	
	5	K	FRANKEE						1		13	J	KILLEN																	
	8	K	FARQUAR								9	A	LAWMAN								4									
	17	M	GRIFFIN(5) ✓						2		4	J	GOLDSACK																	
	10	R	LAWSON								14	N	SOUTHWELL																	
	16	D	LYONS(1) ✓								17	A	SEMMER								2									
	1	B	ROBINSON(4) ✓						3		16	C	STEVENS								3									
	3	J	SEARLE(3) ✓								10	AL	SMITH																	
	6	K	SEARLE								7	STV	SMITH																	
	13	C	WHITE						1		11	M	STILGOE																	
	11	B	WILLIAMS(2) ✓								2	P	WHITE																	
	2	C	WITT								12	T	WITT								2									
												S	LIM																	
						Totals				13	2	2	8							Totals						2	6	2	1	11

Officials Report

Scorers
1st Team Yes No
2nd Team Yes No

Time Clock
Yes No

Green Card
Yes No

Yellow Card
Yes No

Red Card
Yes No

Correct Starting Time
Yes No

Correct Uniforms
1st Team Yes No
2nd Team Yes No

Comments

Coaches' Voting
Most Valuable Player (Senior & U17 Grades Only)

1. Name Club No

2. Name Club No

3. Name Club No

(Both Coaches to sign)
Name Club

Signature Club

Signature Club

Won by GLEN 26 SEAHAWKS

Signified Correct...

1st Named Team

2nd Named Team

White Copy to REGISTRAR Blue Copy to CLUB Yellow Copy to UMPIRES/REFEREES

Umpires/Referees

Signature

Signature

Signature

Score 11 to 8

Name H. PASTERS Club

Name Brown Beale Club

Name P. B. RECONAN Club

PASTERS

Brown Beale

Preliminary

final

1st Named Team GLENELG SEAHAWKS

2nd Named Team GLENELG BLACKHAWKS

LSA No.	No.	Initials	Surname (In Alphabetical Order)	Penal	Assist	Goals				Total	LSA No.	No.	Initials	Surname (In Alphabetical Order)	Penal	Assist	Goals				Total																						
						1	2	3	4								1	2	3	4																							
	18	G	BRYANT	1									14	B	BARTLETT			1				2																					
	5	J	CLUSE	111		1		1		2			9	M	BARTLETT				1				1																				
	3	M	CAMPBELL										7	S	DINNING	1				1			1																				
	4	J	GOLDSACK										5	K	FRANKEE		11		1				2																				
	15	M	KOLEN	11									17	M	GRIFFIN																												
	13	J	KILLEN	1									10	R	LAWSON																												
	9	A	LAWMAN		11	111				4			16	D	LYONS (1)	1																											
	17	A	SEMMLER						1	1				N	MORTON																												
	10	AL	SMITH	1									4	K	SEARLE																												
	7	STU	SMITH										3	J	SEARLE (2)																												
	11	M	STILGOE										1	B	ROBINSON (3)							11	2																				
	16	C	STEVENS	1				1		1			13	C	WHITE	1							1																				
	2	P	WHITE		1								2	C	WITT (2)							1	1																				
	12	T	WITT		1	1				2			11	B	WILLIAMS (3)							1	1																				
	14	N	SOUTHWELL		1									KM									1																				
Time Outs <input checked="" type="checkbox"/>											Totals 5 2 2 1 10											Time Outs <input type="checkbox"/>											Totals 3 2 3 3 11										

Won by BLACKHAWKS

Signified Correct...

1st Named Team [Signature]

2nd Named Team [Signature]

White Copy to REGISTRAR Blue Copy to CLUB Yellow Copy to UMPIRES/REFEREES

Umpires/Referees

Signature [Signature] Name S RETALLUCK Club [Signature]

Signature [Signature] Name JINTOOR Club [Signature]

Signature [Signature] Name S AVIN Club [Signature]

CBU [Signature] Michael

Score 11 to 10

Name S RETALLUCK Club [Signature]

Name JINTOOR Club [Signature]

Name S AVIN Club [Signature]

Officials Report

Scorer: Yes No

Time Clock: Yes No

Green Card: Yes No

Yellow Card: Yes No

Red Card: Yes No

Correct Starting Time: Yes No

Correct Uniforms: Yes No

Comments:

Coach's Verifying: Yes No

1st Named Team Woodville

2nd Named Team Sturt

LSA No.	No.	Initials	Surname (In Alphabetical Order)	Penal	Assist	Goals				Total	LSA No.	No.	Initials	Surname (In Alphabetical Order)	Penal	Assist	Goals				Total		
						1	2	3	4								1	2	3	4			
	19	S	Abbott		1	1	1		1	5	4163	78	A	Billing									
	9	M	Cappelluti	1	1					2	2017	73	T	Brown	1								
	18	M	Elliss	1	0					2	2023	21	S	Correll									
	40	J	Gracie								2500	6	T	Dickson	1	1					3		
	17	M	Noble		1					-1	2044	69	A	Hamilton							5		
	20	M	Politis								2045	43	D	Hansford	1						5		
	4	M	Ryan								4026	76	J	Knowler	1	1							
	47	L	Southwell	1	0						4162	75	B	McFarlane (1st)							1		
	14	A	Young	2	0				1	1	141	71	M	McPherson									
	25	J	White							1	2057	16	M	Norton (Capt)	1	1					15		
	15	M	Tansell								2059	20	L	Partington									
	29	G	Paull								3639	56	J	Rea									
	1	A	Cardwell								2075	32	N	Tuck (Capt)							1		
	8	T	Phillip			1	1			2	2078	42	T	Tuxford (Coach)							1		
	12	P	Mathwin			1	1			2	3630	31	A	Lindner	1								
Time Outs						Totals 2 5 4 4 15						Time Outs						Totals 3 4 3 4 14					

Won by Woodville

Signified Correct...

1st Named Team [Signature]

2nd Named Team [Signature]

White Copy to REGISTRAR Blue Copy to CLUB Yellow Copy to UMPIRES/REFEREES

Umpires/Referees

Signature [Signature]

Signature [Signature]

Signature [Signature]

Score 15 to 14

Name [Signature] Club [Signature]

Name [Signature] Club [Signature]

Name [Signature] Club [Signature]

[Signature] B. MARSLAND CEO ALRA.

Officials Report

Scored: Yes No

Time Clock: Yes No

Green Card: Yes No

Yellow Card: Yes No

Red Card: Yes No

Correct Starting Time: Yes No

Correct Uniforms: Yes No

Comments:

Crossed Yellow: Yes No

Other: Yes No

1st Named Team

Woodville

2nd Named Team

Sturt

LSA No.	No.	Initials	Surname (In Alphabetical Order)	Penal	Assist	Goals				Total	LSA No.	No.	Initials	Surname (In Alphabetical Order)	Penal	Assist	Goals				Total
						1	2	3	4								1	2	3	4	
	19	S	Abbott (1)			1	1			2		78	A	Billing							
	9	M	Cappelluti					1		1		73	T	Brown							
			T. Dwyer									21	S	Correll							
	18	M	Ellis							2		6	T	Dickson							
	40	J	Gracie									69	A	Hamilton			1	1	1		5
	17	M	Noble (4)									43	D	Hansford	2		1	1	1	1	5
	20	M	Palitis									76	J	Knowler							
			J. Potter									75	B	McFarlane							1
			K. Potter									71	M	McPherson							
	4	M	Ryan (3)									16	M	Norton		1					1
	47	L	Southwell									20	L	Paltington							
	14	A	Young (5)						1	1		56	J	Rea							
	25	J	White							1		32	N	Tuck							1
	15	M	Tansell									42	T	Tuxford							1
	29	C	Paull									31	A	Linder							
	1	A	Caldwell																		
	8	T	Phillip (2)							2											
	12	P	Malhwin							2											
						Totals 2 5 4 4 15											Totals 3 4 3 4 14				

Won by Woodville
 Signified Correct...
 1st Named Team M. Richardson
 2nd Named Team [Signature]

Umpires/Referees
 Signature [Signature]
 Signature [Signature]
 Signature [Signature]

Score 15 to 14
 Name R. STEVENS Club _____
 Name [Signature] Club _____
 Name [Signature] Club _____
 B. MARSLAND CEO AURA

Officials Report

Scorer: _____
 Time Clock: _____
 Green Card: _____
 Yellow Card: _____
 Red Card: _____
 Corners Starting Time: _____
 Corners Uniforms: _____
 Comments: _____

Disputed Voting: _____
 Name: _____

White Copy to REGISTRAR Blue Copy to CLUB Yellow Copy to UMPIRES/REFEREES

1st Named Team Glenelg Blackhaws

2nd Named Team Brighton.

LSA No.	No.	Initials	Surname (In Alphabetical Order)	Penal	Assist	Goals				Total	LSA No.	No.	Initials	Surname (In Alphabetical Order)	Penal	Assist	Goals				Total
						1	2	3	4								1	2	3	4	
14	B	Bartlett									11	M	ATS								
9	M	Bartlett									8	A	DAVISON								
12	R	ELPHERICO									5	G	ELLIS								
8	K	Farquar									14	A	HILL								
5	K	Frankie									26	S	HILL								
7	S	Dinning									10	M	FUSS								
2	M	Griffin									2	T	LEE								
16	D	Lyons									22	S	MCKINNON								
15	R	Lawson									21	C	LERAY								
	B	McIntosh									7	C	LINDNER								
	D	Mangle									17	B	TRIDHAM								
	K	Searle									25	J	RAYMOND								
	J	Searle									13	G	REVELL								
	17	C	White								29	B	STEWART								
	11	B	Williams								18	C	TERRY								
	19	C	Witt																		
						Totals 2 3 4 0 9										Totals 3 1 2 1 7					
Time Outs		2	1						Time Outs		1	1									

Won by Glenelg Blackhaws

Signified Correct...

1st Named Team Sei Lach

2nd Named Team [Signature]

White Copy to REGISTRAR Blue Copy to CLUB Yellow Copy to UMPIRES/REFEREES

Umpires/Referees

Signature [Signature] Name R. Mollo Club ALRA

Signature [Signature] Name Red T [Signature] Club

Signature [Signature] Name Jan Dewhett Club ALRA

Score 9 to 7

Name R. Mollo Club ALRA

Name Red T [Signature] Club

Name Jan Dewhett Club ALRA

Officials Report

Score:
 1st Team: 9 2nd Team: 7
 Goals: 1 2 3 4

Time Clock:
 Correct Starting Time: Yes No
 Correct Uniforms: Yes No

Comments:

Coaching Writing:
 Name: _____ Club: _____
 Name: _____ Club: _____
 Name: _____ Club: _____

1st Named Team Glenelg Blackhawks 2nd Named Team Brighton

LSA No.	No.	Initials	Surname (In Alphabetical Order)	Penal	Assist	Goals				Total	LSA No.	No.	Initials	Surname (In Alphabetical Order)	Penal	Assist	Goals				Total																									
						1	2	3	4								1	2	3	4																										
	4	R	BARTLET									11	M	ATS																																
	9	M	BARTLET	1								8	A	Dallison	1			1		1																										
	12	R	ELEATHERIOU (5)		11	1		1	2			5	G	Ellis				1																												
	8	K	FARQUAR					1	1			14	A	Hill																																
	5	K	FRANKEE	1				11	2			26	S	Hill	1																															
	7	S	DINNING										M	FUSS																																
	2	M	GRIFFIN					1		1		2	T	Lee																																
	16	D	LYONS (4)									22	S	McKinnon																																
	15	R	LAWSON									21	C	Leray	1																															
	11	B	MACINTOSH (8)									7	C	Lindner																																
	1	D	NIANGLE (7)									17	J	Raymond																																
	6	K	SEARLE (3)									25	G	Revell																																
	13	J	SEARLE (5)	1								13	B	Stewart	1																															
	17	C	WHITE									18	C	Terry																																
	11	B	WILLIAMS (1)									18	C	Terry																																
	19	C	WITT (2)																																											
						Totals 2				3				4				0				9				Time Outs		Totals 3				4				2				1						

Won by Glenelg blackhawks Signified Correct...
 1st Named Team Glenelg Blackhawks
 2nd Named Team Brighton
 White Copy to REGISTRAR Blue Copy to CLUB Yellow Copy to UMPIRES/REFEREES

Umpires/Referees
 Signature [Signature] Name R. M. M. Llo Club D. C. P.
 Signature [Signature] Name R. D. L. S. T. Club
 Signature [Signature] Name D. W. S. T. Club
 Signature [Signature] Name C. T. S. Club ALEN

Officials Report

Score	9	to	7
Winning Team	<input checked="" type="checkbox"/> Res		
Time Clock	No		
Green Card	No		
Yellow Card	No		
Red Card	No		
Correct Starting Time	Yes		
Correct Length of Time	Yes		
Comments			
Geographic Voting	No		

Semi
Final

Semi Final

1st Named Team Burnside 2nd Named Team University

LSA No.	No.	Initials	Surname (In Alphabetical Order)	Penal	Assist	Goals				Total	LSA No.	No.	Initials	Surname (In Alphabetical Order)	Penal	Assist	Goals				Total																			
						1	2	3	4								1	2	3	4																				
	12	M	Baker ④	#	2	1				2		1	T	Coker																										
	10	O	Broadhead ⑤		1			11		2		3	D	Burford																										
	14	OT	Brown					11		2		5	A	geracitano	T	1																								
	57	A	Burford ③		11	1				2		6	S	Phillips																										
	21	J	Goodridge							1		7	A	Kendrick	T																									
	72	K	Hill									9	D	Potts																										
	4	T	Hood									11	J	Lowet																										
	31	B	Jacobsen									4	O	Lowet	T																									
	27	S	Lang									13	D	Walton																										
	2	K	Nicola							1		15	J	Roland																										
	13	S	Olesen									17	A	Cooper																										
	23	J	Patten									20	R	Maple																										
	78	A	Phillips ①									23	M	Keneffick	T	11																								
	7	M	Tucker		11							16	H	gigman																										
	74	A	White																																					
	76	C	Semmler ②	T						1																														
	61	T	Watts							1																														
					Totals					5	2	3	1	11						Totals					1	1	2	2	6											

Officials Report

Scorers
1st Team Yes No
2nd Team Yes No

Time Clock
Yes No

Green Card
Yes No

Yellow Card
Yes No

Red Card
Yes No

Correct Starting Time
Yes No

Correct Uniforms
1st Team Yes No
2nd Team Yes No

Comments

Coaches' Voting
Most Valuable Player (Senior & U17 Grades Only)
1. Name A Phillips
Club Burnside No 78
2. Name _____
Club _____ No _____
3. Name C Semmler
Club Burnside No 76
(Both Coaches to sign)
Name C. Clark Club Burnside
Signature [Signature]
Name _____ Club _____
Signature _____

Won by Burnside

Signified Correct...

1st Named Team [Signature]

2nd Named Team [Signature]

White Copy to REGISTRAR Blue Copy to CLUB Yellow Copy to UMPIRES/REFEREES

Umpires/Referees

Signature [Signature]

Signature [Signature]

Signature _____

Score 11 to 6

Name LASTEAS Club _____

Name C. BOALIE Club W.T.

Name _____ Club _____

1st Named Team STURT

2nd Named Team WEST TORRENS

LSA No.	No.	Initials	Surname (In Alphabetical Order)	Penal	Assist	Goals				Total	LSA No.	No.	Initials	Surname (In Alphabetical Order)	Penal	Assist	Goals				Total	
						1	2	3	4								1	2	3	4		
	78	A	BILLING									1	R	SMISSEN (1)								
	73	T	BROWN									17	M	MAELEY (A)								3
	41	T	FALCON									10	M	LARWOOD								1
	6	N	GEVE									12	P	TAIT								1
	69	A	HAMILTON						5	3		41	S	HORTON (3)								2
	43	D	HANSPORD						4	5		4	W	LITTLE								
	8	P	KORNAGHAN						5			5	L	RAY								
	46	A	LINDNER									28	T	MCDONALD (2)								4
	75	B	MUFARLANE									16	M	STEVEN (5)								3
	71	M	MCMERSON																			
	16	M	NORTON						6													
	20	L	PARTINGTON																			
	32	N	TUCK																			
	42	T	TUKFORD						3													
	30	H	TRAINER																			
						Totals 5 5 4 5 19											Totals 4 2 5 2 13					

Time Outs 1

Won by STURT Umpires/Referees Score 19 to 13

Signified Correct... Signature [Signature] Name M. CAPELLANO Club _____

1st Named Team [Signature] Signature [Signature] Name P. RECONOUR Club _____

2nd Named Team [Signature] Signature [Signature] Name D. J. McWILL Club _____

Officials Report

Scoring:
 1st Team: Yes No
 2nd Team: Yes No

Team Check:
 Yes No

Green Card:
 Yes No

Yellow Card:
 Yes No

Red Card:
 Yes No

Correct Scoring Time:
 Yes No

Correct Utilization:
 Yes No

Comments:

Cosher Voting:
 1st Team: Yes No
 2nd Team: Yes No

Signature:

White Copy to REGISTRAR Blue Copy to CLUB Yellow Copy to UMPIRES/REFEREES

1st Named Team EAST TORRENS PAYNEHAM 2nd Named Team NORTH ADELAIDE

LSA No.	No.	Initials	Surname (In Alphabetical Order)	Penal	Assist	Goals				Total	LSA No.	No.	Initials	Surname (In Alphabetical Order)	Penal	Assist	Goals				Total
						1	2	3	4								1	2	3	4	
	4	T	PRINGER	1	1				11	2		28	J	ACKERS							
	3	M	OWEN					1	1	2		11	M	ACKERS							
	27	S	GILL									40	D	BAKER							
	30	A	MARA FIORE									18	B	CHARLES							
	28	C	LINDER						11	4		32	J	COY							
	14	B	LANBSTRETCH	11	11				1	1/1		13	S	KILFORD							3/3
	17	D	PLATT	1								33	K	LENNON							
	15	S	DAWKINS							1/1		37	C	MAYMAN							
	39	M	VICKERY							2/1		30	S	MAYMAN							3/4
	32	M	SMITH									20	P	MCCONNELL							1
	38	G	MCGEE	12								8	J	MORRIS							2/2
	1	S	WENDENBERG									39	S	MORRIS							
	16	A	LANG									21	A	SANDERS							2
												26	D	SANDERS							1
												19	A	SEWELL							
												10	B	SKUSE							1/1
												34	G	TAPE							
												N	TAREA								
												B	WOOD								
						Totals 21 54 12											Totals 34 51 13				

Officials Report

Scorers
 1st Team Yes No
 2nd Team Yes No

Time Clock
 Yes No

Green Card
 Yes No

Yellow Card
 Yes No

Red Card
 Yes No

Correct Starting Time
 Yes No

Correct Uniforms
 1st Team Yes No
 2nd Team Yes No

Comments

Coaches' Voting
 Most Valuable Player (Senior & U17 Grades Only)
 1. Name D. Baker
 Club NALC No. 40
 2. Name C. WOOD
 Club ETP No. 28
 3. Name D. McCosker
 Club NALC No. 20
 (Both Coaches to sign)
 Name David Club NALC
 Signature [Signature]
 Name T. Bland Club ETP
 Signature [Signature]

Won by NORTH ADELAIDE Umpires/Referees Score 13 to 12
 Signified Correct... Signature [Signature] Name Brian Deak Club _____
 1st Named Team S.C. Bing Signature [Signature] Name Michael Andrew Club _____
 2nd Named Team David Ralston Signature _____ Name _____ Club _____

1st Named Team WOODVILLE

2nd Named Team GLENELG BLACKHAWKS

LSA No.	No.	Initials	Surname (In Alphabetical Order)	Penal	Assist	Goals				Total	LSA No.	No.	Initials	Surname (In Alphabetical Order)	Penal	Assist	Goals				Total						
						1	2	3	4								1	2	3	4							
2226	19	S	ABBOTT	TI		1	1				1368	14	R	BARTLETT		1			1		2-1						
2221	9	M	CAPPELLUCCI			1					1369	9	M	BARTLETT					1	1	2-						
2230	1	T	DWYER								1383	7	S	DINNING	TI				1		2						
119	18	M	ELLES	T		1			1		1385	1	S	FRABOTTI													
3036		J	GRACIE									23	R	GRANT (3)		1		1	1	1	4-1						
2248		A	JOHNS								1393	20	P	GREENHALGH		1		1	1		3-2						
2222	17	M	NORLE								1395	1	M	GRIFFIN (5)		1		1		1	3-1						
1330	29	G	PAVILL								2755	10	R	LANSON													
3810	43	M	POLLIES								1407	4	D	LYONS	TI												
4130		J	POTTER								2947	2	K	SEARLE (4)													
4080		R	POTTER								2584	3	J	SEARLE													
3337	4	M	RYAN								1455	18	B	WILLIAMS (2)							1						
2262		L	SOUTHWELL								1457	8	C	WITT (1)							1						
2263		M	TANSELL								1452	13	C	WHITE.													
	14	A	YOUNG	III					1		335	5	K	FRANKEG		1	1				2-3						
	2	T	PHILP						1																		
	15	A	HUNT																								
	28	M	HOGAN																								
						Totals 3				1	1	3	8							Totals 4				4	7	4	19

Won by GLENELG
 Signified Correct
 1st Named Team M. Richardson
 2nd Named Team Johnston (ELO)

Umpires/Referees
 Signature [Signature] Name BARBIE M. Club ALBA
 Signature [Signature] Name P.J. McCONNELL Club
 Signature _____ Name _____ Club _____

Officials Report

Scorers
 1st Team Yes No
 2nd Team Yes No

Time Clock
 Yes No

Green Card
 Yes No

Yellow Card
 Yes No

Red Card
 Yes No

Correct Starting Time
 Yes No

Correct Uniforms
 1st Team Yes No
 2nd Team Yes No

Comments

Coaches' Voting
 Most Valuable Player (Senior & U17 Grades Only)
 1. Name R Grant
 Club G.L.C. No. 23
 2. Name E WITT
 Club G.L.C. No. 8
 3. Name S Abbott
 Club WOODV No. 19
 (Both Coaches to sign)
 Name _____ Club _____
 Signature [Signature] Club WDS
 Signature [Signature]

White Copy to REGISTRAR Blue Copy to CLUB Yellow Copy to UMPIRES/REFEREES

1st Named Team BRIGHTON 2nd Named Team Glenelg SEAHAWKS

LSA No.	No.	Initials	Surname (In Alphabetical Order)	Penal	Assist	Goals				Total	LSA No.	No.	Initials	Surname (In Alphabetical Order)	Penal	Assist	Goals				Total
						1	2	3	4								1	2	3	4	
	19	C	ADAMS (1)		1				1	3		18	G	BRYANT							
	11	M	ATS.									3	M	CAMPBELL				1			1
	8	A	DALLISON							3		4	J	WILSON GOLDSACK	1						
	5	G	ELLIS									8	WILSON	KILLEN	1						
	28	M	FUSS									15	A	WILSON KOLEN	1						
	A	HOLT										9	A	WILSON LAWMAN	1				1	1	3
	26	S	HILL (2)				1			3		17	A	SEMMER					1	1	2
	24	P	KEANO									13	AL	SMITH							
	25	B	LEE									7	S	SMITH							
	2	T	LEE (3)	1								14	N	SOUTHWELL					1		2
	21	C	LEBAU									11	M	STILGOE							
	7	C	LINDNER									2	P	WHITE	1	1					
	17	E	LOK (5)		1					3		12	T	WITT	1			1	1	1	4
	14	SAM	MCKINNON																		
	22	SCOTT	MCKINNON																	1	1
	10	J	RAYMOND																		
	13	G	REVELL																		
	20	D	SHINWICK																		
	3	B	STEWART																		
	18	C	TERRY																		
	9	W	WALPOLE (4)																		
Time Outs <u>1</u>						Totals 4 4 1 3 12					Time Outs <u>1</u>						Totals 1 4 5 3 13				

Won by GLENELG Umpires/Referees Score 13 to 12
 Signified Correct... Signature [Signature] Name Brian Peak Club _____
 1st Named Team Signature [Signature] Name R. Mollison Club Area
 2nd Named Team Signature [Signature] Name J. Beckman Club SE

White Copy to REGISTRAR Blue Copy to CLUB Yellow Copy to UMPIRES/REFEREES

Officials Report

Signature _____
 Inc. Issues: Yes No
 Red Cards: Yes No
 Time Check: Yes No
 Green Card: Yes No
 Yellow Card: Yes No
 Red Card: Yes No
 Correct Starting Time: Yes No
 Correct Uniforms: Yes No
 Comments _____

Coaches Voting
 [List of names and marks]

1st Named Team BRICLINGTON

2nd Named Team GLENELL SEAHAWKS

LSA No.	No.	Initials	Surname (In Alphabetical Order)	Penal	Assist	Goals				Total	LSA No.	No.	Initials	Surname (In Alphabetical Order)	Penal	Assist	Goals				Total		
						1	2	3	4								1	2	3	4			
	19	C	ADAMS		1				1	3		18	G	BRYANT (3)									
	11	M	ATS	1								3	M	CAMPBELL									
	8	A	DALLISON			1	1			3		4	J	GOLDSACK		1							
	5	G	ELLIS		1							8	J	KILLEN	1								
	28	M	FUSS	1								15	M	KOLEN	1								
	26	J	HILL				1	1		3		9	A	LAWMAN (4)					1	1		3	
	24	P	KEANE									17	A	SEMMLER						1	1		2
	25	B	LEE									13	AL	SMITH =S									
	2	T	LEE	1								7	S	SMITH									
	21	C	LERAT									14	N	SOUTHWELL						1			2
	7	C	LINDNER									11	M	SILGOE (1)									
	17	E	LOK			1	1			3		2	P	WHITE (2)	1		1						
	14	SA	McKINNON									12	T	WITT =S	1	1		1	1	1	1	4	
	22	SL	McKINNON																			1	
	10	J	RAYMOND																				
	13	G	REVELL																				
	20	D	SHAWICK																				
	3	B	STEWART																				
	16	C	TERRY																				
	9	W	WALPOLE																				
						Totals 4 4 1 3 12											Totals 1 4 5 3 13						

Time Outs **Totals** 4 4 1 3 12 Time Outs **Totals** 1 4 5 3 13

Won by Glendis Umpires/Referees Score 13 to 12
 Signified Correct... Signature [Signature] Name [Signature] Club [Signature]
 1st Named Team [Signature] Signature [Signature] Name R MOLLISON Club ALRA
 2nd Named Team [Signature] Signature [Signature] Name J R TOGOED Club GL

White Copy to REGISTRAR Blue Copy to CLUB Yellow Copy to UMPIRES/REFEREES

Officials Report

Score: 13 to 12

Time: 13:00 to 14:00

Umpire: [Signature]

Referee: [Signature]

Comments:

Own goals kicked in

Round 14

Round 14

1st Named Team Woodville

2nd Named Team Glengale

LSA No.	No.	Initials	Surname (In Alphabetical Order)	Penal	Assist	Goals				Total	LSA No.	No.	Initials	Surname (In Alphabetical Order)	Penal	Assist	Goals				Total
						1	2	3	4								1	2	3	4	
②	19	S	Abbott						3		18	C	BRYANT								1
	9	M	Cappelloni								3	M	Campbell								3
	18	M	Ellis	12					1		5	J	Cluse								2
	43	J	Gracie								4	J	Goldback								
③	17	M	Noble								13	J	Killen								1
	29	C	Mull								15	M	Kolen								5
	20	M	Politis								9	A	Lawman								4
		J	Potter								17	A	Semmler								
		R	Potter								10	AL	Smith								
①	4	M	RYAN								7	S	Smith								
	47	L	Southwell								14	N	Southwell								5
		M	Fanshett								16	C	Stevens								
	14	A	Young						1		11	M	Stilgoe								1
		P	Robinson								2	P	White								3
④	8	T	Philp								12	T	Witt								
⑤	31	A	Young																		
	1	J	White																		
	38	N	Chapman																		
	15	A	Hunt																		
	2	T	Dwyer																		
	9	T	Walks																		
						Totals				21					Totals				45		
Time Outs <input checked="" type="checkbox"/>										Time Outs											

Officials Report

Scorers: [] [] [] [] [] []

Time Clock: [] [] [] [] [] []

Green Card: [] [] [] [] [] []

Yellow Card: [] [] [] [] [] []

Red Card: [] [] [] [] [] []

Correct Starting Time: [] [] [] [] [] []

Correct Uniforms: [] [] [] [] [] []

Comments:

Coach/Referee: [] [] [] [] [] []

Signature: [] [] [] [] [] []

Won by Glengale Umpires/Referees Score 5 to 25

Signified Correct... Signature [Signature] Name Jan DOWSETT Club ALRA

1st Named Team Signature [Signature] Name Robt STEVENSON Club

2nd Named Team Signature [Signature] Name Club

White Copy to REGISTRAR Blue Copy to CLUB Yellow Copy to UMPIRES/REFEREES

1st Named Team Woodville

2nd Named Team Glenelg Seahawks

Officials Report

LSA No.	No.	Initials	Surname (In Alphabetical Order)	Penal	Assist	Goals				Total	LSA No.	No.	Initials	Surname (In Alphabetical Order)	Penal	Assist	Goals				Total	
						1	2	3	4								1	2	3	4		
	19	S	ABBOTT		1		1			3	1373	18	G	BRYANT (4)							1	
	9	M	CAPPELLATI								3397	3	M	CAMPBELL							3	
	18	M	ELLISS	T2						1	3854	5	J	CLUSE							2	
	43	J	GRALIE								1389	4	J	GOLDSACK (5)							1	
	17	M	NOBLE								1402	13	J	KILLEN							1	
	24	G	PAULL								1404	15	M	KOLEN							1	
	20	M	POLITIS								2523	9	A	LAWMAN (2)		III	II	II			5	
		J	POTTER								1433	17	A	SEMMLER (2)		III	II	II			4	
		R	POTTER								1437	10	AL	SMITH	IT							
	4	M	RYAN								1439	7	S	SMITH								
	47	L	SOUTHWELL								1442	14	N	SOUTHWELL								
		M	TANSELL								1443	16	C	STEVENS (1)		III	I	II	II		5	
	14	A	YOUNG							1	1445	11	M	STILGOE								
		P	MATHWIN								1453	2	P	WHITE							1	
	8	T	PHILP								1459	12	T	WATT		II		II			3	
	31	A	YOUNG																			
	1	J	WHITE																			
	33	N	CHAPMAN																			
	15	A	HUNT																			
	2	T	DWYER																			
	9	T	WALLIS																			
						Totals 24										Totals 45						
Time Outs											Time Outs											

Scorers
1st Team Yes No
2nd Team Yes No

Time Clock
Yes No

Green Card
Yes No

Yellow Card
Yes No

Red Card
Yes No

Correct Starting Time
Yes No

Correct Uniforms
1st Team Yes No
2nd Team Yes No

Comments

Coaches' Voting
Most Valuable Player (Senior & U17 Grades Only)
1. Name C STEVENS
Club GLA No. 16
2. Name M RYAN
Club VILLE No. 4
3. Name A LAWMAN
Club GLA No. 9
(Both Coaches to sign)
Name Jesse Club WLC
Signature [Signature]
Name [Signature] Club GLA
Signature [Signature]

Won by Glenelg Umpires/Referees Score 23 to 5
 Signified Correct Signature [Signature] Name Ronan Stevens Club ACRA
 1st Named Team Richardson Signature [Signature] Name Alan Dowsett Club ACRA
 2nd Named Team [Signature] Signature [Signature] Name [Signature] Club [Signature]

White Copy to REGISTRAR Blue Copy to CLUB Yellow Copy to UMPIRES/REFEREES

1st Named Team ETP

2nd Named Team BRIGHTON

LSA No.	No.	Initials	Surname (In Alphabetical Order)	Penal	Assist	Goals				Total	LSA No.	No.	Initials	Surname (In Alphabetical Order)	Penal	Assist	Goals				Total												
						1	2	3	4								1	2	3	4													
	28	C	LINDER									11	M	ATS.																			
	32	M	SMITH									3	S	BILSBOROUGH.																			
	3	M	OWEN									8	A	DANISEN.							6												
	36	T	LEGGETT									14	A	HILL							1												
	30	A	MARAFIORTI									9	S	HILL.							1												
	17	D	PLATT									24	P	KEANE							1												
	39	M	VICKERY									10	M	FUSS							1												
	38	D	PALACIOS							2		2	T	LEE							1												
<i>[Handwritten scribbles and diagonal line]</i>																						22	S	MCKINNON								1	
																						21	C	LERAY.									
																						17	B	PRIDHAM.									
																						25	J	RAYMOND.									
																						13	G	REVEU.									
																						28	B	STEWART.									2
																						18	C	TERRY.									

Time Outs Totals 0 1 1 0 2 Time Outs Totals 1 6 4 2 13

Won by Brighton Signified Correct S.C. Bing 1st Named Team Bm 2nd Named Team Bm

Umpires/Referees - Score ~~2~~ 2 to ~~13~~ 13

Signature [Signature] Name FARRIE M. Club ALRA.

Signature [Signature] Name M HOGAN Club WLC

White Copy to REGISTRAR Blue Copy to CLUB Yellow Copy to UMPIRES/REFEREES

Officials Report

Scorers
1st Team Yes No
2nd Team Yes No

Time Clock
Yes No

Green Card
Yes No

Yellow Card
Yes No

Red Card
Yes No

Correct Starting Time
Yes No

Correct Uniforms
1st Team Yes No
2nd Team Yes No

Comments

Coaches' Voting
Most Valuable Player (Senior & U17 Grades Only)

1. Name G. REVEU.
Club Bm No 13

2. Name A. DALLISON
Club Bm No 8

3. Name D. PALACIOS
Club ETP No 38

(Both Coaches to sign)
Name [Signature] Club Bm
Signature [Signature] Club Bm

4x15min T=30s
I=1min

1st Named Team Glennelg Blackhawks

2nd Named Team Adelaide University

LSA No.	No.	Initials	Surname (In Alphabetical Order)	Penal	Assist	Goals				Total	LSA No.	No.	Initials	Surname (In Alphabetical Order)	Penal	Assist	Goals				Total
						1	2	3	4								1	2	3	4	
1368	14	B	BARTLETT		"				1	1		2	C	Adamek							
		M	BARTLETT									27	L	Chemney							
		S	DINNING									66	T	Coker							
1385	8	K	FARQUAR		"	"	"	"	3	3		17	A	Cooper							
335	5	K	FRANKEE		"	"	"	"	2	2		5	A	Geracitano							
		R	ELEATHERTON									16	H	Graham							
1395	2	M	GRIFFIN		"	"	"	"	4	4		12 22	D	Healey							
1407	1	D	LYONS (1)	"	"							7	A	Kendrick							
2755	7	R	LAWSON	"								4	O	Lovat							
2947	6	K	SEARLE (4)	"								20	R	Maple					"	"	"
2584	3	J	SEARLE (5)	"								12 20	S	Phillips					"	"	"
2012	18	B	ROBINSON (3)	"	"	"	"	"	5	5		9	D	Potts							
1455	10	B	WILLIAMS									15	J	Roband							
1452	13	C	WHITE									13	D	Walton							
1457	15	C	WITT									10	J	Lovat							
2246	4	B	Macintosh	"	"																
1422	12	D	Nangle (2)			"	"		3	3											
										Time Outs					Totals 0 4 2 2 8						
										Totals 3 3 6 5 19					Time Outs						

Officials Report

Scorers
1st Team Yes No
2nd Team Yes No

Time Clock
Yes No

Green Card
Yes No

Yellow Card
Yes No

Red Card
Yes No

Correct Starting Time
Yes No

Correct Uniforms
1st Team Yes No
2nd Team Yes No

Comments

Coaches' Voting
Most Valuable Player (Senior & U17 Grades Only)

1. Name D Lyons
Club CIC No. 1

2. Name Sam Purdie
Club UNI No. 6

3. Name D Nangle
Club CIC No. 12

(Both Coaches to sign)
Name D Lyons Club CIC
Signature _____
Name Sam Purdie Club UNI
Signature _____

Won by Glennelg Blackhawks

Umpires/Referees

Score 19 to 8

Signified Correct

Signature _____

Name _____

Club _____

1st Named Team Glennelg Blackhawks

Signature _____

Name CAMIN TAPE

Club N/A

2nd Named Team Adelaide University

Signature _____

Name _____

Club _____

1st Named Team STURT

2nd Named Team NORTH ADELAIDE

LSA No.	No.	Initials	Surname (In Alphabetical Order)	Penal	Assist	Goals				Total	LSA No.	No.	Initials	Surname (In Alphabetical Order)	Penal	Assist	Goals				Total
						1	2	3	4								1	2	3	4	
	78	A	BILLING								28	J	ACKERS								
	73	T	BROWN								4	M	ACKERS								
	21	S	CORRELL								18	B	CHARLES	T							2/1
	6	T	DICKSON						2/4		31	J	CHARLES								
	69	A	HAMILTON						3/1		6	M	KLA WITTER								
	43	D	HANSFORD						5/2		32	C	MAYMAN								
	76	J	KNOWLER	T					3/1		30	S	MAYMAN								
	31	A	LINDNER						1/2		20	P	MC CONNELL								
	75	B	MCFARLANE (1st time)								8	J	MORRIS								3
	71	M	MCPHERSON								32	S	MORRIS								3/1
	16	M	NORTON (Capt)						3/5		33	A	SANDERS								5
	20	L	PARTINGTON								26	D	SANDERS								4/1
	56	J	REA								19	A	SEWELL								1
	32	N	TUCK						1		17	N	TARCA								1
	42	T	TUXFORD						4/1			B	WOOD								
											39	J	TAPE								
												D	BAKER								
Time Outs						Totals 7 4 7 3 21					Time Outs						Totals 4 2 4 3 13				

Won by STURT

Umpires/Referees Score 21 to 13

Signified Correct.

Signature [Signature] Name JR Toogood Club

1st Named Team

Signature [Signature] Name R Morrison Club Dura

2nd Named Team

Signature [Signature] Name Club

Officials Report

Referee: Umpire: Time Clock: Green Card: Yellow Card: Red Card: Correct Starting Time: Correct End Time: Comments:

Round 13

Round 13



Report from EAST TORRENS PAYNEHAM Club Date RS/8,09 Round 13 Grade MISCELLANEOUS ~~WOMENS~~

1st Named Team EAST TORRENS PAYNEHAM 2nd Named Team WEST TORRENS

LSA No.	No.	Initials	Surname (In Alphabetical Order)	Penal	Assist	Goals				Total	LSA No.	No.	Initials	Surname (In Alphabetical Order)	Penal	Assist	Goals				Total		
						1	2	3	4								1	2	3	4			
	28	C	LINDER										3	L	RAY						1		
	7	M	SMITH							1/0			41	S	HATAN						2/2		
	32	M	SMITH										2	B	Simpson						4/1		
	17	D	PLATT										5	C	COLLO						6/2		
	36	T	LEGGETT										4	W	LITTLE						3/0		
	30	A	MARAFORTI										12	P	Tait						3/0		
	3	M	ONEN										10	M	Larwood								
	38	D	PALACIOS.							1/1			22	R	Simpson								
	39	M	VICKERY.																				
	24	M	denatter.							1/0													
	6	T	HILL																				
											<i>[Large handwritten scribble/signature]</i>												
				Totals				<u>0</u> <u>1</u> <u>1</u> <u>0</u> <u>2</u>								Totals				<u>4</u> <u>5</u> <u>6</u> <u>4</u> <u>19</u>			
Time Outs												Time Outs											

Won by _____
 Signified Correct... *[Signature]*
 1st Named Team _____
 2nd Named Team Palacios
 White Copy to REGISTRAR Blue Copy to CLUB Yellow Copy to UMPIRES/REFEREES

Umpires/Referees
 Signature *[Signature]* Name M HOGAN Club WLC
 Signature _____ Name _____ Club _____
 Signature _____ Name _____ Club _____

Score 23 to 3

Officials Report

Referee
 Referee Name _____
 Referee Club _____
 Time Clock _____
 Referee Name _____
Green Card
 Referee Name _____
Yellow Card
 Referee Name _____
Red Card
 Referee Name _____
Correct Starting Time
 Referee Name _____
Correct Uniforms
 Referee Name _____
Comments

Comeback Voting
 Referee Name _____
 Referee Club _____
 Referee Name _____
 Referee Club _____
 Referee Name _____
 Referee Club _____
 Referee Name _____
 Referee Club _____

1st Named Team WEST TORRENS 2nd Named Team EAST TORRENS PAYHIEM

LSA No.	No.	Initials	Surname (In Alphabetical Order)	Penal	Assist	Goals				Total	LSA No.	No.	Initials	Surname (In Alphabetical Order)	Penal	Assist	Goals				Total
						1	2	3	4								1	2	3	4	
	3	L	RAY						1		28	C	linde								
(3)	41	S	Hawton						2		7	M	Smith								1
(2)	2	B	Simeson						7		32	M	smith								
(1)	5	C	collo						6		17	D	platt								
(4)	4	W	little						3		36	T	leggett								
(5)	12	P	taut						3		30	A	Mamaforti								
	10	M	Larwood								3	M	owen								
	22	R	simpson								38	D	PALACIOS								1
											6	T	HILL								1
											39	M	VICKERY								
											24	M	DENOTED								
						Totals 4 5 6 4				19							Totals 0 1 1 9 3				

Won by West Torrens Umpires/Referees Score 19 to 3
 Signified Correct... Signature [Signature] Name HARRIE Club WTC
 1st Named Team [Signature] Signature [Signature] Name M HOBAN Club WTC
 2nd Named Team [Signature] Signature [Signature] Name Club

Officials Report

Secretary
 Referee
 Time Clock
 Game Card
 Yellow Card
 Red Card
 Correct Starting Time
 Correct Uniforms
 Correct Raffle
 Correct Photo
 Correct Signage
 Correct Scoreboard
 Correct Spectator Area
 Correct First Aid
 Correct Weather
 Correct Security
 Correct Parking
 Correct Publicity
 Correct Other

1st Named Team Start

2nd Named Team Glenelg Seahawks

LSA No.	No.	Initials	Surname (In Alphabetical Order)	Penal	Assist	Goals				Total	LSA No.	No.	Initials	Surname (In Alphabetical Order)	Penal	Assist	Goals				Total
						1	2	3	4								1	2	3	4	
4163	78	A	Billing (3)								18	G	Bryant								
2017	73	T	Brown (2)	FF							3	M	Campbell								
2023	21	S	Correll								5	J	Cluse								3
2550	49	T	Dickson	I	III				3 ^s		4	J	Goldsock		II						2 ^s
2035	41	T	Fulloon AVO								9	R	Greenhalgh (Coach)								
2046	69	A	Hamilton	X							13	J	Killen								
4026	76	J	Knowler	I							15	M	Kolen	III							1
3630	31	A	Lindner (5)						1		1	A	Lawman		III						3 ^s
4162	75	B	McFarlane	I							17	A	Semmler (Capt)	III	II						4
141	71	M	McPherson								10	A	Smith	II							
2057	16	M	Norton (Capt)	II	III	III			2 ^s		7	S	Smith	II							
3639	56	J	Roe (1st Home) (4)								14	N	Southwell		I						-
2075	32	N	Tuck (Capt) (1)	I					2 ⁱ		16	C	Stevens	2	II		III				4 ²
2078	42	T	Tunford (Coach)						3		11	M	Stilope (Capt)								
2045	43	D	Hansford	I	I	I	I		3 ⁱ		2	P	White	I							1 ⁱ
/										/											
Time Outs <u>1</u> <u>1</u>										Time Outs <u>1</u> <u>1</u>											
Totals <u>5</u> <u>1</u> <u>5</u> <u>3</u> <u>14</u>										Totals <u>3</u> <u>6</u> <u>2</u> <u>7</u> <u>18</u>											

Won by Glenelg Seahawks
 Signified Correct [Signature]
 1st Named Team [Signature]
 2nd Named Team [Signature]

Umpires/Referees
 Signature [Signature] Name P.S. McConder Club _____
 Signature [Signature] Name A. Tomlinson Club _____
 Signature _____ Name _____ Club _____

Officials Report

Secretary: _____
 Referee: _____
 Line Clerk: _____
 Green Card: _____
 Yellow Card: _____
 Red Card: _____
 Correct Starting Time: _____
 Correct Whistles: _____
 Comments: _____

Coach's Note: _____

1st Named Team STURT

2nd Named Team Glenell Seahawks

LSA No.	No.	Initials	Surname (In Alphabetical Order)	Penal	Assist	Goals				Total	LSA No.	No.	Initials	Surname (In Alphabetical Order)	Penal	Assist	Goals				Total
						1	2	3	4								1	2	3	4	
18	A		BILLING								18	G	BRYANT (1)								
73	T		BROWN	TT							3	M	CAMPBELL								
21	S		CORRELL								5	J	CLUSE								3
49	T		DICKSON		III	I			II	3	4	J	GOLDSACK		II						2
41	T		FALLOON								9	R	GREENHALGH								
69	A		HAMILTON	X							13	J	KILLEN (2)								
74	J		KNOWLER								15	M	KOLEN	III							1
31	A		LINDNER						I	1	1	A	LAWMAN		IIII	II					3
15	B		MCFARLANE								17	A	SEMMLER								4
71	M		MCPHERSON								10	AL	SMITH (4)								
16	M		NORTON		II	III	II			2	7	S	SMITH (3)								
56	J		RAE								14	N	SOUTHWELL	2		III	III				4
32	N		TUCK						I	2	16	C	STEVENS		III						
42	T		TURKOP							3	11	M	STILGOE (5)								
43	D		HANSFORD							3	2	P	WHITE								1
										Totals 36 27 18											

Time Outs 1/1 **Totals** 5 153 14 Time Outs 1/1 **Totals** 36 27 18

Won by Glenell Seahawks Umpires/Referees Score 18 to 14

Signified Correct... Signature [Signature] Name P.J. McConarty Club _____

1st Named Team Signature [Signature] Name C. J. [Signature] Club _____

2nd Named Team Signature [Signature] Name _____ Club _____

Officials Report

Scorers
 1st Team Yes No
 2nd Team Yes No

Time Clock
 Yes No

Green Card
 Yes No

Yellow Card
 Yes No

Red Card
 Yes No

Correct Starting Time
 Yes No

Correct Dimensions
 Yes No

Guernseys
 Yes No

Correct Netting
 Yes No

1st Named Team Burnside 2nd Named Team Woodville

LSA No.	No.	Initials	Surname (In Alphabetical Order)	Penal	Assist	Goals				Total	LSA No.	No.	Initials	Surname (In Alphabetical Order)	Penal	Assist	Goals				Total								
						1	2	3	4								1	2	3	4									
	6	M	Baker (3)		1	1	1	1	1	4		A	S	Abbott			1	1		2									
	63	O	Boadbridge			11		11	11	6		9	M	Cappolodi		1													
	57	A	Burford		11							18	M	Ellis	11		1			1									
	21	J	Goodridge									1	J	Gracie															
	72	K	Hill (5)					1	1			7	M	Noble															
	39	T	Hood									4	M	Ryan															
	31	B	Jacobsen									14	A	Young	1														
	4	D	Kildery		11	1	1		2			30	J	White															
	40	K	Martin									20	K	Johnson															
	2	K	Nicola (4)		1		1		1			40	A	Johns			1	1	2										
	13	S	Olesen									15	L	Kurpiel															
	1	G	Ousens	1								25	M	Polaitis	11														
	78	A	Phillips	T								31	A	Young															
	74	A	White			1			1			29	A	Hunt															
	70	M	Sinclair Ross									38	N	Chapman	T														
	27	S	Hong									28	R	Potter															
												6	J	Potter	1														
												5	P	Mathwin	1														
Time Outs				1	Totals					3	3	5	4	15	Time Outs				1	1	Totals					2	1	2	5

Won by Burnside

Signified Correct...

1st Named Team [Signature]

2nd Named Team [Signature]

Umpires/Referees

Signature [Signature]

Signature [Signature]

Signature [Signature]

Score 15 to 5

Name JR TROOD Club ACC

Name MICHAEL Club

Name Club

Officials Report

System

Time Clock

Green Card

Yellow Card

Red Card

Correct Starting Time

Correct Endtime

Comments

Special Writing

1st Named Team Burnside 2nd Named Team Woodville

LSA No.	No.	Initials	Surname (In Alphabetical Order)	Penal	Assist	Goals				Total	LSA No.	No.	Initials	Surname (In Alphabetical Order)	Penal	Assist	Goals				Total
						1	2	3	4								1	2	3	4	
61	62	M	Baker								19	S	Abbott								
	63	O	Brackbridge								9	M	Cappelluti								
	57	A	Burford								18	M	Ellis								
	21	J	Goodridge								1	J	Gracie								
	72	K	Hill								17	M	Noble (1)								
	39	T	Hood								29	G	Paul								
	31	B	Jacobson								4	M	Ryan (5)								
	4	J	Kilderry										Sobushell								
	40	K	Martin										Marsell								
	2	K	Nicola								14	A	Young								
	13	S	Olsson								30	J	White								
	1	G	Owens								20	K	Johnson								
	78	A	Phellos								40	A	Johns								
	74	A	White								15	L	Kurpiel								
	70	M	Sinclair Ross								25	M	Palaitis (4)								
	27	S	Ling								31	A	Young (2)								
											29	A	OHunt								
											38	N	Chapman								
											28	R	Potter								
											6	J	Potter								
											5	P	Mahwin (3)								
										Totals 3 3 5 4 15											
										Totals 2 1 2 0 5											
Time Outs <input checked="" type="checkbox"/>										Time Outs <input checked="" type="checkbox"/>											

Officials Report

Scorers
1st Team Yes No
2nd Team Yes No

Time Clock
Yes No

Green Card
Yes No

Yellow Card
Yes No

Red Card
Yes No

Correct Starting Time
Yes No

Correct Uniforms
1st Team Yes No
2nd Team Yes No

Comments

Coaches' Voting
Most Valuable Player (Senior & U17 Grades Only)
1. Name R Sinclair Ross
Club Burn No. 30
2. Name M Noble
Club WVJ No. 17
3. Name O Brondbridge
Club Burn No. 3

(Both Coaches to sign)
Name CAVIA Club WVJ
Signature [Signature]
Name C. Loukas Club Burnside
Signature [Signature]

Won by Burnside Umpires/Referees Score 15 to 5
 Signified Correct... Signature [Signature] Name J.R. Coonan Club CLC
 1st Named Team Signature [Signature] Name Michael Club
 2nd Named Team Signature [Signature] Name Club

1st Named Team NORTH ADELAIDE 2nd Named Team GLENELG

LSA No.	No.	Initials	Surname (In Alphabetical Order)	Penal	Assist	Goals				Total	LSA No.	No.	Initials	Surname (In Alphabetical Order)	Penal	Assist	Goals				Total								
						1	2	3	4								1	2	3	4									
	20	J	ACKERS								14	B	BARTLETT (PC)							4									
3	11	M	ACKERS						1		15	M	BARTLETT							1									
			BAKER										S DINNING																
	31	J	CHARLES								4	R	ELETHORIOU																
			COY								5	R	FRANKEE		11					3/2									
	16	B	GASPARI		11						9	K	FARQUAR																
	21	K	LENNOX						1/1				M GRIFFIN																
2	31	C	MAYMAN								17	P	GREENHALGH							4									
	30	S	MAYMAN								17	R	LAWSON																
1	20	P	MCCONNELL								1	D	LYONS																
4	32	S	MORRIS						5/1				D NANGLE																
	33	A	SANDERS								6	K	SEARLE																
	26	D	SANDERS						2/1		11	B	WILLIAMS																
	19	A	SEWELL						1		13	C	White							3									
5	37	J	TAPE								12	C	WITT																
	6	M	KLAUITTER								3	J	Searle																
	8	S	MORRIS								18	D	Searle																
						Totals				25					Time Outs						Totals				2	2	2	5	11

Won by GLENELG Umpires/Referees Score 11 to 9
 Signified Correct... Signature [Signature] Name M BENDALL Club ALRA
 1st Named Team [Signature] Signature [Signature] Name BARRIE M. Club ALRA
 2nd Named Team [Signature] Signature [Signature] Name [Signature] Club [Signature]

White Copy to REGISTRAR Blue Copy to CLUB Yellow Copy to UMPIRES/REFEREES

Officials Report

Scorebook
 1st Team: [] [] [] []
 2nd Team: [] [] [] []

Penal Cards
 1st Team: [] [] []
 2nd Team: [] [] []

Yellow Cards
 1st Team: [] [] []
 2nd Team: [] [] []

Red Cards
 1st Team: [] [] []
 2nd Team: [] [] []

Correct Starting Times
 1st Team: [] [] []
 2nd Team: [] [] []

Correct Line-Ups
 1st Team: [] [] [] [] [] []
 2nd Team: [] [] [] [] [] []

Comments

Coaches Meeting
 1st Team: [] [] [] [] [] []
 2nd Team: [] [] [] [] [] []

1st Named Team Nth Adelaide 2nd Named Team Glenelg

LSA No.	No.	Initials	Surname (In Alphabetical Order)	Penal	Assist	Goals				Total	LSA No.	No.	Initials	Surname (In Alphabetical Order)	Penal	Assist	Goals				Total
						1	2	3	4								1	2	3	4	
	28	J	Ackers								14	B	BARTLETT	1							
	11	M	Ackers		1						15	M	BARTLETT								1
	32	S	Morris		1	1	1	1	1	5		S	DINNING								
	6	M	Klawitter	1							4	R	ELETHORIOU								
			D Baker								5	K	FRANKEE (5)		11	1	1	1			3
	31	J	Charles								9	K	FARQUAR								
	21	K	Lennox		1	1			1			M	GRIFFIN								
	16	B	Gasperi	111							17	P	GREENHALGH (5)	1		1	1	1	1		4
	30	S	Mayman								7	R	LAWSON								
	37	C	Mayman								1	D	LYONS (3)	11							
	20	P	McConnell										D NANGLE								
	39	J	Tape	11							6	K	SEARLE (2)								
	19	A	Sewell	11		1			1		3	J	SEARLE (4)	1							1
	33	A	Saunders								11	B	WILLIAMS								
	26	A	Saunders			1	1		2		13	C	WHITE (1)						11		3
	8	J	Morris								12	C	WITT								
											18	D	Searle								
Time Outs <input checked="" type="checkbox"/>						Totals 25119					Time Outs <input checked="" type="checkbox"/>						Totals 222511				

Won by Glenelg Umpires/Referees Score 11 to 9
 Signified Correct... Signature [Signature] Name M. B. [Signature] Club _____
 1st Named Team _____ Signature [Signature] Name GARRIE N. Club _____
 2nd Named Team [Signature] Signature _____ Name _____ Club _____

Officials Report

Scorers
 1st Team Yes No
 2nd Team Yes No

Time Clock
 Yes No

Green Card
 Yes No

Yellow Card
 Yes No

Red Card
 Yes No

Correct Starting Time
 Yes No

Correct Uniforms
 1st Team Yes No
 2nd Team Yes No

Comments

Coaches' Voting
 Most Valuable Player (Senior & U17 Grades Only)
 1. Name C. WITT
 Club G.C.C. No. 13
 2. Name P. McConna
 Club Nadala No. 20
 3. Name K. Searle
 Club G.C.C. No. 6
 (Both Coaches to sign)
 Name [Signature] Club NALC
 Signature [Signature]
 Name [Signature] Club G.C.C.
 Signature [Signature]

Round 12

Round 12

1st Named Team Woodville

2nd Named Team Sturt

LSA No.	No.	Initials	Surname (In Alphabetical Order)	Penal	Assist	Goals				Total	LSA No.	No.	Initials	Surname (In Alphabetical Order)	Penal	Assist	Goals				Total								
						1	2	3	4								1	2	3	4									
	19	S	Abbott							23	4163	78	A	Billings															
	9	M	Cappelluti (Coach)							14	2017	73	T	Brown															
	18	M	Elmass (Capt)							11	2040	69	A	Hamilton							64								
	17	M	Noble (Capt)	T						-1	2045	43	D	Hansford							32								
	29	G	Paul								2630	31	A	Lindner	T						-1								
	15	M	Politis								4162	75	B	McFarlane (1st Home)							1								
	4	M	Ryan								141	71	M	McPherson															
	47	L	Southwell								2053	16	M	Norton (Capt)							52								
	2	J	Gracie							21	2059	20	L	Partridge															
	14	A	Young							1	3639	56	J	Rae															
	40	R	Bullar (1st Home)	T							2075	32	N	Tuck (Capt)															
	1	J	Edwards								2078	42	T	Toxford (Coach)							31								
	8	T	Philip							5	2055	12	B	McGuinness															
	6	J	White																										
	28	A	Hunt																										
	25	K	Johnston																										
						Totals				5	7	3	7	22							Totals				6	5	5	2	18

Won by Woodville
 Signified Correct
 1st Named Team [Signature]
 2nd Named Team [Signature]

Umpires/Referees
 Signature [Signature] Name Rob Mouson Club [Club]
 Signature [Signature] Name [Signature] Club [Club]
 Signature [Signature] Name [Signature] Club [Club]

Score 22 to 18

Officials Report

Score: _____

1st Team: Yes No

2nd Team: Yes No

Green Card: Yes No

Yellow Card: Yes No

Red Card: Yes No

Correct Starting Line: Yes No

Correct Referees: Yes No

Correct Timing: Yes No

Correct Photo: Yes No

Correct Score: Yes No

Correct Club: Yes No

Correct Signatures: Yes No

Correct Date: Yes No

Correct Time: Yes No

Correct Place: Yes No

Correct Grade: Yes No

Correct Round: Yes No

Correct Club: Yes No

Correct Signatures: Yes No

Correct Date: Yes No

Correct Time: Yes No

Correct Place: Yes No

Correct Score: Yes No

Correct Club: Yes No

1st Named Team Woodville 2nd Named Team Sturt

LSA No.	No.	Initials	Surname (In Alphabetical Order)	Penal	Assist	Goals				Total	LSA No.	No.	Initials	Surname (In Alphabetical Order)	Penal	Assist	Goals				Total
						1	2	3	4								1	2	3	4	
	19	S	Abbott (4)							23		78	A	Billing							
	9	M	Cappelluti							14		73	T	Brown							
			F Dwyer									69	A	Hamilton							64
	18	M	ELLYSS (1)							11		43	D	Hansford							32
	17	M	Noble (3)									31	A	Linder							-1
	29	G	Paull (5)									75	B	McFarlane							1
	15	M	Palitis									71	M	McPherson							
	4	M	Rajan R									16	M	Norton							52
	47	L	Sethwell									20	L	Partington							
			M Tansett R									56	J	Rae							
	2	J	Gracie							2		32	N	Tuck							
	14	A	Young							1		42	T	Tuxford							31
	40	R	Bullock									12	B	McGuinness							
	1	J	Edwards																		
	8	T	Philp (2)	FT						5											
	6	J	White																		
	28	A	Hunt																		
	25	K	Johnson																		
Time Outs										Time Outs											
Totals 673722										Totals 655218											

Won by Woodville
 Signified Correct. R. Richardson
 1st Named Team R. Richardson
 2nd Named Team John

Umpires/Referees
 Signature [Signature] Name Rob Morrison Club SWPA
 Signature [Signature] Name J.R. Tolson Club GC
 Signature _____ Name _____ Club _____

Score 22 to 18

Officials Report

Scoring
 1st Team Yes No
 2nd Team Yes No

Three Goals
 Yes No

Green Card
 Yes No

Yellow Card
 Yes No

Red Card
 Yes No

Correct Scoring Three
 Yes No

Correct Lineouts
 1st Team Yes No
 2nd Team Yes No

Comments

Coach's Writing
 About Minutes Player
 Name & No. (Please Print)
 Name & No. (Please Print)
 Name & No. (Please Print)
 Name & No. (Please Print)
 Name & No. (Please Print)
 Name & No. (Please Print)
 Name & No. (Please Print)
 Name & No. (Please Print)

1st Named Team Brighton

2nd Named Team Burnside

LSA No.	No.	Initials	Surname (In Alphabetical Order)	Penal	Assist	Goals				Total	LSA No.	No.	Initials	Surname (In Alphabetical Order)	Penal	Assist	Goals				Total
						1	2	3	4								1	2	3	4	
	19	C	Adams	1			1			4		40	K	Martin	(4)						
	11	M	Ats									61	D	Kilderry							
	3	S	Billsborough	1								63	O	Broadbridge	(1)						3
	8	A	Dallison	1						1		14	OJ	Brown							1
	5	G	Sills	1						1		57	A	Burford							
	14	A	Hill									62	M	Baker		1					
	21	S	Hill	1								21	J	Goodridge							
	24	D	Keane	1								72	K	Hill	(3)						
	2	T	Lee									31	B	Jacobsen	(5)						
	22	S	McKinnon									2	K	Nicola							1
	7	C	Lindner									13	S	Olesen	(2)						
	17	B	Pridham	1								1	G	Owens		1					
	25	J	Raymond									78	A	Phillips							
	13	G	Robell									74	A	White							1
	23	B	Stewart							2		70	M	Sinclair-Ross	3x						
	18	C	Terry									10	C	Semmler							
	9	H	Walpole									39	T	Hodd							
<i>[Signature]</i>											<i>[Signature]</i>										
Time Outs											Totals										
											2 2 2 2 8										
Time Outs											Totals										
											1 3 1 1 6										

Won by Brighton

Signified Correct...

1st Named Team [Signature]

2nd Named Team [Signature]

Umpires/Referees

Signature [Signature] Name Campbell Club ALRA

Signature [Signature] Name Polden Club 3 wood

Score 8 to 6

Officials Report

Scoring: No. No. No.

Time Check: No. No.

Green Card: No. No.

Yellow Card: No. No.

Red Card: No. No.

Correct Starting Time: No. No.

Correct Uniforms: No. No. No. No.

Comments:

Coaching Points: No. No. No. No.

Umpire/Referee: No. No. No. No.

Signature:

1st Named Team NORTH ADELAIDE

2nd Named Team ADELAIDE UNIVERSITY

LSA No.	No.	Initials	Surname (In Alphabetical Order)	Penal	Assist	Goals				Total	LSA No.	No.	Initials	Surname (In Alphabetical Order)	Penal	Assist	Goals				Total			
						1	2	3	4								1	2	3	4				
	28	J	ACKERS									2	C	ADAMEK							3			
	18	B	CHARLES						2			3	D	BURFORD										
	31	J	CHARLES									27	L	CHEMNEY										
	35	J	COY									1	T	COKER							1			
	16	B	GASPARI									18	C	DU RANT										
	13	S	KILFORD						1			5	A	GERACITANO										
	21	K	LENNOX						1			16	H	GRAHAM										
	37	C	MAYMAN									7	A	KENDRICK										
	30	S	MAYMAN									23	M	KENEFICK										
	20	P	MCCONNELL									4	O	LOVAT							1			
	8	S	MORRIS						1			9	D	POTTS										
	15	T	MORRIS									15	J	ROLAND							1			
	33	A	SANDERS									13	D	WALTON										
	26	D	SANDERS						2			12	D	HEALEY										
	19	A	SEWELL									17	A	COOPER							1			
	39	J	TAPE																					
	17	N	TARCA						1															
	29	C	TWIGGS						1															
						Totals				22					Totals						12	0	3	6

Won by NORTH ADELAIDE

Umpires/Referees

Score 7 to 6

Signified Correct

Signature

Name RASIEVUS Club _____

1st Named Team David Reek

Signature

Name Clayton Club _____

2nd Named Team Clayton

Signature

Name _____ Club _____

Officials Report

Accepted: _____

1st Team: _____

2nd Team: _____

Time Out: _____

Green Card: _____

Yellow Card: _____

Red Card: _____

Correct Starting Time: _____

Correct Uniforms: _____

Comments: _____

Coaches' Notes: _____

1st Named Team GLENELG

2nd Named Team WEST TORRENS

LSA No.	No.	Initials	Surname (In Alphabetical Order)	Penal	Assist	Goals				Total	LSA No.	No.	Initials	Surname (In Alphabetical Order)	Penal	Assist	Goals				Total
						1	2	3	4								1	2	3	4	
	14	B	BARTLETT		1		1	1	2		41	S	NORTON								
	9	M	BARTLETT		1			1	2	(2)	9	J	DIADDINO								2
	1	D	NANGLIE						1	(3)	40	D	SLOAN								
	16	D	LYONS							(1)	2	B	SIMPSON		1						1
	5	K	FRANKEE						1		25	J	GLAZBROOK		1						
	10	R	LANSON								5	C	COLLO								
	13	C	WHITE		1				2		12	P	TAIT								
	2	C	WITT		1					(4)	3	L	RAY								
	6	K	SEARLE							(5)	19	D	MUGAN								
	3	J	SEARLE								35	O	VAVERO								1
	17	M	GRIFFIN					1	2		10	M	LARWOOD		1						
	18	D	GOVERN		1						14	P	MUNAY								
	11	B	WILLIAMS								28	T	MCDONALD								1
	12	B	MCINTOSH																		
	8	K	FARQUAR					1	1												
						Totals 2 2 3 4 11										Totals 3 0 2 0 5					
Time Outs		/ 1								Time Outs		/ 1									

Won by GLENELG

Signified Correct... [Signature]

1st Named Team [Signature]

2nd Named Team [Signature]

White Copy to REGISTRAR Blue Copy to CLUB Yellow Copy to UMPIRES/REFEREES

Umpires/Referees

Signature [Signature]

Signature [Signature]

Signature _____

Score 11 to 5

Name R. Macdonald Club _____

Name M. Bendall Club _____

Name _____ Club _____

Officials Report

Score: 11 to 5

Time Check: Yes / No

Green Card: Yes / No

Yellow Card: Yes / No

Red Card: Yes / No

Correct Starting Time: Yes / No

Correct Uniforms: Yes / No

Comments: _____

1st Named Team Glenelg

2nd Named Team West Torrens

LSA No.	No.	Initials	Surname (In Alphabetical Order)	Penal	Assist	Goals				Total	LSA No.	No.	Initials	Surname (In Alphabetical Order)	Penal	Assist	Goals				Total
						1	2	3	4								1	2	3	4	
	14	B	BARTLET		1		1	1	2		41	S	Horton								
	9	M	BARTLET		11			1	2		9	J	D'Addino			11					2
			S DUNNING								40	D	Sloan								
	8	K	FAROUAR					1	1		2	B	Simpson	1	1			1			1
	5	K	FRANKEE			1			1		25	J	Glazbrook	1							
	17	M	GRIFFIN					1	1	2	5	C	Collo								
	18	D	GUBBIN	1							12	P	Tait								
	10	R	LAWSON								3	L	Ray	1							
	16	D	LYONS	1							19	D	Hagan								
	1	D	NANGLE (1)	1				1	1		35	O	Valera			1					1
	12	B	MCINTOSH								10	M	Larwood	1							
	6	K	SEARLE (3)								14	P	Mundy								
	3	J	SEARLE (2)								25	T	McDonald							1	1
	13	C	WHITE (4)		1	1	1		2												
	2	C	WITT (5)		1																
	11	B	WILLIAMS																		
						Totals											Totals				
Time Outs						T					Time Outs						T T				

Won by Glenelg
 Signified Correct...
 1st Named Team _____
 2nd Named Team _____

Umpires/Referees
 Signature _____ Name P.S. McCONAGHY Club _____
 Signature _____ Name M. BENDON Club _____
 Signature _____ Name _____ Club _____

Officials Report

Secretary
 Yes No
 Time Check
 Yes No
 Green Card
 Yes No
 Yellow Card
 Yes No
 Red Card
 Yes No
 Correct Starting Time
 Yes No
 Correct Interval
 Yes No
 Comments

Round 11

Round 11

1st Named Team Start 2nd Named Team Adelaide Uni

LSA No.	No.	Initials	Surname (In Alphabetical Order)	Penal	Assist	Goals				Total	LSA No.	No.	Initials	Surname (In Alphabetical Order)	Penal	Assist	Goals				Total																		
						1	2	3	4								1	2	3	4																			
4163	78	A	Billing								2	C	Adamek			III				1	6																		
2017	73	T	Brown (1)								3	D	Bufford																										
2023	21	S	Corrall								27	L	Chemney																										
2035	41	T	Faloon		I				I		1	T	Coker		III						-3																		
2044	A	A	Hamilton								17	A	Cooper																										
2045	43	D	Hansford	I	III	I	III	III	9 ³		18	C	Durrant																										
3630	31	A	Lindner (2)								5	A	Gractane																										
4162	75	B	McFarlane (1st Home)	ITI					2		16	H	Graham																										
141	71	M	McPherson								7	A	Kendrick																										
2057	16	M	Norton (Capt 3)		III		II	I	3 ³		23	M	Kenefick								2																		
2059	20	L	Partington (4)								4	O	Lovat					I	I																				
3639	35	J	Rae								10	J	Lovat																										
2075	32	N	Tuck (Capt 5)						-1		9	D	Potts																										
2078	42	T	Tuxford (Coach)		III	I	II	II	5 ⁶		13	D	Walton																										
	12	T	Dickson																																				
Time Outs <u>1</u> <u>1</u>										Totals <u>2</u> <u>5</u> <u>5</u> <u>8</u> <u>20</u>										Time Outs										Totals <u>5</u> <u>2</u> <u>1</u> <u>0</u> <u>8</u>									

Officials Report

Scorers
1st Team Yes No
2nd Team Yes No

Time Clock
Yes No

Green Card
Yes No

Yellow Card
Yes No

Red Card
Yes No

Correct Starting Time
Yes No

Correct Uniforms
1st Team Yes No
2nd Team Yes No

Comments

Coaches' Voting
Most Valuable Player (Senior & U17 Grades Only)

1. Name T. Brown
Club Start No. 33

2. Name C. Adamek
Club Adel Uni No. 2

3. Name A. Lindner
Club Start No. 31

(Both Coaches to sign)
Name T. Tuxford Club Start
Signature [Signature]

Name S. [Name] Club Adel Uni
Signature [Signature]

Won by Start Umpires/Referees Score 20 to 8

Signified Correct... Name P. [Name] Club [Club]

1st Named Team Start Signature [Signature] Name NESBIT Club [Club]

2nd Named Team Adelaide Uni Signature [Signature] Name [Name] Club [Club]

1st Named Team Glenelg

2nd Named Team North Adelaide

LSA No.	No.	Initials	Surname (In Alphabetical Order)	Penal	Assist	Goals				Total	LSA No.	No.	Initials	Surname (In Alphabetical Order)	Penal	Assist	Goals				Total	
						1	2	3	4								1	2	3	4		
	18	G	BRYANT								28	J	ACKERS									
	3	M	CAMPBELL								11	M	ACKERS									
	4	B	GOLDSACK (3)					1	3		32	D	BAKER									
	5	R	GREENHALL								18	B	CHARLES									
	13	J	KILLEN								31	J	CHARLES									
	15	M	KOLEN						1				ILOR HS									
	4	A	LAWMAN (1)						4		10	B	CASPARI								1	
	17	A	SEMMLER (5)						5		13	S	KILFERD									
	1	AL	SMITH								37	C	MAYMAN									
	7	S	SMITH										S MANNING									
	14	N	SOUTHWELL										P M'CONNELL HS									
	11	M	SEILGOE										J MORRIS									
	2	P	WAIFE (2)						1				S ROBERTS									
	12	T	WITT (4)						4		33	A	SANDERS									
													20	D	SANDERS							
													21	A	SEWELL							
													30	J	TAPE							
													17	N	TARUA							
													34	M	GROUNDIE							
						Totals				5 3 5 5 14							Totals				- 1 - 1	

Officials Report

Scorers
 1st Team: [] 2nd Team: []
 3rd Team: [] 4th Team: []

Time Check
 1st Team: [] 2nd Team: []

Green Card
 1st Team: [] 2nd Team: []

Yellow Card
 1st Team: [] 2nd Team: []

Red Card
 1st Team: [] 2nd Team: []

Correct Scoring
 1st Team: [] 2nd Team: []

Correct Lineups
 1st Team: [] 2nd Team: []

Comments

Won by Glenelg Umpires/Referees [Signature] Score 5-1 to 1-1

Signified Correct... Signature [Signature] Name HARRIE Club []

1st Named Team Signature [Signature] Name [] Club []

2nd Named Team Signature [Signature] Name [] Club []

1st Named Team GLENELG 2 SEAHAWKS 2nd Named Team NORTH ADELAIDE

LSA No.	No.	Initials	Surname (In Alphabetical Order)	Penal	Assist	Goals				Total	LSA No.	No.	Initials	Surname (In Alphabetical Order)	Penal	Assist	Goals				Total
						1	2	3	4								1	2	3	4	
	18	G	BRYANT								28	J	ACKERS								
	3	M	CAMPBELL								11	M	ACKERS								
	4	J	GOLDSACK				11	1			32	D	BAKER								
	5	R	GREENHALGH								18	B	CHARLES								
	13	J	KILLER	IT							31	J	CHARLES								
	15	M	KOLEN									J	COR.								
	9	A	LAWMAN		ASSIST						16	B	GASPARI								
	17	A	SEMMER			11	1	11	11		13	S	KILFORD								
	18	A	SMITH								37	C	MAYMAN								
	7	S	SMITH									S	MAYMAN								
	14	N	SOUTHWELL									P	MCCONNELL								
	11	M	STILGOE									J	MORRIS								
	2	P	WHITE									S	ROBERTS								
	12	T	WITT	T							23	A	SANDERS								
											26	D	SANDERS								
											21	A	SEWELL								
											39	J	TAPE								
											17	N	TARCA								
											34	M	GOUDIÉ								
Time Outs						Totals 53 55 18					Time Outs						Totals 0 1 00 1				

Won by GLENELG Umpires/Referees Score 156 to 1
 Signified Correct. Signature [Signature] Name HARRIE Club _____
 1st Named Team Signature [Signature] Name PATCOOPER Club _____
 2nd Named Team Signature _____ Name _____ Club _____

Officials Report

Discipline
 Red Card Yes No
 Green Card Yes No
 Yellow Card Yes No
 Red Card Yes No
 Correct Starting Time Yes No
 Correct Distances Yes No
 Comments _____

Quoted Voting
 (Don't forget to put Club & Referee Name)
 Name _____
 Club _____
 Name _____
 Club _____
 Name _____
 Club _____
 Name _____
 Club _____
 Name _____
 Club _____

1st Named Team E.T.P.

2nd Named Team Burnside

LSA No.	No.	Initials	Surname (In Alphabetical Order)	Penal	Assist	Goals				Total	LSA No.	No.	Initials	Surname (In Alphabetical Order)	Penal	Assist	Goals				Total
						1	2	3	4								1	2	3	4	
	27	S	Gill		1	1				1		12	M	Baker		1					1
	36	T	Leggett									63	O	Broadbridge			1	1	1	1	5
	30	A	Marakione									44	OJ	Brown	1						1
	3	M	Owen									57	A	Burford			1	1	1	1	5
	17	T	Platt	1								21	J	Goodridge			1				1
	30	T	Mcgee	11								22	K	Hill							
	28	C	Lindner	11								78	C	Gower	1	1		1			3
	40	T	Ross									31	B	Jacobson							
	10	D	Morriss				1		1			9	A	Wentle							
	39	M	Uckey									2	K	Nicola							
	7	M	Smith	1								3	S	Olesen							
	32	M	Smith									1	G	Owens							
												10	A	Phillips						1	T
												20	M	Sinclair-Ross							11
												4	T	Watts	1		1	1			2
												74	A	White	1	1					1
												40	K	Martin							
												61	D	Kildery		11	1	1	1		3
										Totals - 11 - 2											
										Totals 45 8 5 22											

Won by Burnside

Signified Correct...

1st Named Team E.T.P.

2nd Named Team Burnside

Umpires/Referees

Signature S. Retalliek

Signature G. TAFE

Signature _____

Score 22 to 2

Name S. RETALLIEK Club _____

Name G. TAFE Club _____

Name _____ Club _____

Officials Report

Scorers

1st Team Yes No
2nd Team Yes No

Time Clock

Yes No

Green Card

Yes No

Yellow Card

Yes No

Red Card

Yes No

Correct Starting Time

Yes No

Correct Uniforms

1st Team Yes No
2nd Team Yes No

Comments

Coaches' Voting

Most Valuable Player (Senior & U17 Grades Only)

1. Name A. Phillips
Club Burnside No. 10

2. Name S. Gill
Club E.T.P. No. 27

3. Name O. Broadbridge
Club Burnside No. 63

(Both Coaches to sign)
Name Clayton Club Burnside

Signature [Signature]

Name T. [Signature] Club E.T.P.

Signature [Signature]

1st Named Team EAST TORRENS PAYNEHAM.

2nd Named Team Burnside.

LSA No.	No.	Initials	Surname (In Alphabetical Order)	Penal	Assist	Goals				Total	LSA No.	No.	Initials	Surname (In Alphabetical Order)	Penal	Assist	Goals				Total																		
						1	2	3	4								1	2	3	4																			
	27	S	Gill								12	M	Baker								0																		
	36	T	Leggett								63	O	Broadbridge								0																		
	30	A	Marafioti								14	OJ	Bown								1																		
	3	M	Owen								57	A	Burford								0																		
	17	D	Platt								21	J	Goodridge								3																		
	39	J	M'ace								72	K	Hill								0																		
	28	C	Lindner								78	C	Gower								1																		
	40	T	Ross								31	B	Jacobsen								0																		
	10	D	Morris								9	A	Nealley								0																		
	39	M	Vichery								2	K	Nicola								0																		
	7	M	Smith								13	S	Olesen								0																		
	32	M	Smith								1	G	Owens								0																		
											10	A	Phillips								0																		
											70	M	Sindain-Ross								0																		
											4	T	Watts								1																		
											74	A	White								0																		
											40	K	Martin								0																		
											61	D	Kiderry								1																		
Time Outs										Totals										Time Outs										Totals									
										0 1 1 0 2																				4 5 8 5 22									

Won by BURNSIDE

Umpires/Referees

Score 22 to 2

Signified Correct...

Signature S Retallick

Name S RETALLICK

Club

1st Named Team Payneham

Signature G Tape

Name G. TAPE

Club

2nd Named Team Burnside

Signature

Name

Club

Officials Report

Score: 22 to 2

Time Clock: 11:40

Green Card: 1

Yellow Card: 1

Red Card: 0

Current Starting Time: 11:40

Current Uniforms: 1

Comments:

Coaches: A Phillips

Referee: S Retallick

Umpire: G Tape

Round 10

Round 10

1st Named Team NORTH ADELAIDE 2nd Named Team STURT

LSA No.	No.	Initials	Surname (In Alphabetical Order)	Penal	Assist	Goals				Total	LSA No.	No.	Initials	Surname (In Alphabetical Order)	Penal	Assist	Goals				Total		
						1	2	3	4								1	2	3	4			
	28	J	ACKERS								73	T	BROWN	1									
	40	D	BAKER						/		21	S	CORRELL	1									
	18	B	CHARLES								41	T	FALCON								1		
	33	K	LENNOX	1					4		69	A	HAMILTON								5/1		
	37	C	MAYMAN								43	D	HANSFORD (C)								7/1		
	30	S	MAYMAN (E)								76	J	KNOWLER								1		
	20	P	MCCONNELL	1					1/1		75	B	MCFARLANE (I)	1									
	8	J	MORRIS (2)	1					/		71	M	MCPHERSON										
	32	S	MORRIS						/		20	L	PARTINGTON										
	15	T	MORRIS								32	N	TUCK (C)										
	14	D	ROBERTSON						2		42	T	TUXFORD (PCOL)								1/2		
	21	A	SANDERS						1		16	T	DICKSON	1							3/5		
	26	D	SANDERS (C)						1														
	19	A	SEWELL	1																			
	34	G	TAPE	1					1/3														
	39	J	TAPE	1																			
		S	TUCKER																				
	35	B	WOOD																				
	16	B	GASPARI	3					1														
			KI						1														
Time Outs						Totals						Time Outs						Totals					
						13 17 12												5 7 4 2 18					

Won by STURT Umpires/Referees Score 18 to 12
 Signified Correct David Rutch Signature [Signature] Name McConnell Club ALRA
 1st Named Team [Signature] Signature [Signature] Name RASTEVAS Club ALRA.
 2nd Named Team [Signature] Signature _____ Name _____ Club _____

Officials Report

Score: Yes No
 Time Clock: Yes No
 Green Card: Yes No
 Yellow Card: Yes No
 Red Card: Yes No
 Correct Starting Time: Yes No
 Correct Uniforms: Yes No
 Comments: _____

Coaches Rating: _____

1st Named Team Woodville 2nd Named Team ETP

LSA No.	No.	Initials	Surname (In Alphabetical Order)	Penal	Assist	Goals				Total	LSA No.	No.	Initials	Surname (In Alphabetical Order)	Penal	Assist	Goals				Total
						1	2	3	4								1	2	3	4	
	19	S	Abbott (3)									4	T	Pringle							
	9	M	Cappelluti (2)									36	T	Leggett							
	1	T	Dalder									3	M	owson							
	18	M	ellison									27	S	G.L							
	17	M	Noble (2)									32	M	Smith							
	29	G	Paull (4)									30	A	Marate							
	6	M	Politis										M	Vickery							
		J	Potter									15	S	Jenkins							
		R	Potter									14	B	Langstath							
	4	M	Ryan									38	J	McGee							
		J	Smith									10	S	Wardenberg							
	40	J	Pangrove (1)									17	D	Phatt							
	8	M	Tanase									28	C	Linder							
	47	J	White (5)									5	D	Morris							
	2	J	Gracie																		
	25	K	Johnson																		
Time Outs <input checked="" type="checkbox"/>										Time Outs <input checked="" type="checkbox"/>											
Totals 453214										Totals 025310											

Won by Woodville Umpires/Referees Score 14 to 10
 Signified Correct... Signature [Signature] Name WARRIE Club _____
 1st Named Team M Richardson Signature [Signature] Name Burton Peak Club _____
 2nd Named Team ETP Signature _____ Name _____ Club _____

Officials Report

Signature _____
 Referee _____
 Time Clock _____
 Green Card _____
 Yellow Card _____
 Red Card _____
 Correct Starting Time _____
 Correct Uniform _____
 Comments _____

Couchee's Name _____
 Club _____
 Name _____
 Club _____

1st Named Team Burnside 2nd Named Team West Terrace

1st	2nd	3rd	Surname (in Alphabetical Order)	Position	Goals				Total	1st	2nd	3rd	Surname (in Alphabetical Order)	Position	Goals				Total				
					1	2	3	4							1	2	3	4					
	5	3	Baker						3	R		King					3						
	10	0	Broadbridge					3	4	R		King					4						
	11	7	Barford						4	R		King					4						
	22	8	Hill (5)						3	D		Tait					3						
	23	8	Wicks						22	D		Edwards					22						
	23	5	Olesen						13	S		Green					13						
	1	9	Owens (3)						16	R		Stevens					16						
	15	4	Patten (5)						18	R		Ray					18						
	16	8	Phillips						20	R		Harper					20						
	7	7	Watts				2		4	D		Sloan					4						
	14	8	White (2)		1				10	R		Harwood					10						
	21	5	Goodridge						2	R		Macdonald					2						
	31	8	Sackton (1)						1	R		Smiesz					1						
	12	0	Brown																				
				Totals				0	11	3	5					Totals				1	30	1	5

Won by Draw Umpires/Referees Score 5 to 5
 Signified Correct Signature [Signature] Name Pete Vekony Club _____
 1st Named Team [Signature] Signature _____ Name [Signature] Club _____
 2nd Named Team [Signature] Signature _____ Name _____ Club _____

P.1
82721862
SCHULZ HOBBS
29 Jul 2009 6:24PM

1st Named Team WEST TORRENTS

2nd Named Team BURNSIDE

LSA No.	No.	Initials	Surname (In Alphabetical Order)	Penal	Assist	Goals				Total	LSA No.	No.	Initials	Surname (In Alphabetical Order)	Penal	Assist	Goals				Total
						1	2	3	4								1	2	3	4	
	2	B	SIMPSON (1)			1	1			2		12	M	BAKER							
	4	W	LITTLE (5)	IT								10	O	BROADBROOK	1			1	1		2
	5	C	COLLO (3)				1			2		57	A	BURFORD		1					
	12	P	TAIT									72	K	HILL							
	22	D	EDWARDS	T								2	K	NICOLA	T						
	18	S	GREEN		1							13	S	OLESEN							
	16	M	STEVENS	TI				1	1			1	G	OWENS							
	35	L	RAY	IT								63	T	PATTEN							
	20	R	HOOPER EXP	133	1							78	A	PHILLIPS							
	40	D	SLOAN									4	T	WATTS				1	1		2
	10	M	LARWOOD (4)	T								74	A	WHITE		1					
	25	T	MACDONALD		1							21	S	GOODRIDGE							
	1	R	SMISSEN (2)									14	OJ	BROWN						1	1
<i>Phidney</i>											<i>Phidney</i>										
Time Outs <input checked="" type="checkbox"/>						Totals 3 0 1 5					Time Outs						Totals 0 1 1 3 5				

Won by Draw Umpires/Referees Score 5 to 5
 Signified Correct... Signature [Signature] Name Peter Vickery Club _____
 1st Named Team [Signature] Signature [Signature] Name G. Toedman Club _____
 2nd Named Team [Signature] Signature _____ Name _____ Club _____

Officials Report

Score: _____

Time Clock: _____

Green Card: _____

Yellow Card: _____

Red Card: _____

Complaint Starting Time: _____

Complaint Referee: _____

Complaint: _____

Complaint Noting: _____

Signature: _____

Round 9

Round 9

1st Named Team E.T.P. 2nd Named Team Sturt

LSA No.	No.	Initials	Surname (In Alphabetical Order)	Penal	Assist	Goals				Total	LSA No.	No.	Initials	Surname (In Alphabetical Order)	Penal	Assist	Goals				Total												
						1	2	3	4								1	2	3	4													
	3	M	Owen							4163	78	A	Billing								1	1											
	15	S	Dawkins							2017	123	M	NEVILL																				
	27	Si	Cull (Capt)		1	1	1	3	32	2023	21	S	Correll				1					1											
	36	T	Leagath		1				1	2017	123	M	NEVILL																				
	30	A	Marafiorti		1				-1	2017	123	M	NEVILL																				
	32	M	Smith	1	3				1	2040	6	N	Geue	1	1		1					2											
	39	M	Vickers		1				-1	2045	43	D	Hansford	1	1	1	1	1	1	1	1	7											
	40	T	Ross							2184	8	P	Kernaghan		1							3											
											4162	75	B	McFarlane																			
											141	71	M	McPherson																			
											2057	16	M	Norton (Capt)		1					1	1					1					3	
											2059	20	L	Partington														1					1
											2017	123	M	NEVILL																			
											2072	36	H	Trainer (1st Home)																			1
											2075	32	N	Tock (Capt)							1			1	1	1	1	1	1	1	1	1	5
											2017	123	M	NEVILL																			
											2078	42	T	Tuxford (Coach)							1	1	1	1	1	1	1	1	1	1	1	1	6
											2046	69	A	Hamilton							1	1	1	1	1	1	1	1	1	1	1	1	4
						Totals 2										Totals 69																	
																Totals 79																	
																Totals 31																	

Officials Report

Scorers
 1st Team Yes No
 2nd Team Yes No

Time Clock
 Yes No

Green Card
 Yes No

Yellow Card
 Yes No

Red Card
 Yes No

Correct Starting Time
 Yes No

Correct Uniforms
 1st Team Yes No
 2nd Team Yes No

Comments

Coaches' Voting
 Most Valuable Player (Senior & U17 Grades Only)
 1. Name M. McPherson
 Club Sturt No. 71
 2. Name Simon Cull
 Club E.T.P. No. 37
 3. Name H. Trainer
 Club Sturt No. 36
 (Both Coaches to sign)
 Name T. Tuxford
 Signature [Signature]
 Name T. Tuxford Club Sturt
 Signature [Signature]

Won by Sturt Umpires/Referees Score ~~5~~ 5 to 31
 Signified Correct... S.C. Bing Signature [Signature] Name Brian Deak Club _____
 1st Named Team _____ Signature [Signature] Name S. RETALLICK Club _____
 2nd Named Team _____ Signature _____ Name _____ Club _____

1st Named Team ETP

2nd Named Team STURT

LSA No.	No.	Initials	Surname (In Alphabetical Order)	Penal	Assist	Goals				Total	LSA No.	No.	Initials	Surname (In Alphabetical Order)	Penal	Assist	Goals				Total	
						1	2	3	4								1	2	3	4		
	3	M	ONEN (2)										78	A	Billing					1	1	
	15	S	DAWKINS (3)										78	A	Billing							
	27	S	GILL (1)		4	1	1	1		32			21	S	Correll						1	
	36	T	LEGGATT			1				1			78	A	Billing							
	30	A	MARAFIORTI (4)							-1			78	A	Billing							
	32	M	SMITH (3)	1						1			6	N	Ceue	1					2'	
	39	M	VICKERY							-1			43	D	Hansford	1					8	6
	40	T	ROSS										8	P	Kernaghan						-3	
													75	B	McFarlane							
													71	M	McPherson							
													16	M	Norton						3'	
													20	L	Partington						1	
													78	A	Billing							
													36	H	Trainer						1	
													32	N	Tuck		1	1	1		5'	
													78	A	Billing							
													42	T	Toxford						6	4
													69	A	Hamilton			1	1		4	2
Time Outs <u>11</u>											Totals <u>21</u> <u>0</u> <u>1</u> <u>5</u>											
Time Outs <u>1</u>											Totals <u>6</u> <u>9</u> <u>7</u> <u>9</u> <u>31</u>											

Officials Report

Scorers
1st Team Yes No
2nd Team Yes No

Time Clock
Yes No

Green Card
Yes No

Yellow Card
Yes No

Red Card
Yes No

Correct Starting Time
Yes No

Correct Uniforms
1st Team Yes No
2nd Team Yes No

Comments

Coaches' Voting
Most Valuable Player (Senior & U17 Grades Only)
1. Name M. McPherson
Club Sturt No. 71
2. Name Simon Gill
Club ETP No. 27
3. Name H. Trainer
Club Sturt No. 36
(Both Coaches to sign)
Name T. Tolack Club ETP
Signature [Signature]
Name T. Tolack Club ETP
Signature [Signature]

Won by STURT Umpires/Referees Score 31 to 5
 Signified Correct. Signature [Signature] Name Brian Peak Club _____
 1st Named Team S.C. Bing Signature [Signature] Name S. RETALLICK Club _____
 2nd Named Team [Signature] Signature _____ Name _____ Club _____

1st Named Team Adelaide University 2nd Named Team North Adelaide

LSA No.	No.	Initials	Surname (In Alphabetical Order)	Penal	Assist	Goals				Total	LSA No.	No.	Initials	Surname (In Alphabetical Order)	Penal	Assist	Goals				Total
						1	2	3	4								1	2	3	4	
	2	C	ADAMEK								28	J	ACKERS								
	3	D	BURFORD	2							11	M	ACKERS								
	27	L	CHEMNEY								40	D	BAKER								
	1	T	COKER						1		31	J	CHARLES								
	17	A	COOPER	11							16	B	CASPARE								
	16	H	GRAHAM								32	J	COX								
	33	D	HEALY								13	S	KILFORD	1							1
	7	A	KENDRICK								37	C	MAYMAN								
	25	M	KONEFICK								30	S	MAYMAN								
	4	O	LOVAT		1				1		8	J	MORRIS								1
	10	T	LOVAT								34	S	MORRIS		111						2/3
	20	R	MAPLE	11							20	P	MCCONNELL	1	111						3/2
	6	S	PHILLIPS	11		1	1		4		21	A	SANDERS	1							2
	9	D	POTTS								26	D	SANDERS	1			11				2/2
	15	J	ROLAND						1		19	A	SEWELL								
	5	A	GERACIANO								96	B	SKUSE	2							
Time Outs <u>1</u>											Time Outs <u>1</u>										
Totals 2 1 2 1 6											Totals 3 2 1 4 10										

Won by NORTH ADELAIDE

Signified Correct [Signature]

1st Named Team [Signature]

2nd Named Team [Signature]

Umpires/Referees

Signature [Signature]

Signature [Signature]

Signature [Signature]

Score 10 to 6

Name R. STEVENS Club

Name Club

Name Club

Officials Report

Scoring

Penal Cards

Assist Cards

Yellow Cards

Red Cards

Correct Shooting Time

Correct Referees

Comments

Signature

1st Named Team Adelaide University

2nd Named Team North Adelaide

LSA No.	No.	Initials	Surname (In Alphabetical Order)	Penal	Assist	Goals				Total	LSA No.	No.	Initials	Surname (In Alphabetical Order)	Penal	Assist	Goals				Total
						1	2	3	4								1	2	3	4	
	2	C	Adamek								28	J	Ackers								
	3	D	Burford								11	M	Ackers								
	27	L	Chemney								40	D	Baker								
	1	T	Coker	①					1		31	J	Charles								
	17	A	Cooper								16	B	Caspari								
	16	H	Graham	⑤							32	J	Cox								
	33	D	Healey								13	S	Kilford								
	7	A	Kendrick								37	C	Mayman								
	23	M	Kenefick								30	S	Mayman								
	4	O	Lovat								8	J	Morris								
	10	J	Lovat	②							34	S	Morris						2		
	20	R	Maple	③	IT						20	P	McConnell						2		
	6	S	Phillips	④	IT				4		21	A	Saunders						2		
	9	D	Potts								26	D	Saunders						4		
	15	J	Roland						1		19	A	Sewell								
	5	A	Geracitano								96	B	Skuse								
						Totals 2 2 1 6											Totals 3 2 1 4 10				

Time Outs

Time Outs

Won by North Adelaide

Umpires/Referees

Scores 10 to 6

Signified Correct

Signature [Signature] Name WASTENBERG Club _____

1st Named Team

Signature [Signature] Name _____ Club _____

2nd Named Team

Signature _____ Name _____ Club _____

Officials Report

Scoreboard Yes No

Time Clock Yes No

Green Card Yes No

Yellow Card Yes No

Red Card Yes No

Correct Starting Time Yes No

Correct Uniforms Yes No

Comments

Coaches Yelling Yes No

1 Name _____ Club _____

2 Name _____ Club _____

3 Name _____ Club _____

4 Name _____ Club _____

1st Named Team Woodville

2nd Named Team West Terrans

LSA No.	No.	Initials	Surname (In Alphabetical Order)	Penal	Assist	Goals				Total	LSA No.	No.	Initials	Surname (In Alphabetical Order)	Penal	Assist	Goals				Total
						1	2	3	4								1	2	3	4	
2221	9	M	Cappelluti				11	1		3			R Simpson								
2230	1	T	Dwyer (5)	r									2	B	Simpson						1
119	18	M	Ellis				1	1		3			1	R	Gussen						
2251													4	W	Little						
2243	19	A	Johns							1			5	L	Ray	TI					
2222													28 5	S	Harden						2
1350	29	G	Paul										40	D	Swan	III					
3810	43	M	Politis (4)										12	P	Taft						1
1112	28	J	White										36	T	McDonald	II					2
4080	15	R	Potter (2)					11		2			35	O	Valero						1
3337	4	M	RUAN (1)										16	M	Stevens						1
2262	47	L	Southwell (3)	r									26	L	Hartung						
2263																					
	14	A	Young							2											
	30	A	Hunt																		
Time Outs <input checked="" type="checkbox"/>											Time Outs <input checked="" type="checkbox"/>										
Totals 2											Totals 3										
35											20										
11											7										

Officials Report

Score: 35 to 7

Time Clock:

Green Card:

Yellow Card:

Red Card:

Correct Starting Time:

Correct Delimitation:

Comments:

Coach's Rating:

Signature: _____

Won by Woodville Umpires/Referees [Signature] Score 35 to 7

Signified Correct... [Signature] Signature [Signature] Name [Signature] Club _____

1st Named Team [Signature] Signature [Signature] Name [Signature] Club _____

2nd Named Team [Signature] Signature _____ Name _____ Club _____

1st Named Team WEST TORREN

2nd Named Team WOODVILLE

LSA No.	No.	Initials	Surname (In Alphabetical Order)	Penal	Assist	Goals				Total	LSA No.	No.	Initials	Surname (In Alphabetical Order)	Penal	Assist	Goals				Total				
						1	2	3	4								1	2	3	4					
	1	R	SMISSEN	1							9	M	CARLUCCI				1	1			3				
	2	B	SIMPSON					1	1		1	T	DWYER	1											
	4	W	LITTLE								18	M	ELLS			1	1	1			3				
	5	L	RAY	1							19	A	JOHNS					1			1				
	27	S	HORTON			1			1		24	G	PAUL												
	40	D	SLOAN	1							43	M	POLITIS	1											
	12	P	TRIT		1	1			1		28	J	WHITE	1											
	36	T	MCDONALD	1		1	1		2		15	R	POTTER		1			1			2				
	35	O	VALERO		1			1	1		4	M	RYAN												
	16	M	STEWART								47	L	SOUTHWELL	1											
	26	L	HARTUNG								14	A	YANG			1				1	2				
											30	A	MUST	1											
						KNOCKED IN				1															
						Totals				3							Totals				2	3	5	1	11

Won by WOODVILLE

Umpires/Referees

Score 11 to 7

Signified Correct...

Signature [Signature]

Name Michael Gaudre Club [Club]

1st Named Team

Signature [Signature]

Name [Name] Club [Club]

2nd Named Team

Signature [Signature]

Name [Name] Club [Club]

Officials Report

Secretary: Yes No

1st Team: Yes No

2nd Team: Yes No

Penal Cards: Yes No

Green Card: Yes No

Yellow Card: Yes No

Red Card: Yes No

Correct Sporting Time: Yes No

Correct Distances: Yes No

1st Team: Yes No

2nd Team: Yes No

Comments:

Equipment: Working Not Working

Player: [Name] [Name]

1st Team: [Name] [Name]

2nd Team: [Name] [Name]

1st Named Team Glenelg

2nd Named Team Burnside

LSA No.	No.	Initials	Surname (In Alphabetical Order)	Penal	Assist	Goals				Total	LSA No.	No.	Initials	Surname (In Alphabetical Order)	Penal	Assist	Goals				Total	
						1	2	3	4								1	2	3	4		
	14	B	BARTLETT (1)			1	1	1		3		12	M	BAKER								
	17	M	BARTLETT			1				1		14	OS	Brown								
	2	T	BARTLETT									57	A	Burford								
		S	DINNING									21	J	Goodridge								
		P	GREENHALGH									72	K	Hill								
	1	M	GRIFFIN (3)				1	1	1	6		39	T	Hood								
	15	D	LYONS (4)									31	B	Jacobsen								
	4	K	SEARLE (5)		1							4	D	Kilderry								
	3	J	SEARLE									2	K	Nicolaj								
	24	A	SMITH									13	S	Olesen								
	7	C	WHITE									63	T	Patten								
	23	S	WHITEHEAD									5	Q	Pete								
	19	B	WILLIAMS									76	C	Semmler								
	8	C	WITT (2)				1			1		7	M	Traker								
												74	A	White								
												78	A	PHILLIPS								
						Totals 0 5 3 3 11										Totals 1 3 3 2 9						

Won by Glenelg
 Signified Correct...
 1st Named Team Burnside ALC
 2nd Named Team DBD

Umpires/Referees
 Signature [Signature] Name M. Polden Club
 Signature [Signature] Name P.S. McConachy Club

Score 11 to 9

Officials Report

Referee: 1st Team: 2nd Team:

Penal Check:

Green Card:

Yellow Card:

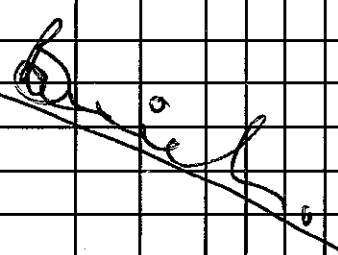

Red Card:

Correct Starting Time:

Correct Circumstances:

Comments:

1st Named Team GLENELG SEAHAWKS 2nd Named Team BRIGHTON BOMBERS

LSA No.	No.	Initials	Surname (In Alphabetical Order)	Penal	Assist	Goals				Total	LSA No.	No.	Initials	Surname (In Alphabetical Order)	Penal	Assist	Goals				Total
						1	2	3	4								1	2	3	4	
	18	G	BRYANT									11	M	ATTS							
	3	M	CAMPBELL									3	S	BILS BOROUGH							
	5	J	CLUBE		"	"	"	"	2			8	A	DALLISON	TT	"	"	"	"		1
	6	D	GREENWALCH									5	G	ELLIS		"	"	"	"		3
	9	R	GREENWALCH									2	M	FUSS							1
	2	J	KILLAN									14	A	HILL							
	1	A	LAWMAN	T	"	"	"	"	3			9	S	HILL							
	12	S	LIM	"	"	"	"	"	3			24	P	KEANE							
	17	A	SEMMER	"	"	"	"	"	4			7	C	LINDNER							
	13	AL	SMITH									22	S	MCKINNON							
	7	S	SMITH									21	B	LEE							
	14	N	SOUTHWELL									17	B	PRIDHAM	"						
	11	M	STILGDE									20 L PRIDHAM									
		J	WILLIAMS									25	J	RAYMOND							
	15	M	SHEADOW									13	G	REVELL							
												19	H	WALDOLO							
												20	L	PRIDHAM							1 1
																					
Time Outs <input checked="" type="checkbox"/>										Time Outs <input checked="" type="checkbox"/>											
Totals 2 4 4 2 12										Totals 2 2 1 1 6											

Won by Glenelg
 Signified Correct...
 1st Named Team Glenelg
 2nd Named Team Brighton

Umpires/Referees, Score 12 to 6
 Signature B. MARSLAND Name B. MARSLAND Club ALRA
 Signature J. DOWSETT Name J. DOWSETT Club ALRA
 Signature _____ Name _____ Club _____

Officials Report

Scorers
 1st Team Yes No
 2nd Team Yes No

Time Clock
 Yes No

Green Card
 Yes No

Yellow Card
 Yes No

Red Card
 Yes No

Correct Starting Time
 Yes No

Correct Uniforms
 1st Team Yes No
 2nd Team Yes No

Comments

Coaches' Voting
 Most Valuable Player
 (Senior & U17 Grades Only)

1. Name _____ Club _____ No _____
 2. Name _____ Club _____ No _____
 3. Name _____ Club _____ No _____
 (Both Coaches to sign)
 Name _____ Club _____
 Signature _____
 Name _____ Club _____
 Signature _____

Round 8

Round 8

1st Named Team sturt 2nd Named Team Burnside

LSA No.	No.	Initials	Surname (In Alphabetical Order)	Penal	Assist	Goals				Total	LSA No.	No.	Initials	Surname (In Alphabetical Order)	Penal	Assist	Goals				Total
						1	2	3	4								1	2	3	4	
4163	78	A	Billing								12	M	Baker								-1
2017	73	T	Brown (4)								14	OJ	Brown								11
2023	21	S	Correll								57	A	Burford								
2040	36	N	Gere (5)								72	K	Hill								
2045	43	D	Hansford (2)						4 ²		21	J	Goodridge								
3630	46	A	Lindner								31	B	Jacobsen								
141	71	M	McPherson								4	D	Kilderry							4 ²	
2057	16	M	Norton (2)	T					6 ¹		70	C	Loukes							4	
2059	20	L	Partington								13	S	Olesen								
3639	56	J	Rea								1	G	Owens								
2068	17	C	Steffe						1 ²		63	T	Patten								
2072	36	H	Trainer								5	Q	Pate								1
2075	32	N	Tuck (1)						1 ¹		78	A	Phillips								-1
2078	42	T	Tuxford						3		7	M	Tucker								2
											74	A	White								-1
											61	M	Sindair-Ross	3							2
											16	N	Aston	1							
						Totals 4 5 1 5 15										Totals 4 4 4 2 14					

Officials Report

Scorer: Yes No

Time Clock: Yes No

Green Card: Yes No

Yellow Card: Yes No

Red Card: Yes No

Correct Starting Time: Yes No

Correct Striker: Yes No

Comments:

Coaches Voting: Yes No

Won by sturt Umpires/Referees Score 15 to 14

Signified Correct... Signature [Signature] Name J R Tolson Club _____

Signature [Signature] Name P. VICKER Club _____

1st Named Team Moderay Signature _____ Name _____ Club _____

2nd Named Team [Signature] Signature _____ Name _____ Club _____

1st Named Team E.T.P

2nd Named Team GLENELE

LSA No.	No.	Initials	Surname (In Alphabetical Order)	Penal	Assist	Goals				Total	LSA No.	No.	Initials	Surname (In Alphabetical Order)	Penal	Assist	Goals				Total
						1	2	3	4								1	2	3	4	
	3	M	OWEN (3)								18	G	Bryant								
	39	M	VICKERY								4	M	Camp Bell								
	33	P	GRAY (5)								9	R	GAEMHUGH								1
	27	S	GILL (4)				1	1	2		2	J	Killen								1
	15	S	DANKINS (2)								15	M	Kolen								1
	30	A	MARAFIOTI								1	A	LAWNAN								8
	4	T	PRINGLE (1)						4		17	A	SEMMLER								3
	32	M	SMITH								13	A	SMITH								
	36	T	LEGGATT								7	S	SMITH								
	2	T	LINDNER								10	M	SHELDON								
	38	J	MCGEE (1)								14	N	SOUTHWELL								1
	12	D	VICKERY								11	B	WILLIAMS								
	14	A	Vandellis								10	J	WILLIAMS								
	40	F	ROSS								12	T	WITT								3
						Totals 02316										Totals 57327					

Won by GLENELE

Signified Correct... S.C. Ring

1st Named Team S.C. Ring

2nd Named Team Glelene

Umpires/Referees

Signature [Signature]

Signature [Signature]

Signature [Signature]

Score 6 to 17

Name Cl Touhison Club

Name GAVIN TAPE Club N/A

Name Club

Officials Report

Score: 6 to 17

Correct Starting Time: Yes No

Correct Uniforms: Yes No

Comments:

Coach:

Umpire:

Referee:

1st Named Team Adelaide University

2nd Named Team Woodville

LSA No.	No.	Initials	Surname (In Alphabetical Order)	Penal	Assist	Goals				Total	LSA No.	No.	Initials	Surname (In Alphabetical Order)	Penal	Assist	Goals				Total										
						1	2	3	4								1	2	3	4											
	2	C	Adamek	(2)	T	1	1	1	1	5		20	J	Potter	1																
	3	D	Burford									18	M	Ellis			1	1			3										
	27	L	Chemney									29	G	Paul							1										
	1	T	Coker	(4)								15	R	Potter			1				1										
	17	A	Cooper	(1)				1		1		1	T	Dwyer					1		1										
	5	A	Geracitano									17	M	Noble																	
	16	H	Graham									14	A	Young	1		1				1										
	33	D	Healey									11	M	Smith																	
	7	A	Kendrick									4	M	Ryan																	
	23	M	Kenefick									8	M	James																	
	4	O	Lovat		1		1	1		2		6	J	White																	
	10	J	Lovat									43	J	Gracie	T		1	1			2										
	20	R	Maple									9	A	Hunt																	
	6	S	Phillips	(5)	1		1	1	1	5		W	Southwell																		
	15	J	Roland	(3)	1		1	1		3		40	M	Polites	1																
Totals											1	4	5	4	14	Totals											5	2	1	0	8

Won by Adelaide University
 Signified Correct...
 1st Named Team [Signature]
 2nd Named Team [Signature]

Umpires/Referees
 Signature [Signature]
 Signature [Signature]

Score 14 to 8
 Name R. MOLLISON Club ALRA
 Name J. MARSLAND Club ALRA

Officials Report

Supervisor: Yes No
 Time Clock: Yes No
 Correct Cards: Yes No
 Correct Starting Time: Yes No
 Correct Uniforms: Yes No
 Comments: [Handwritten notes]

1st Named Team ADELAIDE UNIVERSITY

2nd Named Team WOODVILLE

LSA No.	No.	Initials	Surname (In Alphabetical Order)	Penal	Assist	Goals				Total	LSA No.	No.	Initials	Surname (In Alphabetical Order)	Penal	Assist	Goals				Total								
						1	2	3	4								1	2	3	4									
	2	C	ADAMEK				1		1	5		20	J	POTTER															
	3	D	BURFORD									18	M	ELISS				1			3								
	27	L	CHEMREY									29	G	PAULL							1								
	1	T	COKER									15	R	POTTER							1								
	17	A	COOPER					1		1		1	T	DWYER					1		1								
	5	A	GERACIANO									17	M	NOBLE															
	16	H	GRAHAM								2270	14	Ad	YOUNG							1								
	33	D	HEALEY								1356	11	Mi	SMITH															
	7	A	KENDRICK									4	M	RYAN															
	23	M	KENEFICK									8	M	JAMES															
	4	O	LOVAT							2		6	J	WHITE															
	10	J	LOVAT							4		43	J	GRACIE				1			2								
	20	R	MAPLE									9	A	HUNT															
	6	S	PHILLIPS							5				E SOUTHWELL															
	15	J	ROLAND							1		40	M	POLITES															
						Totals				1	4	5	4	14							Totals				5	2	1	0	5

Won by Adelaide University
 Signified Correct
 1st Named Team [Signature]
 2nd Named Team [Signature]

Umpires/Referees
 Signature [Signature] Name R MOLLISON Club ALRA
 Signature [Signature] Name BARRIE MARSHALL Club ALRA
 Name _____ Club _____

Score 14 to 8

Officials Report

Referee: _____
 Time Clock: _____
 Green Card: _____
 Yellow Card: _____
 Red Card: _____
 Correct Starting Time: _____
 Correct Timeouts: _____
 Comments: _____

1st Named Team

BRIGHTON

2nd Named Team

GLENELG

LSA No.	No.	Initials	Surname (In Alphabetical Order)	Penal	Assist	Goals				Total	LSA No.	No.	Initials	Surname (In Alphabetical Order)	Penal	Assist	Goals				Total											
						1	2	3	4								1	2	3	4												
	11	M	ATTS (5)	T									14	B	BARTLETT	T																
	3	S	BILSBOROUGH (4)										9	M	BARTLETT	T																
	8	A	DAVISON (2)		11	11	1	1	4-2				3	T	BARTLETT																	
	5	M	FUSS										7	S	DINNING	I				1	1											
	14	A	HILL		1								2	M	GRIFFIN																	
	28	S	HILL (5)	T	1	11	1	1	4-1				19	J	HARRIS																	
	29	P	KEANE (3)		1	1	11	1	4-1				1	D	LYONS	11																
	19	B	LEE				11	1	1				4	B	MCINTOSH	I																
	2	T	LEE										24	B	ROBINSON	11	11	1	11	5												
	7	C	LINDNER (5)		1								5	K	SEARLE																	
	22	S	MCKINNON (1)		11	1		1	2				15	AN	SMITH				1	1	2											
	17	B	PRIDHAM	T									8	C	WITT																	
	25	J	RAYMOND	T											W SUTTON																	
	13	G	REVELL	11									23	P	FRENCH																	
	18	C	TERRY	T	1	1	1		2				20	S	WHITHEAD																	
Time Outs						1	Totals					6	2	4	5	17	Time Outs						Totals					2	2	0	4	8

Won by BRIGHTON

Umpires/Referees

Score 17 to 8

Signified Correct...

Signature [Signature]

Name LASTEVEAS

Club _____

1st Named Team

[Signature]

Signature [Signature]

Name Brian Peak

Club _____

2nd Named Team

[Signature]

Signature _____

Name _____

Club _____

Officials Report

Umpires
 1st Team: Yes No
 2nd Team: Yes No

Penal Officers
 Yes No

Ground Crew
 Yes No

Yellow Cards
 Yes No

Black Cards
 Yes No

Correct Starting Time
 Yes No

Correct End Time
 Yes No

Comments

Coach's Name
 Name: _____
 Club: _____

Referee's Name
 Name: _____
 Club: _____

Umpire's Name
 Name: _____
 Club: _____

1st Named Team WEST TORRENS

2nd Named Team NORTH ADELAIDE

LSA No.	No.	Initials	Surname (In Alphabetical Order)	Penal	Assist	Goals				Total	LSA No.	No.	Initials	Surname (In Alphabetical Order)	Penal	Assist	Goals				Total
						1	2	3	4								1	2	3	4	
	1	R	Smussen								28	J	ACKERS	T							
	40	D	Sloan								11	m	ACILERS								
	41	S	Horton						1/3		40	D	BAKER								
	12	P	Tait						1/1		18	B	CHARLES	TB							
	28	B	Pink								31	J	CHARLES								
	5	L	Ray						1		13	S	KILFORD	BS							
	16	m	Stevens						1/1		33	K	LENNOX								
	35	O	Vebra						3 ²		37	C	MAYMAN								
	25	T	McDonald						6 ¹		34	S	MAYMAN								
	2	B	Simpson						2 ²		32 21	A	SANDERS								
	10	m	Larwood						1		26	D	SANDERS								1
											19	A	SEVERN								
											96	B	SKUSE								
											17	N	TARCA								
											32 8	B	WOOD								
											8	J	MORRIS								
Time Outs <input checked="" type="checkbox"/>										Time Outs <input checked="" type="checkbox"/>											
Totals 3 5 4 4 16										Totals 1 0 0 0 1											

Won by West Torrens

Umpires/Referees

Score 16 to 1 ^{NB FORFEIT UNDER ZERO TO}

Signified Correct... PK

Signature [Signature] Name S. RETALLICK Club WCC

1st Named Team [Signature]

Signature [Signature] Name M. HOGAN Club WCC

2nd Named Team [Signature]

Signature [Signature] Name [Signature] Club WCC

Officials Report

Scorers
1st Team Yes No
2nd Team Yes No

Time Clock
Yes No

Green Card
Yes No

Yellow Card
Yes No

Red Card
Yes No

Correct Starting Time
Yes No

Correct Uniforms
1st Team Yes No
2nd Team Yes No

Comments

Coaches' Voting Most Valuable Player (Senior & U17 Grades Only)
1. Name J SIMPSON
Club WT No 2
2. Name M SKUSE
Club NA No 11
3. Name [Signature]
Club [Signature] No [Signature]
(Both Coaches to sign)
Name [Signature] Club NA
Signature [Signature]
Name [Signature] Club WT
Signature [Signature]

PERANCE POLICY.

1st Named Team West Torrens

2nd Named Team North Adelaide

LSA No.	No.	Initials	Surname (In Alphabetical Order)	Penal	Assist	Goals				Total	LSA No.	No.	Initials	Surname (In Alphabetical Order)	Penal	Assist	Goals				Total
						1	2	3	4								1	2	3	4	
	1	R	Smissen								28	J	Ackers	T							
	40	D	Sloan								11	M	Ackers								
	41	S	Horton		11			1			40	D	Baker								
	12	P	Tait		1			1			18	B	Charles		113						
28	3	B	Pink								31	J	Charles								
*	5	L	Ray					1			13	S	Kilford		3						
	16	M	Stevens	1	1			1			33	K	Lennox		1						
	35	O	Valero		11		11				37	C	Mayman		T						
	25	T	Macdonald	11	11		11	11			34	S	Mayman		1						
*	2	B	Simson	1	11		1				21	38	A	Sanders							1
	10	M	Larwood	1				1			26	D	Sanders								1
											19	A	Serew								
											96	B	Skuse		11						
											17	N	Tarla								
											32	B	Wood								
											8	J	Morris		T						
						Totals 3 5 4 4 10										Totals 1 0 0 0 1					

* BEST PLAYERS

Officials Report

Secretary: Yes No

Time Clock: Yes No

Grounds Card: Yes No

Yellow Cards: Yes No

Red Cards: Yes No

Correct Starting Time: Yes No

Correct Uniforms: Yes No

Comments:

Checked Starting Time: Yes No

Checked Uniforms: Yes No

Won by West Torrens Umpires/Referees S RETALLICK Name S RETALLICK Club WLC

Signified Correct. West Torrens Signature [Signature] Name M HOGAN Club WLC

1st Named Team West Torrens Signature [Signature] Name [Name] Club [Club]

2nd Named Team North Adelaide Signature [Signature] Name [Name] Club [Club]

Round 7

Round 7

1st Named Team Adelaide University

2nd Named Team Sturt

LSA No.	No.	Initials	Surname (In Alphabetical Order)	Penal	Assist	Goals				Total	LSA No.	No.	Initials	Surname (In Alphabetical Order)	Penal	Assist	Goals				Total				
						1	2	3	4								1	2	3	4					
	4	O	Lovat		1	1	1			2	323	M	Bartolo												
	10	J	Lovat								4163	78	A Billing-												
	9	D	Potts	1							2017	73	T Brown												
	23	M	Kenefick								2023	20	M Kenefick												
	3	D	Burford								2040	M	Burford												
	7	A	Kendrick								2045	43	D Mansford (Capt) (3)		1		1	1			4				
	17	A	Cooper			1			1		4026	76	J Knowler (4)		1		1				3				
	16	H	Graham								3630	46	A Lindner (5)	1							-1				
	1	T	Coker		1	1			1		4162	75	B McFarlane		1						1				
	2	C	Adamek		1	1			2		141	71	M McPherson												
	27	L	Chemney								2059	20	L Partington (1)	1							-1				
	5	A	Ceracitano								3639	56	T Rae (at Home) (1)												
	18	C	Durrant	1							2068	7	C Steffen (2)		1			1			2				
	13	D	Walter	1					1		2075	32	D Walter (Capt) (5)	1	1						12				
	15	J	Roland		1	1	1	1	3		2079	42	J Roland (Coach)		1		1	1	1		52				
	33	D	Healy																						
						Totals				15	22	10							Totals				45	52	16

Won by Sturt
 Signified Correct
 1st Named Team Adelaide
 2nd Named Team Sturt

Umpires/Referees
 Signature [Signature]
 Signature [Signature]
 Signature [Signature]

Score 16 to 10
 Name D J MANIOL Club ALRA
 Name GRAVE TALE Club
 Name Club

Officials Report

Referee: _____
 Umpire: _____
 Time Out: _____
 Ground: _____
 Start Time: _____
 End Time: _____
 Comments: _____

1st Named Team Adelaide University

2nd Named Team Sturt

LSA No.	No.	Initials	Surname (In Alphabetical Order)	Penal	Assist	Goals				Total	LSA No.	No.	Initials	Surname (In Alphabetical Order)	Penal	Assist	Goals				Total								
						1	2	3	4								1	2	3	4									
	4	O	LOVAT (c)		1	1	1						WILL BRADY																
	10	J	LOVAT (2)										38 A BILLING																
	9	D	POTTS	T									73 T BROWN																
	23	M	KENEFICK (4)										AMSI KOTTELL																
	3	D	BURFORD (5)										WILL BRADY																
	7	A	KENDRICK										43 D HANSFORD				1	1	1										
	17	A	COOPER										46 J KNOWLER				1	1			1								
	16	H	GRAHAM										75 A LINDNER		1														
	1	T	COKE (vc)		1								75 B MCFARIANE																
	2	C	ADAMEK (1)		1	1	1						71 M MCPHERSON																
	27	L	CHEMNEY										20 L PARTINGTON		1														
	5	A	GERACITANO										56 J RAE	1															
	18	C	DURRANT	1									7 C STEFFE							1									
	13	D	WALTON	1									32 N TUCK	1	1														
	15	J	ROLAND (3)		1	1	1	1					42 T TUXFORD		1					1	1								
	33	D	HEALEY																										
						Totals				15											Totals				4	5	5	2	16

Officials Report

Scorers
1st Team Yes No
2nd Team Yes No

Time Clock
Yes No

Green Card
Yes No

Yellow Card
Yes No

Red Card
Yes No

Correct Starting Time
Yes No

Correct Uniforms
1st Team Yes No
2nd Team Yes No

Comments

Coaches' Voting
Most Valuable Player (Senior & U17 Grades Only)

1. Name: L. Adams
Club: Sturt No. 42

2. Name: Tuxford
Club: Sturt No. 42

3. Name: D. Havelock
Club: Sturt No. 43

(Both Coaches to sign)
Name: [Signature] Club: Sturt
Name: [Signature] Club: Sturt

Won by Sturt

Signified Correct...

1st Named Team [Signature]

2nd Named Team [Signature]

Umpires/Referees

Signature [Signature]

Signature [Signature]

Signature [Signature]

Score 16 to 10

Name J Mentzer Club ALRA

Name Gavin Tape Club N/A

Name _____ Club _____

1st Named Team BURNSIDE

2nd Named Team NORTH ADELAIDE

LSA No.	No.	Initials	Surname (In Alphabetical Order)	Penal	Assist	Goals				Total	LSA No.	No.	Initials	Surname (In Alphabetical Order)	Penal	Assist	Goals				Total	
						1	2	3	4								1	2	3	4		
	12	M	BAKER								28	J	ACKERS									
	14	OS	BROWN						2		11	M	ACKERS									
	51	A	BURFORD								18	B	CHARLES							1	1	2
	21	J	GOODRIDGE								31	J	CHARLES									
	72	K	HILL									J	COX									
	31	B	JACOBSEN						1		16	B	GASPARI									
	4	D	KILDERRY						2/1		32	C	MAYMAN									
	70	C	LOUKES						2/4		30	S	MAYMAN									
											8	J	MORRIS									
	13	S	OLESEN								23	S	ROBERTS									
	1	G	OWENS								33	K	LENNOX								1	
	63	J	PATTEN								14	D	ROBERTSON									
	2	Q	POTE									A	SANDERS									
	78	A	PHILLIPS								26	D	SANDERS								2	
	7	M	TOCKER						3/3		19	A	SEWELL									
	74	A	WHITE						2		06	B	SKUSE								1	
											34	B	WOOD									
											17	N	TARCA								1	
											38	J	O'BRIEN									
											21	B	HAWCOCK								1	
Time Outs						Totals					Time Outs						Totals					
						6 4 2 2 14											2 2 0 3 7					

Won by BURNSIDE

Umpires/Referees

Score 14 to 7

Signified Correct...

Signature [Signature]

Name L. STEVENS Club _____

1st Named Team [Signature]

Signature [Signature]

Name P. J. MCGONAGHAN Club _____

2nd Named Team [Signature]

Signature _____

Name _____ Club _____

Officials Report

Scoring
 Referee: Yes No
 Umpire: Yes No
 Time Clock: Yes No
 Green Card: Yes No
 Yellow Card: Yes No
 Red Card: Yes No
 Contact Starting Time: Yes No
 Contact Uniforms: Yes No
 Comments: _____

Coached Young Player: Yes No
 Player's Name: _____
 Club: _____
 Position: _____
 Age: _____
 Date: _____

1st Named Team Brighton

2nd Named Team East torrens pav pavilion

LSA No.	No.	Initials	Surname (In Alphabetical Order)	Penal	Assist	Goals				Total	LSA No.	No.	Initials	Surname (In Alphabetical Order)	Penal	Assist	Goals				Total		
						1	2	3	4								1	2	3	4			
	11	M	ATTS								32	M	SMITH (4)										
	3	S	BILSBOROUGH								31	M	OWEN (2)										
	8	A	DALLISON						5		36	T	LEGGATT										
	5	M	FUSS						1		33	P	GRAY (5)										
	14	A	WILL HILL						3		38	J	MCGEE										
	20	S	HILL						3		27	S	GILL (3)										
	20	P	KEANE								39	M	VICKERY										
	2	T	LEE										S DANKINS										
	7	C	LINDREN						2		22	T	MILDREN										
	22	scott	McKINNON						3		30	A	MARAFIOTI (1)										
			PRIDMAN																				
	25	J	RAYMOND						6														
	13	G	REVELL																				
Time Outs						Totals						Time Outs						Totals					
/						0 6 5 26						/ / /						0 0 0 0 0					

Officials Report

Scorers
1st Team: No. No. No.
2nd Team: No. No. No.

Time Clock
Yes No

Green Card
Yes No

Yellow Card
Yes No

Red Card
Yes No

Correct Starting Time
Yes No

Correct Endings
1st Team: No. No. No.
2nd Team: No. No. No.

Comments

Checked Names
Name Initials
1st Team: A. GILL (5)
2nd Team: M. VICKERY (1)
M. MARAFIOTI (1)
M. OWEN (2)
M. SMITH (4)
S. HILL (3)
T. LEGGATT
J. MCGEE
P. GRAY (5)
S. DANKINS
T. MILDREN
G. REVELL
J. RAYMOND
S. KEANE
A. ATTS
C. LINDREN
M. FUSSELL
S. BILSBOROUGH
M. DALLISON

Won by Brighton

Signified Correct...

1st Named Team Brighton

2nd Named Team East torrens pav pavilion

Umpires/Referees

Signature [Signature]

Signature [Signature]

Signature [Signature]

Score 25 to 0

Name [Signature] Club [Signature]

Name M. GILGAN Club WLC

Name _____ Club _____

1st Named Team BRIGHTON

2nd Named Team EAST TORRENS PAYNEHAM

LSA No.	No.	Initials	Surname (In Alphabetical Order)	Penal	Assist	Goals				Total	LSA No.	No.	Initials	Surname (In Alphabetical Order)	Penal	Assist	Goals				Total	
						1	2	3	4								1	2	3	4		
	11	M	ATTS.	IT							32	M	SMITH									
	3	S	BILLSBOROUGH	1							31	M	OWEN									
	8	A	DALLISON (4)	T	II	III			5/2		36	T	LEGGATT									
	5	M	FUSS (4)						1		33	P	GREY	I								
	14	A	HILL						3		38	J	MCGEE	III								
	26	S	HILL						2/1		27	S	GILL									
	20	P	KEANE (1)		III				3/3		39	M	VICKERY	I								
	2	T	LEE (3)										DANKIAS									
	7	C	LINDNER	I	I				1/1		22	T	MILDREN									
	22	SCOTT	McKINNON (5)	I	IIII	III			3/5		30	A	MARAFIOTI									
			FRANHAM																			
	25	S	RAYMOND (2)			III			3/3													
	13	G	REVEL																			
						5																
Time Outs <u>1/1/1</u>						Totals <u>9</u> <u>6</u> <u>5</u> <u>25</u>					Time Outs <u>1/1/1</u>						Totals <u>0</u> <u>0</u> <u>0</u> <u>0</u>					

Won by Brighton
 Signified Correct...
 1st Named Team Brighton
 2nd Named Team Payneham

Umpires/Referees
 Signature [Signature]
 Signature [Signature]
 Signature [Signature]

Score 25 to 0
 Name JA TOOGOOD Club WLC
 Name M HOGAN Club WLC
 Name _____ Club _____

Officials Report

Equipment
 Not Used Yes No
 Time Clock
 Green Card
 Yellow Card
 Red Card
 Correct Starting Time
 Correct Duration
 Comments

Equipment Used
 Not Used Yes No
 Name: _____ Club: _____
 Name: _____ Club: _____
 Name: _____ Club: _____
 Name: _____ Club: _____

1st Named Team GLENELG

2nd Named Team WOODVILLE

LSA No.	No.	Initials	Surname (In Alphabetical Order)	Penal	Assist	Goals				Total	LSA No.	No.	Initials	Surname (In Alphabetical Order)	Penal	Assist	Goals				Total
						1	2	3	4								1	2	3	4	
1393	19	J	Harris								19	S	Abbott								1
2947	9	K	Searle (2)								1	T	Dwyer								
2755	10	R	Lawson								18	M	Elliss								
335	5	K	Frankie								11	J	Gracie								
1383	7	S	Dinning						1												
		B	McIntosh								17	M	Noble								
4071	23	R	Grant (1)						2		29	G	Davill								
1385	8	K	Ferguson						2		40	M	Poitès								
1457	2	C	Witt (3)								14	J	Potter								
1369	14	M	Bartlett (3)		1				1		15	R	Potter								
1452	13	C	White								4	M	Ryan								
1395	1	M	Griffin						3		47	L	Southwell								
2012	24	B	Robinson (4)		111				4		25	A	Hunt								
											9	J	White								
											2	T	Wallace								
Time Outs <input checked="" type="checkbox"/>										Time Outs <input checked="" type="checkbox"/>											
Totals 2 7 3 1 13										Totals 2 3 0 4 9											

Won by GLENELG

Umpires/Referees

Score 13 to 9

Signified Correct

Signature [Signature]

Name Robert Morris Club ALRA

1st Named Team [Signature]

Signature [Signature]

Name B. MARSHAND Club ALRA

2nd Named Team [Signature]

Signature [Signature]

Name [Signature] Club [Signature]

Officials Report

Scorer: [Signature]

Time Clock: [Signature]

Green Card: [Signature]

Yellow Card: [Signature]

Red Card: [Signature]

Cannot Scoring Time: [Signature]

Correct Uniforms: [Signature]

Comments: [Signature]

Coaches Voting: [Signature]

1st Named Team Woodville

2nd Named Team Glenelg 1

LSA No.	No.	Initials	Surname (In Alphabetical Order)	Penal	Assist	Goals				Total	LSA No.	No.	Initials	Surname (In Alphabetical Order)	Penal	Assist	Goals				Total
						1	2	3	4								1	2	3	4	
2226	19	S	Abbott ①						3		19	J	Kaeruo								
2659	2	T	Wallace								9	K	Scorhe								
2230	1	T	Dwyer								10	R	Lawson								
119	18	M	Ellis						2		5	K	Krankee								
3036	11	J	Gracie ⑤						4		7	S	Dinning								
													McIntosh								
											23	R	Grant								2
											8	K	Farquar								2
											2	C	Witt								
2222	17	M	Noble ④								14	M	Bartlett								1
											13	C	White								
1350	29	E	Pavill								1	M	Perugin								3
3810	40	M	Politis								24	B	Robinson								4
4130	14	J	Potter ⑥																		
4080	15	R	Potter																		
3537	4	M	Ryan ②																		
2262	47	L	Southwell																		
3812	25	A	Hunt																		
3807	9	J	White																		
						Totals				23049							Totals				273113

Won by Glenelg 1

Signified Correct... [Signature]

1st Named Team [Signature]

2nd Named Team [Signature]

Umpires/Referees

Signature [Signature]

Signature [Signature]

Signature [Signature]

Score 9 to 13

Name R MOLLISON Club ALRA

Name B MARSLAND Club ALRA

Name _____ Club _____

Officials Report

Score: 1st Team: Yes No, 2nd Team: Yes No

Time Clock: Yes No

Green Card: Yes No

Yellow Card: Yes No

Red Card: Yes No

Correct Starting Time: Yes No

Correct Injuries: 1st Team: Yes No, 2nd Team: Yes No

Comments:

Disputed Telling: Yes No

1st Named Team GLEN LG SEAHAWKS

2nd Named Team WEST TORRENS

LSA No.	No.	Initials	Surname (In Alphabetical Order)	Penal	Assist	Goals				Total	LSA No.	No.	Initials	Surname (In Alphabetical Order)	Penal	Assist	Goals				Total				
						1	2	3	4								1	2	3	4					
1373	18	G	BRYANT	11							35	G	BEARD												
3397	2	M	CAMPBELL	2							16	M	STEVENS	*				1			1				
3854	5	J	CLUSE (3)	TT	III		I	III	1	4	5	L	GRAM	128T											
1388	3	A	GIKAS	1							40	D	SLOAN												
1389	4	S	GOLDSACK		I					1	12	D	TATE						1		1				
1402	6	J	KILLEN								10	M	LARWOOD												
1404	15	M	KOLEN		I					1	2	B	SIMPSON						1		1				
2523	9	A	LAWMAN (1)		III	"	"	"		4	4	W	LITTLE												
1433	17	A	SEMMLER (2)			"	"	"		6	17	M	HARLEY						1		1				
1437	13	AL	SMITH (4)			"	"	"			13	M	YALLOP												
1439	7	S	SMITH								26	T	MCCONNELL												
1442	14	N	SOUTHWELL																						
1455	11	B	WILLIAMS (5)																						
1459	12	T	WITT		"					1															
										Totals 45				Totals 13				Totals 17		Totals 13				Totals 1-4	

Won by Glenelg
 Signified Correct...
 1st Named Team Glenelg
 2nd Named Team West Torrens

Umpires/Referees
 Signature [Signature] Name M RENDALL Club
 Signature [Signature] Name IAN DOWSON Club ALRA
 Signature _____ Name _____ Club _____

Officials Report

Score _____ to _____

Time Clock
 Green Card
 Yellow Card
 Red Card
 Comment Starting Time
 Comments

Comments

Round 6

Round 6

1st Named Team BRIGHTON

2nd Named Team STURT

LSA No.	No.	Initials	Surname (In Alphabetical Order)	Penal	Assist	Goals				Total	LSA No.	No.	Initials	Surname (In Alphabetical Order)	Penal	Assist	Goals				Total		
						1	2	3	4								1	2	3	4			
	11	M	ATTS. (1)	1								7	C	STEFFE		1				1	1		
	3	S	BILSBOROUGH (2)									43	D	HANSFORD			1				1		
	22	M	COLE						1	1-0		6	N	GEUE			1				1		
	8	A	DAVISON	1				1	1	3-0		16	M	NORTON						1	1		
	26	M	ERKELENS	1	1					0-1		21	S	CORRELL									
	19	M	FUSS									78	A	BILLINGTON	1								
	14	A	HILL		2							32	N	TUCK					1		1		
	24	P	KEANE				1			2-0		36	H	TRAINER									
	2	T	LEE (3)	1								20	L	PARDINGTON									
	7	C	LINDNER (5)	1					1	1-0		75	B	MCFARLANE	1								
			PRUDHOM									76	J	KNOWLER	1								
	25	S	RAYMOND					1	1	3-0		71	M	MCPHERSON									
	13	G	REVELL									56	J	REA	1								
	18	C	TERRY (4)	1	1					1-0		39	L	BARTOLD									
			WASH									31	A	LINDNER									
											16	42	D	MUTTON									
														KNOCKED IN							1	1	
Time Outs						Totals 1 4 2 4 11						Time Outs						Totals 2 1 1 2 6					

Won by Brighton
 Signified Correct...
 1st Named Team Batholom
 2nd Named Team Kyalloon

Umpires/Referees
 Signature [Signature] Name S RETALICK Club _____
 Signature [Signature] Name A Fox Club _____
 Signature _____ Name _____ Club _____

Score 11 to 6

Officials Report

Secretary
 Present: Yes No
 Absent: Yes No

Time Clock
 Present: Yes No

Green Card
 Present: Yes No

Yellow Card
 Present: Yes No

Red Card
 Present: Yes No

Correct Starting Time
 Present: Yes No

Correct Limitations
 Present: Yes No

Comments

Couche's Voting
 Present: Yes No
 Absent: Yes No

1st Named Team GLENELG SEAHAWKS 2nd Named Team NORTH ADELAIDE

LSA No.	No.	Initials	Surname (In Alphabetical Order)	Penal	Assist	Goals				Total	LSA No.	No.	Initials	Surname (In Alphabetical Order)	Penal	Assist	Goals				Total																		
						1	2	3	4								1	2	3	4																			
	18	G	BRYANT	IT					1		26	J	ACKERS																										
	3	M	CAMPBELL	T					1		11	M	ACKERS																										
	5	J	CLUSE	I	III				3/3		18	B	CHARLES																										
	4	J	GOLDSACK						1/1		31	J	CHARLES																										
	1	J	KILLEN								J	GOY																											
	9	A	LAWMAN		III	II	I	III	7/5		16	B	GASPARI	IT																									
	17	A	SEMMER					II	4/1			B	HANCOCK																										
	13	AL	SMITH								37	C	MAYMAN																										
	7	S	SMITH								20	S	MAYMAN																										
	2	P	WHITE			II			3/1		8	J	MORRIS																										
	11	B	WILLIAMS									T	MORRIS																										
	14	J	WILLIAMS								26	S	MORRIS		II						1/3																		
	12	T	WITT			II	II	I	5/1		27	S	ROBERTS																										
											14	D	ROBERTSON								1																		
											33	A	SANDERS																										
											34	D	SANDERS			I					2																		
											19	A	SEWELL								1																		
											96	B	SKUSE																										
											21	B	WOOD																										
											17	N	TARCA																										
Time Outs <input checked="" type="checkbox"/>										Totals 6 4 9 6 25										Time Outs <input type="checkbox"/>										Totals 2 1 2 0 5									

Won by GLENELG Umpires/Referees Score 25 to 5
 Signified Correct. Signature [Signature] Name LASTENBUR Club _____
 1st Named Team Signature [Signature] Name JL Teaboop Club _____
 2nd Named Team Signature [Signature] Name _____ Club _____

Officials Report

Scorers
 1st Team: No. 1 No. 2
 2nd Team: No. 1 No. 2

Timekeeper
 No. 1 No. 2

Green Card
 No. 1 No. 2

Yellow Card
 No. 1 No. 2

Red Card
 No. 1 No. 2

Correct Starting Time
 No. 1 No. 2

Correct Lineups
 1st Team: No. 1 No. 2
 2nd Team: No. 1 No. 2

Comments

Covered Voting
 1st Team: No. 1 No. 2
 2nd Team: No. 1 No. 2

1st Named Team GLENELG SEAHAWKS (2) 2nd Named Team NORTH ADELAIDE

LSA No.	No.	Initials	Surname (In Alphabetical Order)	Penal	Assist	Goals				Total	LSA No.	No.	Initials	Surname (In Alphabetical Order)	Penal	Assist	Goals				Total
						1	2	3	4								1	2	3	4	
1313	18	G	BRYANT	11				1		1		28	J	ACKERS							
3397	3	M	CAMPBELL	T					1	1		11	M	ACKERS							
3854	5	J	CLOSE (2)	1	"	"			1	3		18	B	CHARLES							
1389	4	J	GOLDSACK (5)					1		1		31	J	CHARLES							
1402	1	J	KILLEN										J	COX							
2523	9	A	LAWMAN (1)		1111	"	"	1111		7		16	B	GASPARI	1T						
1433	17	A	SEMMLER (4)	1				1	1	11			B	HAWLOCK							
1437	13	AL	SMITH									37	C	MAYMAN							
1439	7	S	SMITH	1								30	S	MAYMAN							
1453	2	P	WHITE		1	"		1		3		8	J	MORRIS							
1455	11	B	WILLIAMS										T	MORRIS							
1456	14	J	WILLIAMS									23	S	ROBERTS							
1459	12	T	WITT (3)		1	"	"	1		5		14	D	ROBERTSON					1		1
/											/										
Time Outs <u>1/1</u>											Time Outs <u>1/1</u>										
Totals <u>649625</u>											Totals <u>212-5</u>										

Won by Glenelg Umpires/Referees Score 25 to 5
 Signified Correct... Signature [Signature] Name LA STEVENS Club _____
 1st Named Team Signature [Signature] Name ALTOBOON Club _____
 2nd Named Team Signature _____ Name _____ Club _____

Officials Report

Goalkeeper: Yes No

Referee: Yes No

Time Clerk: Yes No

Camera Clerk: Yes No

Yellow Card: Yes No

Red Card: Yes No

Correct Starting Time: Yes No

Correct Lineups: Yes No

Comments: _____

Coaching Notes: _____

1st Named Team ETP

2nd Named Team WEST TORRENS

LSA No.	No.	Initials	Surname (In Alphabetical Order)	Penal	Assist	Goals				Total	LSA No.	No.	Initials	Surname (In Alphabetical Order)	Penal	Assist	Goals				Total																		
						1	2	3	4								1	2	3	4																			
	33	P	GRAY	T						0		4	W	LITTLE		1																							
	36	T	LEGGETT							0		22	B	PINK																									
	32	M	SMITH ①			1		1		4		19	D	HOGAN	1																								
	30	A	MARAFIOTI	TT						6		25	J	GLASBROCKE	12x																								
	22	T	MILDREN ⑤	ITIT						0		17	M	HARLEY		1																							
	38	J	Mc GEE							0		12	P	TAIT																									
	15	S	DANKINS ②	T						0		2	B	SIMPON	" "	" "																							
	31	M	OWEN							0		20	R	HOOPER	" "																								
	27	S	GILL ④	T						1		16	T	mc Donald																									
	4	T	PRINGLE ③							43																													
	39	M	VICKERY							1																													
	16	D	VICKERY							1																													
Time Outs <input checked="" type="checkbox"/>										Totals 1 2 4 3 10										Time Outs <input checked="" type="checkbox"/>										Totals 3 4 1 5 13									

Won by WT

Signified Correct...

1st Named Team S.C. Ring

2nd Named Team S.C. Ring

Umpires/Referees

Signature [Signature]

Signature [Signature]

Signature [Signature]

Score 10 to 13

Name M BENDALL Club [Blank]

Name M. Coyle Club [Blank]

Name [Blank] Club [Blank]

Officials Report

Scorers
1st Team Yes No
2nd Team Yes No

Time Clock
Yes No

Green Card
Yes No

Yellow Card
Yes No

Red Card
Yes No

Correct Starting Time
Yes No

Correct Uniforms
1st Team Yes No
2nd Team Yes No

Comments

Coaches' Voting
Most Valuable Player (Senior & U17 Grades Only)
1. Name M HARLEY
Club WT No. 17
2. Name M SMITH
Club ETP No. 32
3. Name B SIMPON
Club WT No. 2
(Both Coaches to sign)
Name J PINK Club WT
Signature [Signature]
Name J PINK Club WT
Signature [Signature]

1st Named Team W Torrens

2nd Named Team ETP

LSA No.	No.	Initials	Surname (In Alphabetical Order)	Penal	Assist	Goals				Total	LSA No.	No.	Initials	Surname (In Alphabetical Order)	Penal	Assist	Goals				Total															
						1	2	3	4								1	2	3	4																
	4	W	LITTLE		1					0		33	P	GRAY	T					0																
	22	B	PINK (4)			1				1		36	T	LEGGET						0																
	19	D	HOGAN	"						0		32	M	SMITH			1	1	1	4																
	25	J	GLASBROOKE	"	"					0		30	A	MARAFIOTI	TTF					0																
	17	M	HARLEY (1)		"	"	"	"	"	6		27	T	MILDRED	ITIT					6																
	12	P	TAIT (3)		"	"	"	"	"	2		32	J	MCGEE																						
	2	B	SIMPSON (2)	"	"	"	"	"	"	2		15	S	DAWKINS	T					0																
	20	R	HOOPER	"		"	"	"	"	1		31	M	OWEN						0																
	16	T	McDONALD (5)			"	"	"	"	1		27	S	GILL				1		1																
												4	T	PRINGLE			"	"		3																
												39	M	VICKERY			"	"		1																
												16	D	VICKERY			"	"		1																
										Totals	3	4	1	5	13																					
Time Outs										"	Time Outs										"	Totals										1	2	4	3	10

Officials Report

Scorers
1st Team Yes No
2nd Team Yes No

Time Clock
Yes No

Green Card
Yes No

Yellow Card
Yes No

Red Card
Yes No

Correct Starting Time
Yes No

Correct Uniforms
1st Team Yes No
2nd Team Yes No

Comments

Coaches' Voting
Most Valuable Player (Senior & U17 Grades Only)
1. Name M SMITH
Club ETP No. 4
2. Name M HARLEY
Club WIT No. 17
3. Name B SIMPSON
Club WIT No. 2
(Both Coaches to sign)
Name T PINK Club WIT
Signature [Signature]
Name [Signature] Club ETP
Signature [Signature]

Won by WEST TORRENS

Signified Correct...

1st Named Team S. C. Bing

2nd Named Team [Signature]

Umpires/Referees

Signature [Signature] Name M BENDALL Club [Signature]

Signature [Signature] Name Michael Gouze Club [Signature]

Signature [Signature] Name [Signature] Club [Signature]

Score 13 to 10

1st Named Team Woodville

2nd Named Team Burnside

LSA No.	No.	Initials	Surname (In Alphabetical Order)	Penal	Assist	Goals				Total	LSA No.	No.	Initials	Surname (In Alphabetical Order)	Penal	Assist	Goals				Total	
						1	2	3	4								1	2	3	4		
2226	19	S	Abbott							2			12	A	Baker						1	
2221	9	M	Cappelluti							2			14	AJ	Brown						1	
347	T	J	Pangrazio (2)							4			57	A	Burford						2	
119	18	M	Ellis							2			21	J	Woodbridge							
3036	6	J	Gracie							2			72	K	Hill						1	
2281	30	M	James							2			31	B	Jacobson						1	
* 1329	38	N	Chapman (5)										1	J	Kildee							
1571	15	P	Mathwin										27	S	Lang							
352	6	C	McPhee										70	E	Loukes							
2222	17	M	Noble (3)										98	A	Neville							
			11 M Polities										41	K	Nicola							
			2 J Harvey										13	S	Olseen							
4130	28	J	Potter										1	G	Owens						1	
4080	20	R	Potter										63	T	Patten							
			40 J White										78	A	Phillips							
2269	1	L	Southwell										74	A	White						1	
2263	8	M	Tansell (4)																			
2270	14	Ad	Young																			
134	10	C	Manning (1)																			
Knocked in										1												
Totals										22	23	4										
Time Outs																						
Totals										1	22	05										

Officials Report

Scorers
1st Team Yes No
2nd Team Yes No

Time Clock
Yes No

Green Card
Yes No

Yellow Card
Yes No

Red Card
Yes No

Correct Starting Time
Yes No

Correct Uniforms
1st Team Yes No
2nd Team Yes No

Comments

Coaches' Voting
Most Valuable Player (Senior & U17 Grades Only)

1. Name: C MANNING
Club: WVU No: 10

2. Name: T PATTEN
Club: WVU No: 3

3. Name: A WOOD
Club: WVU No: 17

(Both Coaches to sign)
Name: C MANNING Club: WVU
Signature: [Signature]

Name: T PATTEN Club: WVU
Signature: [Signature]

Won by Woodville Umpires/Referees Ian Dowsett Score 9 to 5
 Signified Correct M Richardson Signature [Signature] Name Ian Dowsett Club ACRA
 1st Named Team M Richardson Signature [Signature] Name M. Lae N. West Club WIT-L-C
 2nd Named Team WVU Signature [Signature] Name [Name] Club [Club]

Round 5

Round 5



Report from Sturt Club Date 23/5/17 Round 5 Grade Res Mens/Women

1st Named Team Sturt

2nd Named Team Woodville

LSA No.	No.	Initials	Surname (In Alphabetical Order)	Penal	Assist	Goals				Total	LSA No.	No.	Initials	Surname (In Alphabetical Order)	Penal	Assist	Goals				Total		
						1	2	3	4								1	2	3	4			
										-1	2243	14	A Johns								2'		
3123	39	L	Bartolo		1						1350	29	G Paull	T	1						-1		
416	78	A	Billing								4170	M	Martinez								-1		
2040	6	N	Geue							-1	3301	21	L Oswald		1		11				4'		
3030	31	A	Kindner		1						2221	9	M Cappelluti										
4162	75	B	McFarlane	T1						2	3337	4	M Ryan		111						13'		
2053	12	B	McGuinness (Capt)	T2			11			2	4080	25	R Pether		1		1	1			3'		
141	71	M	McPherson							32	2229	14	S Abbott	T									
2057	16	M	Norton		11		1	1		32	136	3	An Young					11			4'		
2059	20	L	Partington								3036	1	J Gracie		1				11		2'		
3639	56	J	Rea								2270	30	J White										
2072	36	H	Tranor	T						2'													
2075	32	N	Tuck (Capt)	T1	1		1			2'													
2078	42	T	Tuxford (Coach)		1		1			3'													
2044	17	A	Hamilton							2'													
2045	43	D	Hansford		1					2'													
										Totals		23	16	12	Time Outs		11	11	Totals		36	52	16

Officials Report

Scorers
 1st Team Yes No
 2nd Team Yes No

Time Clock
 Yes No

Green Card
 Yes No

Yellow Card
 Yes No

Red Card
 Yes No

Correct Starting Time
 Yes No

Correct Uniforms
 1st Team Yes No
 2nd Team Yes No

Comments

Coaches' Voting
 Most Valuable Player
 (Senior & U17 Grades Only)

1. Name N Geue
 Club Sturt No. 161
 2. Name N Geue
 Club Sturt No. 6
 3. Name S Abbott
 Club Sturt No. 19

(Both Coaches to sign)
 Name Tuxford Club Sturt
 Signature [Signature]
 Name [Signature] Club [Signature]
 Signature [Signature]

Won by Woodville
 Signified Correct
 1st Named Team [Signature]
 2nd Named Team [Signature]

Umpires/Referees
 Signature [Signature] Name P J. McCann Club [Signature]
 Signature [Signature] Name IAN DOWSETT Club MRA
 Signature _____ Name _____ Club _____

1st Named Team GLENELG SEAHAWKS (2) 2nd Named Team Blackhawks (1)

LSA No.	No.	Initials	Surname (In Alphabetical Order)	Penal	Assist	Goals				Total	LSA No.	No.	Initials	Surname (In Alphabetical Order)	Penal	Assist	Goals				Total					
						1	2	3	4								1	2	3	4						
1373	18	G	BRYANT						6				B	Bartlett		1					1-1					
3854	15	J	CLUSE	(1)		1	1	1	1	-2			M	Bartlett							0-1					
1388	3	A	GIKAS										T	S	Dinning											
1389	4	J	GOLDSACK										K	Farquhar							1					
1402	1	J	KILLEN										5	K	Frankie											
1404	13	M	KOLEN						4-2				R	Grant							2-1					
2523	9	A	LAWMAN	(3)		1			1	3-2			15	P	Greenhalgh											
1433	17	A	SEMMLER	(4)									10	R	Lawson											
1437	13	A	SMITH											J	Lyons						0-2					
1439	7	S	SMITH										3	J	Searle											
1442	14	N	SOUTHWELL											K	Searle						2-1					
1445	11	M	STILGOE	(5)					1	1			13	C	White											
1453	2	P	WHITE	(2)						1-1			9	B	Williams						1-0					
1459	12	T	WITT										2	C	Witt											
											Totals				13				13				8			

Officials Report

Scorers
1st Team Yes No
2nd Team Yes No

Time Clock
Yes No

Green Card
Yes No

Yellow Card
Yes No

Red Card
Yes No

Correct Starting Time
Yes No

Correct Uniforms
1st Team Yes No
2nd Team Yes No

Comments

Coaches' Voting
Most Valuable Player (Senior & U17 Grades Only)
1. Name J CLUSE
Club G.S.S. No. 5
2. Name B WILLIAMS
Club G.S.S. No. 9
3. Name P WHITE
Club G.S.S. No. 2
(Both Coaches to sign)
Name R GREENHALGH
Signature [Signature]
Name [Signature] Club [Signature]
Signature [Signature]

Time Outs 1 **Totals** 433515 Time Outs 1 **Totals** 13138

Score 15 to 8

Won by Glenelg Seahawks Umpires/Referees Name M. Polden Club [Signature]

Signified Correct... Signature [Signature] Name A. Toulton Club [Signature]

1st Named Team [Signature] Signature [Signature] Name [Signature] Club [Signature]

2nd Named Team [Signature] Signature [Signature] Name [Signature] Club [Signature]

1st Named Team NORTH ADELAIDE

2nd Named Team EAST TORRENS PAYNEHAM

LSA No.	No.	Initials	Surname (In Alphabetical Order)	Penal	Assist	Goals				Total	LSA No.	No.	Initials	Surname (In Alphabetical Order)	Penal	Assist	Goals				Total																		
						1	2	3	4								1	2	3	4																			
11	M	A	ACKERS								31	M	OWEN																										
18	B		CHARLES						2		38	J	MCGEE																										
31	J		CHARLES								15	S	DAWKINS																										
21	J		COX								32	M	SMITH																										
16	B		GASPARI						1		21	S	GILL								3																		
32	B		HANCOCK						1		24	M	DEWOTTER																										
37	C		MAYMAN								33	P	GRAY																										
30	S		MAYMAN								2	T	LINDER								1																		
8	J		MORRIS								4	T	PRINGLE								3																		
26	S		MORRIS						1		30	A	MARAFIOTT								1																		
15	T		MORRIS								22	M	MILDREN																										
23	S		ROBERTS								39	M	VICKERY								1																		
14	D		ROBERTSON						2/1		36	T	LEGGATT																										
33	A		SANDERS						1																														
19	A	S	SANDERS																																				
19	A		SEWELL						1/1																														
96	B		SKUSE						1																														
34	B		WOOD																																				
Time Outs										11	Totals										33	1	2	9	Time Outs										1	1	3	2	7

Won by NORTH ADELAIDE
 Signified Correct... David Bick
 1st Named Team S.C. Bing
 2nd Named Team S.C. Bing

Umpires/Referees Score 9 to 7
 Signature [Signature] Name RJ Morrison Club ALFA
 Signature [Signature] Name JR Toogood Club
 Signature Name Club

Officials Report

Scorers
 1st Team Yes No
 2nd Team Yes No

Time Clock
 Yes No

Green Card
 Yes No

Yellow Card
 Yes No

Red Card
 Yes No

Correct Starting Time
 Yes No

Correct Uniforms
 1st Team Yes No
 2nd Team Yes No

Comments

Coaches' Voting
 Most Valuable Player (Senior & U17 Grades Only)
 1. Name B. CHARLES
 Club NALC No. 18
 2. Name S. GILL
 Club ETP No. 27
 3. Name B. HANCOCK
 Club NALC No. 32
 (Both Coaches to sign)
 Name [Signature] Club NALC
 Name [Signature] Club ETP
 Signature [Signature]
 Signature [Signature]

1st Named Team West Torrens

2nd Named Team Adelaide Uni

LSA No.	No.	Initials	Surname (In Alphabetical Order)	Penal	Assist	Goals				Total	LSA No.	No.	Initials	Surname (In Alphabetical Order)	Penal	Assist	Goals				Total		
						1	2	3	4								1	2	3	4			
	2	B	Simpson		1	1	1		1	3		2	C	Adamek									
	5	C	Colo	1			11			2		3	D	Burford									
	6	T	Mac	1					1	1		27	L	Chemney		1							
	12	P	Tait										T	Core									
	4	W	Little				1			1		17	A	Cooper									
	14	S	Haurton									5	A	Geracitano									
	17	M	Harley		1		1	111		5		16	H	Graham									
	22	J	Keffewell									33	D	Healey									
	25	J	Glazbrook	1								7	A	Kendrick									
	15	G	Badcock	1								23	M	Kenefick									
	20	R	Hooper	1								21	T	Lee			11	11	1		5		
	19	D	Hogan									4	O	Lovat (c)	1				1	1	2		
												10	J	Lovat	T								
												20	R	Maple	1								
												6	S	Phillips (vc)	T		1		1	1	2		
												9	D	Post									
												15	J	Roland									
												77	D	Svilans									
												84	C	Young									
						Totals	2	3	2	5	12							Totals	2	2	3	2	9

Officials Report

Scorer: _____

Time Clock: _____

Green Card: _____

Yellow Card: _____

Red Card: _____

Carried Starting Time: _____

Contact Referee: _____

Comments: _____

Coach/Manager: _____

Club: _____

Won by West Torrens

Signified Correct...

1st Named Team W.T. West

2nd Named Team Adelaide Uni

Umpires/Referees

Signature [Signature]

Signature [Signature]

Signature [Signature]

Score 12 to 9

Name S. MARSLAND Club ACRA

Name M. HOLIVAN Club WCC

Name _____ Club _____

1st Named Team West Torrens

2nd Named Team Uni

LSA No.	No.	Initials	Surname (In Alphabetical Order)	Penal	Assist	Goals				Total	LSA No.	No.	Initials	Surname (In Alphabetical Order)	Penal	Assist	Goals				Total						
						1	2	3	4								1	2	3	4							
	2	B	Simpson		1	1				3		2	C	Adamek													
	9	C	Colo		1					2		3	D	Burford													
	6	T	Mac		1					1		27	L	Chemney													
	12	P	Tait									17	A	COOPER													
	4	W	Little							1		5	A	Geracitano													
	14	S	Horton									16	A	Graham													
	17	M	Harley		1					5		33	D	Healey													
	22	J	Reffewell									23	M	Kenefick													
	25	J	Glazbrook									21	T	Lee						11	1	5					
	15	G	Badcock									10	J	lovat													
	20	A	Hooper									10	J	lovat													
	19	D	Hogan									20	R	Maple													
												6	S	Phillips								2					
												8															
												15	J	Roland													
												77	D	Svilans													
												84	C	Youngy													
												4	O	lovat								2					
						Totals				23	25	12							Totals						22	3	29

Officials Report

Score: _____ to _____

1st Team: _____ 2nd Team: _____

Time Out: _____

Penal: _____ Assist: _____

Goals: _____

Comments: _____

Signature: _____

Won by W TORRENS

Signified Correct... W N shot

1st Named Team W N shot

2nd Named Team Uni

Umpires/Referees

Signature [Signature] Name B. MARSLAND Club ALZA

Signature [Signature] Name M. HOGAN Club WLC

Signature _____ Name _____ Club _____

1st Named Team BURNSIDE

2nd Named Team BRIGHTON

LSA No.	No.	Initials	Surname (In Alphabetical Order)	Penal	Assist	Goals				Total	LSA No.	No.	Initials	Surname (In Alphabetical Order)	Penal	Assist	Goals				Total		
						1	2	3	4								1	2	3	4			
	57	A	Burford			1				3		11	M	ATTS.									
	72	K	Hill							1		3	S	BILSBOROUGH.									
	70	C	Locker							2		22	M	COB. (5)									
	9	A	Neville							1		8	A	DALLISON							1		
	41	K	Nicola									25	M	ERKELENS									
	13	S	Opensen									24	P	KEANE. (2)							5		
	5	Q	Pate										T	LEE									
	63	T	Patten									21	C	LERAY. (4)							2		
	78	A	Phillip									7	C	LINDNER (3)							1		
	112	J	Silverblade									19	E	LOK. (1)							7		
	7	M	Tucker							1		17	R	PRIDHAM									
	39	T	Hood									13	G	REVELL									
	74	A	White							1		20	D	SHINNICK									
	31	B	Jacobson									18	C	TERRY.							1		
	21	J	Goodridge									14	H	WALPOLO.									
						<u>27</u>										<u>58</u>							
Time Outs						Totals						Time Outs						Totals					
						2 1 2 3 8						X X						5 5 4 3 17					

Won by Brighton

Umpires/Referees

Score 17 to 8

Signified Correct...

Signature [Signature] Name HARRIE Club _____

1st Named Team Burnside

Signature [Signature] Name M. BENDALL Club _____

2nd Named Team Brighton

Signature _____ Name _____ Club _____

Officials Report

Scoring
 1st Team: Goals _____ Penalties _____
 2nd Team: Goals _____ Penalties _____

Time Clock
 Yes _____ No _____

Green Card
 Yes _____ No _____

Yellow Card
 Yes _____ No _____

Red Card
 Yes _____ No _____

Correct Starting Time
 Yes _____ No _____

Correct Distances
 Yes _____ No _____

Comments

Round 4

Round 4

1st Named Team Glenelg 1 Blue Hawks 2nd Named Team Start

LSA No.	No.	Initials	Surname (In Alphabetical Order)	Penal	Assist	Goals				Total	LSA No.	No.	Initials	Surname (In Alphabetical Order)	Penal	Assist	Goals				Total				
						1	2	3	4								1	2	3	4					
	14	B	Bartlett		I					-1	3123	39	L	Bartolo (1st Home)	T										
	9	m	Bartlett								4163	78	A	Billing											
	20	S	Dinning	T		I		II		3	2023	21	S	Corrall (5)	T	II									
	5	K	Frankiee		II	II	I	I	II	6 ²		73	A	Ferris		I					1'				
	15	K	Farguar					I	III	4	4026	76	J	Knowler		I					2'				
	23	R	Graht		III	I	II		I	4 ⁴	3630	31	A	Lindner											
	7	P	Greenhalgh	I	III	I	II	I	I	5 ³	2053	12	B	McCunness (Capt)							1				
	10	D	Hyons	I							141	71	M	McPherson (3)											
	3	J	Searle								3759	42	D	Mutton (1)											
	1	K	Searle								2057	16	M	Norton (9)	T	I		II			3'				
	24	B	Williams								2059	20	L	Partington											
	8	C	Witt	T		I				1	2075	32	N	Tuck (2) (Capt)											
	2	C	White																						
						Totals				6	5	5	7	23							Totals	-4	1	2	7

Officials Report

Score: _____

Time Clock: _____

Green Card: _____

Yellow Card: _____

Red Card: _____

Correct Starting Time: _____

Correct Uniforms: _____

Comments: _____

Won by Glenelg Umpires/Referees Score 23 to 7

Signified Correct... Signature [Signature] Name M BENDALL Club _____

1st Named Team PAUL WITT Signature [Signature] Name J R TUCKER Club _____

2nd Named Team [Signature] Signature _____ Name _____ Club _____

1st Named Team GLENELG

2nd Named Team STURT

LSA No.	No.	Initials	Surname (In Alphabetical Order)	Penal	Assist	Goals				Total	LSA No.	No.	Initials	Surname (In Alphabetical Order)	Penal	Assist	Goals				Total												
						1	2	3	4								1	2	3	4													
	14	B	BARTLETT		1					-		31	L	BARTOLO	TTB																		
	9	M	BARTLETT									78	A	RILLING																			
	20	S	DINNING	T		1	1			3		21	S	CORRELL	T11																		
	5	K	FRANKEE		"	"	"	"	"	6		73	A	FERRIS		1					1												
	15	K	FARQUAR (4)				1	1	1	4		76	J	KNOWLER		1					2												
	23	R	GRANT (1)		1	1	1	1	1	4		31	A	LINDNER																			
	7	P	GREENHALGH	1	1	1	1	1	1	5		12	B	MCGUINNESS							1												
	10	D	LYONS (2)	1								71	M	MCPHERSON																			
	3	J	SEARLE (3)									42	D	MUTTON																			
	1	K	SEARLE									16	M	MORTON	T	1		1	1		3												
	24	B	WILLIAMS									20	L	PARTINGTON																			
	8	C	WITT (5)	1	1					1		32	N	TUCK																			
	2	C	WHITE																														
						Totals				6	5	5	7	23																			
Time Outs						1					Time Outs						1	1					Totals						0	4	1	2	7

Officials Report

Score: _____

Time Clock: _____

Green Card: _____

Yellow Card: _____

Red Card: _____

Correct Starting Time: _____

Correct Uniform: _____

Comments: _____

Couchee: _____

Referee: _____

Umpire: _____

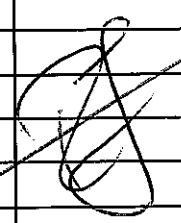

Won by Glenelg Umpires/Referees Score 23 to 7

Signified Correct... Signature [Signature] Name M BORDALL Club _____

1st Named Team PAUL WITT Signature [Signature] Name JR TUCKER Club _____

2nd Named Team [Signature] Signature _____ Name _____ Club _____

1st Named Team Burnside 2nd Named Team E.T.P.

LSA No.	No.	Initials	Surname (In Alphabetical Order)	Penal	Assist	Goals				Total	LSA No.	No.	Initials	Surname (In Alphabetical Order)	Penal	Assist	Goals				Total						
						1	2	3	4								1	2	3	4							
	74	A	White		11	1			1		32	M	Smith	11			1			1							
	21	J	Goodridge	*							31	A	Mara Fisti														
(5)	76	C	Semmler	111							33	P	Gray	1111													
	72	K	Hill	*							15	S	Baekins	1	1												
(2)	78	A	Phillips								27	S	Gill			1				1							
(4)	5	Q	Pole	11							22	T	Mildren														
(3)	62	T	Patten								36	T	Leggatt	1													
(1)	2	O	Broadbridge	11	11	1111			7		39	M	Vickery	11													
	9	A	Neville					1	1		34	M	Owen														
	31	B	Jacobsen								24	M	Donnelly														
	14	O	Brown					1	1		14	B	Langstret	1111			1			1							
	7	M	Tucker		1	1	1	1	3		40	T	Ross	11													
	41	K	Nieda			1	1		2		16	D	Vickery														
	12	M	Baker		1																						
	13	S	Olesen	11																							
																											
Time Outs		1		Totals		3		7		2		3		15		Time Outs		-		1		2		-		3	

Officials Report

Score: For Home For Away

Time Clock: For Home For Away

Green Card: For Home For Away

Yellow Card: For Home For Away

Red Card: For Home For Away

Correct Starting Time: For Home For Away

Correct Uniforms: For Home For Away

Comments:

Coaches' Meeting: For Home For Away

Won by Burnside Umpires/Referees Score 15 to 3

Signed Correct... Signature [Signature] Name R.J. Morrison Club [Club]

1st Named Team [Signature] Signature [Signature] Name P.S. McCosker Club [Club]

2nd Named Team [Signature] Signature [Signature] Name [Name] Club [Club]

1st Named Team NORTH ADELAIDE

2nd Named Team WOODVILLE

LSA No.	No.	Initials	Surname (In Alphabetical Order)	Penal	Assist	Goals				Total	LSA No.	No.	Initials	Surname (In Alphabetical Order)	Penal	Assist	Goals				Total																		
						1	2	3	4								1	2	3	4																			
	28	J	ACKERS								2	A	JOHNS																										
2	18	B	CHARLES								31	AN	YOUNG																										
SV	26	J	COY						1		30	C	MCGIRR																										
	16	B	GASPARI								29	G	PAULL																										
✓	21	B	HANCOCK								21	L	OSWALD								1																		
M	37	C	MAYMAN								47	L	SOUTH WELL																										
	30	S	MAYMAN								17	M	NOBLE								1																		
	23	S	ROBERTS								45	M	FARRELL																										
	14	DA	ROBERTSON						2		9	M	CAPPELLUTI								6/3																		
✓	33	A	SANDERS								4	M	RYAN																										
✓	32	D	SANDERS						1		18	M	ELISS								4/1																		
?	19	A	SEWELL								15	P	MATHIAS																										
	96	B	SKUSE								19	S	ABBOTT								1/1																		
4	17	N	TARCA								28	J	GRACE								3/4																		
✓	38	B	WOOD.																																				
	15	T	MORRIS																																				
Mtd										Mtd																													
Time Outs										Totals										Time Outs										Totals									
										1 1 1 1 4																				4 2 2 8 16									

Won by WOODVILLE
 Signified Correct...
 1st Named Team Dennis Sallet
 2nd Named Team John Wood

Umpires/Referees
 Signature [Signature]
 Signature [Signature]
 Signature _____

Score 16 to 4
 Name Brian Fleck Club ALRA
 Name Ian Dowsett Club ALRA
 Name _____ Club _____

Officials Report

Referee: Yes No
 Referee: Yes No
 Fines: Yes No
 Green Card: Yes No
 Yellow Card: Yes No
 Blue Card: Yes No
 Correct Starting Time: Yes No
 Correct Referee: Yes No
 Comments: _____

Corrected Referee: _____
 Corrected Referee: _____
 Corrected Referee: _____
 Corrected Referee: _____
 Corrected Referee: _____
 Corrected Referee: _____
 Corrected Referee: _____
 Corrected Referee: _____
 Corrected Referee: _____
 Corrected Referee: _____

1st Named Team North Adelaide 2nd Named Team Woodville

LSA No.	No.	Initials	Surname (In Alphabetical Order)	Penal	Assist	Goals				Total	LSA No.	No.	Initials	Surname (In Alphabetical Order)	Penal	Assist	Goals				Total																		
						1	2	3	4								1	2	3	4																			
28	J	Acker	.								22	A	Johns	1																									
18	B	Charles									31	Ai	(Pang)																										
26	J	Cox									30	C	McCURR.																										
16	B	Gasper									29	C	Davill																										
21	B	Kanecek									21	L	Dowdell								1																		
37	C	MAYMAN									21	L	Southwell								1																		
30	S	MAYMAN									17	M	Noble								2																		
23	S	Roberts									45	M	Finnell								6																		
14	D	Robertson									9	M	Cappelluti								6																		
33	A	Sandees									4	M	RYAN								6																		
52	D	Sandees		II							18	M	EMLISS								5																		
19	A	Sewell									15	P	MATHIAS								5																		
96	B	Skuzo		III							19	S	Abbott								1																		
17	N	TARCA									28	J	grocie								3																		
38	B	Wood																																					
15	T	MORRIS																																					
Time Outs <input checked="" type="checkbox"/>										Totals 1 1 1 1 4										Time Outs <input checked="" type="checkbox"/>										Totals 4 2 2 8 16									

Officials Report

Secretary No.

Time Clock No.

Green Card No.

Yellow Card No.

Red Card No.

Correct Starting Time No.

Correct Referee No.

Comments

Coaches' Voting

Won by Woodville Umpires/Referees Name Edgar Peah to 16 Club ALRA

Signified Correct Signature [Signature] Name Ian Dowsett Club ALRA

1st Named Team North Adelaide Signature _____ Name _____ Club _____

2nd Named Team Woodville Signature _____ Name _____ Club _____

1st Named Team ADELAIDE UNIVERSITY 2nd Named Team GLENELG SEAHAWKS

LSA No.	No.	Initials	Surname (In Alphabetical Order)	Penal	Assist	Goals				Total	LSA No.	No.	Initials	Surname (In Alphabetical Order)	Penal	Assist	Goals				Total								
						1	2	3	4								1	2	3	4									
	2	C	ADAMEK	1							12	C	BRAMPT								1								
	27	L	CHEMNEY								3	M	CAMPBELL								3								
	17	A	COOPER								5	J	CLUISE								1								
	18	C	DUGLANT								4	J	GOLDSACK								1								
	5	A	GERAGTANS	1							1	J	KILLON																
	16	H	GRAHAM (2)								15	M	KOLEN																
	7	A	KENDRICK								9	A	LAWMAN	1							5								
	23	M	KENFEICK								17	A	SEAWELL								5								
	10	J	LOVAT (3)								13	A	SMITH																
	4	C	LOVAT (1)								7	S	SMITH								1								
	21	T	LEE		1				1		14	N	SOUTHWELL								3								
	2	B	MAPE								16	C	STEVENS																
	6	S	PHILLIPS (4)						3		11	M	STILGOE																
	7	B	POTTS								2	P	WHITE								4								
	15	J	ROLAND																										
	34	C	ROUNE (5)																										
	13	D	HEALEY																										
						Totals				0	2	2	0	4							Totals				6	3	5	7	23

Officials Report

Scorers
1st Team Yes No
2nd Team Yes No

Time Clock
Yes No

Green Card
Yes No

Yellow Card
Yes No

Red Card
Yes No

Correct Starting Time
Yes No

Correct Uniforms
1st Team Yes No
2nd Team Yes No

Comments

Coaches' Voting
Most Valuable Player (Senior & U17 Grades Only)
1. Name A. Smith
Club AD No. 7
2. Name A. Brampt
Club AD No. 17
3. Name A. Seawell
Club AD No. 17
(Both Coaches to sign)
Name [Signature] Club AD
Signature [Signature]
Name [Signature] Club AD
Signature [Signature]

Won by GLENELG SEAHAWKS Umpires/Referees Score _____ to _____
 Signified Correct... Signature [Signature] Name B. MALCOLM Club ALRA
 1st Named Team ADELAIDE UNIVERSITY Signature [Signature] Name C. TAFE Club N/ADEL
 2nd Named Team GLENELG SEAHAWKS Signature _____ Name _____ Club _____

1st Named Team ADELAIDE UNIVERSITY 2nd Named Team GLENELG SEAHAWKS

LSA No.	No.	Initials	Surname (In Alphabetical Order)	Penal	Assist	Goals				Total	LSA No.	No.	Initials	Surname (In Alphabetical Order)	Penal	Assist	Goals				Total																														
						1	2	3	4								1	2	3	4																															
	2	C	ADAMEK	"							12	G	BRYANT																																						
	27	L	CHEMNEY								3	M	CAMPBELL	1		1																																			
	17	A	COOPER								5	J	CLUSE (4)	"			1	1			3																														
	18	C	DURRANT								4	J	GOLDSACK								1																														
	5	A	GERACITANO	"							1	J	KILLEN (5)																																						
	16	H	GRAHAM								15	M	KOLEN	1	1																																				
	7	A	KENDRICK								9	A	LAWMAN (3)	"	"		1	1			5																														
	23	M	KENDRICK								17	A	SEMMLER (2)	"	"		1	1			5																														
	10	J	LOUVAT								13	AL	SMITH																																						
	4	O	LOUVAT								7	S	SMITH	"																																					
	21	T	LEE	1			1		1		14	N	SOUTHWELL		1																																				
	20	K	MAPLE								16	C	STEVENS				"	1			3																														
	6	S	PHILLIPS				"	1	3		11	M	STILGOE																																						
	9	D	POTTS								2	P	WHITE (1)	1	"		1	1			4																														
	15	J	ROLAND																																																
	84	C	YOUNG																																																
	33	D	HEALY																																																
Time Outs										1	Totals										0	2	2	0	4	Time Outs										11	Totals										6	5	5	7	28

Officials Report

Score: _____ to _____

Time: _____

Green Card: _____

Yellow Card: _____

Red Card: _____

Comments: _____

Won by Glenelg Umpires/Referees DMARSLAND Score 23 to 4
 Signified Correct... Signature _____ Name G. TAPE Club ALRA
 1st Named Team Adelaide University Signature _____ Name _____ Club N/A
 2nd Named Team Glenelg Signature _____ Name _____ Club _____

Round 3

Round 3

1st Named Team West Torrens 2nd Named Team Sturt

LSA No.	No.	Initials	Surname (In Alphabetical Order)	Penal	Assist	Goals				Total	LSA No.	No.	Initials	Surname (In Alphabetical Order)	Penal	Assist	Goals				Total						
						1	2	3	4								1	2	3	4							
	21	D	Thatcher				1	III	4	2022			William														
	4	W	Little (Capt)		I			III	3'	2023	21	S	Correll														
	25	J	Claybrook	II						2038	5	P	Forbes		II	II				1	3'						
	31	L	Ray							2044	47	A	Hamilton							1	1						
	35	O	Veleso		I	I			2'	4026	76	J	Knowler														
	12	P	Tait							3630	46	A	Lindner														
	20	C	Collo		I				-1	4162	75	B	McFarlane (ist Hare)														
	11	A	Green							2053	12	B	McGuinness		I	I			1	II	3'						
	11	A	Hogan							141	71	M	McPherson														
	16	M	Stephens				I		1	2054			Stephens														
	2	B	Simpson		II				-2	2057	16	M	Norton (Capt)		III					1	14						
	24	S	Bennett							2058			Bennett														
	30	S	Harley	IT		II	I	II	5	2059			Harley														
	5	M	Yallop							2075	32	N	Tuck (Capt)														
	8	K	Little	I	II				-2	2080			Little														
	10	M	Lerwood	T							42	D	Mallon						21								
	15	G	Bedrock							2206	45	L	Jamieson														
	1	D	Eward								30	K	Paul														
			knock in					I	1	2017	73	T	Brown		I					1							
						Totals											Totals										
Time Outs						3	2	5	6	16	Time Outs						1	1	1				3	1	3	2	9

Officials Report

Secretary: No Yes

Time Clock: No Yes

Green Card: No Yes

Yellow Card: No Yes

Red Card: No Yes

Correct Starting Line: No Yes

Correct Uniforms: No Yes

Comments:

Coaches Voting: No Yes

Won by West Torrens Umpires/Referees Score 16 to 9

Signified Correct... Signature [Signature] Name M BENDALL Club [Club]

1st Named Team [Signature] Signature [Signature] Name R MOLLISON Club [Club]

2nd Named Team [Signature] Signature [Signature] Name [Name] Club [Club]

1st Named Team West Torrens 2nd Named Team Sturt

LSA No.	No.	Initials	Surname (In Alphabetical Order)	Penal	Assist	Goals				Total	LSA No.	No.	Initials	Surname (In Alphabetical Order)	Penal	Assist	Goals				Total
						1	2	3	4								1	2	3	4	
	21	D	Thatcher.				1		1	4			M Blair								
	4	W	Little.		1				3	3			21 S Correll.	1							
	25	J	Glazbrook.	1									5 P Forbes.		1						
	39	L	Ray.										47 A Hamilton.								
	35	D	Veleso.		1		1		2	2			76 J Knowler.	1							
	12	P	Taut.										46 A Lindner.								
	20	C	Collis.		1								75 B McFarlane.	1							
		S	Greer.										12 B McGuinness.	1	1		1	1	1	1	5
		A	Hogan.										71 M McPherson.								
	16	M	Stephens.				1		1	1			2 L Needle								
	2	B	Simpson.		1								16 M Norton.		1						1
	34	S	Bennett.										56 J Rae								
	30	S	Harley.	1		1		1	5	5			36 H Teinac.								
	5	M	Yallop.										32 N Tuck.	1							
	8	K	Little.	1	1								A Vagnios.								
	10	M	Larwood.	1									42 D Mutton.	2							
	15	G	Bodiack.										45 L Jamieson.								
	1	D	Edwards										K Paul.								
		R	Hooper										73 T Brown.	1	1						
			Knock INU																		
Time Outs						Totals					Time Outs						Totals				
						3 2 5 6 16											3 1 3 2 9				

Officials Report

Scorers
1st Team: No. No. No.
2nd Team: No. No. No.

Time Clock
Yes No

Green Card
No. No.

Yellow Card
No. No.

Red Card
No. No.

Correct Starting Time
Yes No

Correct Uniforms
1st Team: No. No. No.
2nd Team: No. No. No.

Comments

Umpires/Referees
Name: M BENDALL Club: ALBERTA
Name: R MOLLISON Club: ALBERTA

Won by West torrens Umpires/Referees Score 16 to 9



Signified Correct... Signature [Signature] Name M BENDALL Club ALBERTA

1st Named Team Michael Nahel Signature [Signature] Name R MOLLISON Club ALBERTA

2nd Named Team [Signature] Signature _____ Name _____ Club _____

1st Named Team ETP

2nd Named Team Adelaide uni

LSA No.	No.	Initials	Surname (In Alphabetical Order)	Penal	Assist	Goals				Total	LSA No.	No.	Initials	Surname (In Alphabetical Order)	Penal	Assist	Goals				Total
						1	2	3	4								1	2	3	4	
	34	T	Mildren (5)	11							3	D	Burford								
	32	M	Smith	11							27	L	Chenney	1							
	7	M	Smith (1)	1					2		1	T	Coker								1
	33	P	Gray	1							13	C	Ducroix	1							
	30	A	Marafioti								5	A	Aeracitano								
	15	S	Dawkins (2)								16	M	Aianam								
	28	C	Linder								7	A	Hendrick								
	38	J	McGee								23	M	Henefich	1							
	31	A	Vandell's								21	T	Lee								3
	40	T	Ross	1							4	O	LOVAT								
	36	T	Leggatt								10	J	LOVAT								
	39	M	Vickery (3)								6	S	Phillips								6
	14	B	Langstaff (4)	2					3		9	D	Potts								
	27	S	Gill						1		15	J	Roland								
	24	M	Denotter								13	D	Walton								
	16	D	Vickery						1		34	C	Young								
																					
Time Outs <u>1</u>						Totals <u>1</u> <u>3</u> <u>2</u> <u>8</u>					Time Outs <u>1</u>						Totals <u>5</u> <u>3</u> <u>2</u> <u>10</u>				

Officials Report

Score: 10 to 8

Time Clock: Yes No

Goal Card: Yes No

Yellow Card: Yes No

Red Card: Yes No

Correct Starting Time: Yes No

Correct Uniforms: Yes No

Comments:

Won by University Umpires/Referees Score 10 to 8

Signed Correct... Signature [Signature] Name Michael Rennie Club

1st Named Team [Signature] Signature [Signature] Name J. Toole Club Cee

2nd Named Team [Signature] Signature Name Club

1st Named Team Glenside 1 2nd Named Team Brighton

LSA No.	No.	Initials	Surname (In Alphabetical Order)	Penal	Assist	Goals				Total	LSA No.	No.	Initials	Surname (In Alphabetical Order)	Penal	Assist	Goals				Total		
						1	2	3	4								1	2	3	4			
	14	B	BARTLETT				1	1	2		3	S	BILSBOROUGH										
	9	M	BARTLETT		1						22	M	COLE	11									
	23	S	DINNING				1		1		8	A	DALLISON	1					1	1			
	5	K	FRANKIE		111	111			3		10	JOCK	DALLISON (5)		11								
	K	F	FARQUAR								26	M	ERIKELENS (3)										
	7	P	GREENHALGH			11	1	11	11	7	14	A	MILL						11	1			
	2	M	GRIFFIN		1		1		1		24	B	LEE										
	17	J	MARRIS								2	T	LEE (1)										
	10	R	LAWSON								21	C	LERAY (2)	T			11		1	3			
	15	G	MORTIMER								19	SCO	MACKINNON	1		1				1			
	B	M	MCINTOSH								11	JAM	MACKINNON										
	3	J	SEARLE								7	B	PRIDHAM	1									
	1	K	SEARLE								6	D	RAFAEL										
	8	C	WITT	T							25	J	RAYMOND										
	4	M	CRADDOCK					1	1		13	G	REVELL										
<i>[Signature]</i>											<i>[Signature]</i>												
Time Outs						Totals 43 44 15						Time Outs						Totals 12036					

Won by Glenside Umpires/Referees Score 15 to 6
 Signified Correct... Signature [Signature] Name GAVIA TAPE Club NTA
 1st Named Team [Signature] Signature [Signature] Name IAN DOWSETT Club MRA
 2nd Named Team JBachelona Signature _____ Name _____ Club _____

Officials Report

Score: 15 to 6

Time: 1:00 to 1:00

Game Card: Yes No

Yellow Card: Yes No

Red Card: Yes No

Conduct Starting Time: Yes No

Conduct Unfair: Yes No

Comments: _____

1st Named Team Glencelg 2 2nd Named Team Woodville

LSA No.	No.	Initials	Surname (In Alphabetical Order)	Penal	Assist	Goals				Total	LSA No.	No.	Initials	Surname (In Alphabetical Order)	Penal	Assist	Goals				Total
						1	2	3	4								1	2	3	4	
	7	C	BRYANT	IT							43	A	JOHNS			1	1			2	
	3	M	Campbell	T/III							44	Ad	YOUNG								
	5	J	CLUSE	T	II	I	I	I	4		33	C	McCURR								
	4	J	Goldsock			I			1		29	C	PAWELL								
	1	J	KILLEN								21	J	OSWALD							4	
	9	A	Lawman		IIIIII		IIII		3		47	L	SOUTHWELL								
	17	A	Semmler	I		I	II	I	4		25	M	POLITIS							1	
	13	AL	Smith	I							9	M	CAPPALLOTTI		III						
	12	S	Smith			I			1		4	M	RUAN								
	14	N	Southwell					I	1		18	M	EPASS				I	I		4	
	16	C	Stevens	I	II			I	1			AA	JAMES								
	11	M	Stilgoe								15	P	MATHWINA								
	2	D	White		I						20	R	POTTER		II	I					
	15	A	Kolen	I		I		I	2		19	S	ABBOTT								
											1	V	DAUER								
											26	J	POTTER								
											17	M	NABLE							2	
											48	M	TANSELL							3	
Time Outs						Totals 3 5 6 3 17					Time Outs						Totals 2 2 1 2 8				

Officials Report

Scorers
 1st Team: No. No. No. No.
 2nd Team: No. No. No. No.

Time Clock
 Yes No

Green Card
 Yes No

Yellow Card
 Yes No

Red Card
 Yes No

Contact Starting Time
 Yes No

Contact Uniforms
 Yes No

Comments

Coaches' Notes
 (Area reserved for coaches' notes)

Won by Glencelg 2 Umpires/Referees Score 17 to 7
 Signified Correct... Signature [Signature] Name P. McCosker Club _____
 1st Named Team Ryan Alford Signature [Signature] Name C. Leighton Club _____
 2nd Named Team M. Richardson Signature _____ Name _____ Club _____

1st Named Team North Adelaide 2nd Named Team Burnside

LSA No.	No.	Initials	Surname (In Alphabetical Order)	Penal	Assist	Goals				Total	LSA No.	No.	Initials	Surname (In Alphabetical Order)	Penal	Assist	Goals				Total
						1	2	3	4								1	2	3	4	
	28 27	J	Ackers	1							12	M	Baker		1						
	18	B	Charles	1				1	1		10	O	Broadbridge	1							
	31	J	Charles										Brown								
	26	J	Cox								57	A	Burford	1	11			1	1		
	16	B	Gaspari	2		1			1		21	J.	Goodridge	1		1			1		
	13	J	Kilford	11	1						2	J	Henphill								
	32	C	Mayman								72	K	Hill								
	30	S	Mayman	11							39	T.	Hood								
	8	T	Morris								31	B	Jacobsen								
	15	T	Morris								27	S	Lang								
		J	O'Brien								9	A	Nesville	1							
	23	S	Roberts	1							13	S	Olesen (2)	1							
	14	Dan	Robertson	1	1				1		1	g	Owens (1)	11							
	33	A	Sanders								63	T	Patten	1							
	21 26	B	Sanders			111			3		78	A	Phillips (5)								
	19	A	Seawell	1	1				4		5	Q	Pate								
	17	N	Tareq								70	C	Shookes		1111	1	1	1	2		
		B	Wood								112	J	Silverbladet	1							
											48	C	Swings								
											7	m	Tucker (4)		11	1	111	6			
											4	#	Watts								
											74	A	White (3)	1			1	1			
											41	K	Nicola								
Time Outs				1	Totals					14-16	Time Outs					Totals					415111

Officials Report

Scorer
1st Team Yes No
2nd Team Yes No

Time Clock
Yes No

Green Card
Yes No

Yellow Card
Yes No

Red Card
Yes No

Comms Starting Time
Yes No

Contact List
1st Team Yes No
2nd Team Yes No

Comments

Coach's Writing
1st Team
2nd Team

Won by Burnside. Umpires/Referees Score 11 to 6

Signified Correct... Signature [Signature] Name LASTEVEAS Club _____

1st Named Team [Signature] Signature [Signature] Name B. MARSLAND Club _____

2nd Named Team [Signature] Signature _____ Name _____ Club _____

1st Named Team NORTH ADELAIDE 2nd Named Team BURNSIDE

LSA No.	No.	Initials	Surname (In Alphabetical Order)	Penal	Assist	Goals				Total	LSA No.	No.	Initials	Surname (In Alphabetical Order)	Penal	Assist	Goals				Total
						1	2	3	4								1	2	3	4	
	28	J	ACKERS	1							12	M	BAKER								1/1
	18	B	CHARLES	11					1		10	O	BROADBRIDGE								1/1
	31	J	CHARLES									O	BROWN								
	26	S	COX								57	A	BURFORD	1							1/2
	16	B	GASPARI	12		1			1		21	J	GOODRIDGE	1							1
	13	S	KILFORD	11	1				1/1		2	J	HEMPHILL								
	32	C	MAYMAN ^o								72	K	HILL								
	30	S	MAYMAN	1								T	HOOD								
	8	J	MORRIS								31	B	JACOBSEN								
	15	T	MORRIS								27	S	LONG								
		J	O'BRIEN								9	A	NEVILLE	1							
	23	S	ROBERTS	1							13	S	OLESEN	1							
	14	Dan	ROBERTSON	1					1		1	G	OWENS	11							
	33	A	SANDERS								63	T	PATTEN	1							
	21	D	SANDERS ^{...}			111			3		76	A	PHILLIPS								
	96	B	SKUSE								5	G	POTE								
	19	A	SEWELL	1	1				1/1		70	C	SEWATER LOUKES		111	1					2/3
	17	N	TARCA								112	T	SILVER BLADE	1							
		B	WOOD								46	C	SIMMS								
											7	M	TUCKER						111	111	6
											4	T	WATTS								
											74	A	WHITE	1							1
											41	K	NICOLA								
Time Outs						Totals 14016					Time Outs						Totals 415111				

Won by BURNSIDE

Signified Correct...

1st Named Team David Reed

2nd Named Team JD

Umpires/Referees

Signature [Signature]

Signature [Signature]

Signature [Signature]

Score 11 to 6

Name R STEVENS Club ALPA

Name B MARSLAND Club ALPA

Name [Blank] Club [Blank]

Officials Report

Score: 11 to 6

Time Clock: [Blank]

Green Card: [Blank]

Yellow Card: [Blank]

Red Card: [Blank]

Comments: [Blank]

Round 2

Round 2

1st Named Team STURT

2nd Named Team EAST TERRANS PAYNHAM

LSA No.	No.	Initials	Surname (In Alphabetical Order)	Penal	Assist	Goals				Total	LSA No.	No.	Initials	Surname (In Alphabetical Order)	Penal	Assist	Goals				Total
						1	2	3	4								1	2	3	4	
	78	A	Billing								30	A	MARAFIOTI (4)								
	14	A	Blair								20	M	FRAZER								
	21	S	Corrill								25	B	MORRIS (3)								
	5	P	Forbes						2		27	T	MILDREN (2)								
	47	A	MUMFORD								33	P	GRAM								
	50	T	Keane								36	T	LEGGATT								
	46	A	Lindner								38	J	McGEE								
	12	B	McGuinness						1		40	T	ROSS (5)								
	71	M	McPherson								24	M	DEN OTTER								
	16	M	Norton						2		14	B	LANGSTRECH (1)								5
	20	L	Partington								16	D	VICHERT								
	56	J	Rae																		
	36	M	Trainer																		
	32	N	TUCH																		
	7	A	VYTILOS								6	T	POLAND								
	2	L	Needle						1												
	135	B	McPharlin																		
Time Outs <u> </u>										Time Outs <u> </u>											
Totals 4 2 3 1 10										Totals 0 1 3 3 7											

Officials Report

Score: _____ to _____

Time Outs: _____

Penal: _____

Assist: _____

Goals: _____

Yellow Card: _____

Red Card: _____

Correct Starting Time: _____

Correct End Time: _____

Comments: _____

Won by STURT

Signified Correct... [Signature]

1st Named Team [Signature]

2nd Named Team [Signature]

Umpires/Referees

Signature [Signature] Name R STEVENS Club _____

Signature [Signature] Name M HOGAN Club WLC

Signature _____ Name _____ Club _____

Score 10 to 7

1st Named Team BURNSIDE

2nd Named Team GLENELG SEAHAWKS

LSA No.	No.	Initials	Surname (In Alphabetical Order)	Penal	Assist	Goals				Total	LSA No.	No.	Initials	Surname (In Alphabetical Order)	Penal	Assist	Goals				Total
						1	2	3	4								1	2	3	4	
	12	M	BAKER							1366	15	R	ALFORD	1	1				11	2	
	23	O	BROADBRIDGE		1					1373	9	G	BRYANT (4)	111	T						
	10	A	BURFORD							3397	3	M	CAMPBELL								
	27	S	LONG							3854	5	J	CLUSE	1	T						
	9	A	NEVITIE	1						335	10	K	FRANKEE	1	11	11				2	
	41	K	NICOLA	1						1389	4	J	GOLDSACK						1	1	
	13	S	OLESEN							1402	14	J	KILLEN	111							
	47	G	OWENS	1						1433	17	A	SEMMLER (3)	1	1			1	11	3	
	5	O	POTE		1					1437	13	A	SMITH	1							
	112	T	SILVERBLADE							1439	7	S	SMITH	11							
	48	C	SIMMS							1442	6	N	SOUTHWELL								
	76	C	SEMMLER							1443	16	C	STEVENS (2)	111	T	1	1	1	1	4	
	7	M	TUCKER	1		1	1			1445	11	M	STILGOE (1)								
	4	T	WATTS			1				1453	2	P	WAITE (5)	111		1				1	
	74	A	WHITE							1459	12	T	WITT		1	1				1	
	78	A	PHILLIPS																		
	15	S	HEMPHILL																		
	72	K	HILL																		
	31	B	SACOBSEN	1																	
	21	S	GOODRIGDE																		
	39	T	HOOD																		
	20	C	LOUKES		1																
	14	O	BROWN					1	1												
						Totals - 2 2 1 5										Totals 5 1 2 6 14					

Won by GLENELG
 Signified Correct...
 1st Named Team BURNSIDE
 2nd Named Team GLENELG SEAHAWKS

Umpires/Referees **KNOCKED IN*** Score 14 to 5
 Signature [Signature] Name KIPLOKS Club _____
 Signature [Signature] Name N CHAPMAN Club _____
 Signature _____ Name _____ Club _____

Officials Report

Score: 14 to 5
 1st Team: Burns, 2nd Team: Glenelg
 Time Clock: No
 Green Card: No
 Yellow Card: No
 Red Card: No
 Correct Starting Time: No
 Correct Uniforms: No
 Comments: _____

1st Named Team BRIGHTON.

2nd Named Team NORTH ADELAIDE

LSA No.	No.	Initials	Surname (In Alphabetical Order)	Penal	Assist	Goals				Total	LSA No.	No.	Initials	Surname (In Alphabetical Order)	Penal	Assist	Goals				Total
						1	2	3	4								1	2	3	4	
	11	M	ATTS								28	J	AKERS								
			BLISS								24	J	COX								
	10	M	COLE								21	B	HANCOCK								
	8	A.	DALLISSON (4)	"	"	"			1		13	S	KILFORD								
	5	G.	ELIS		"	"			1		32	C	MAYMAN								
	35	M	ERKELENS								30	S	MAYMAN	"							
	14	A.	HILL (5)	"							20	P	MC CONNELL			"	"				2
	24	B	LEE	"								J	MORRIS								
	2	T	LEE								26	J	O'BRIEN								
	21	C	LERAY (1)			"	"	"	3		31	J	CHARLES	"	"						
	19	S	MCKINNON (2)	"							14	Dm	ROBERTSON								
	7	B	PRIDHAM								19	A	SEWELL								
			PRIDHAM								96	B	SKUSE	"	"						
	6	D	RAFAEL								34	B	WOOD								
	25	J	RAYMOND			"	"	"	5		11	M	AWERS		"						
	13	G	REVELL								6	M	KLAWITTER								
	20	D	SUNNICK (3)	"																	
	3	B	STEWART					"	2												
	18	C	TERRY			"			1												
	26	D	TERRY																		
	28	L	KING																		
	22	P	KEANE																		
Time Outs						Totals					Time Outs						Totals				
						4 2 6 13											1 1 0 0 2				

Officials Report

Scorer: _____

Time Clock: _____

Green Card: _____

Yellow Card: _____

Red Card: _____

Correct Starting Time: _____

Correct Uniforms: _____

Comments: _____

Won by BRIGHTON Umpires/Referees Score 13 to 2

Signified Correct... Signature _____ Name HARRIE Club _____

1st Named Team Signature _____ Name FRASER Club GR

2nd Named Team Signature _____ Name _____ Club _____

1st Named Team Woodville

2nd Named Team West Torrens

LSA No.	No.	Initials	Surname (In Alphabetical Order)	Penal	Assist	Goals				Total	LSA No.	No.	Initials	Surname (In Alphabetical Order)	Penal	Assist	Goals				Total
						1	2	3	4								1	2	3	4	
	14	A	Young				1			2		6	M	Harley ✓							
	33	C	McGirr						1	1		2	B	Simpson ✓		1					
	29	G	Paul	1	1							4	W	Little							
	21	L	Oswald									25	J	Glazbrook ✓	1			1			1
	25	M	Politis									26	H	McTroy							
	9	M	Cappelloni	1	1				1	1		39	L	Ray ✓	1						
	4	M	Ryan										B	Cooper							
	18	M	Ellis	1	1				1	4		15	G	Bradlock							
	15	P	Mathwin		1					3			D	Hogson							
	20	R	Potter	1	1								E	Cato							
	19	S	Abbott						1	2		13	J	Harley ✓							
	17	M	Noble		1								D	Hammon							
	6	J	Potter							1		34	S	Bennett							11
	31	AN	Young	1								4	O	Velero ✓							2
<p><i>(Handwritten signature and scribbles)</i></p>											<p><i>(Handwritten signature and scribbles)</i></p>										
<p><i>(Handwritten signature)</i></p>											<p><i>(Handwritten signature)</i></p>										
						Totals											Totals				
						733316											01023				
Time Outs											Time Outs										

Officials Report

Scorers
 1st Team Yes No
 2nd Team Yes No

Time Clock
 Yes No

Green Card
 Yes No

Yellow Card
 Yes No

Red Card
 Yes No

Correct Starting Time
 Yes No

Correct Uniforms
 1st Team Yes No
 2nd Team Yes No

Comments

Coaches' Voting
 Most Valuable Player (Senior & U17 Grades Only)

1. Name Club No.
 2. Name Club No.
 3. Name Club No.
 (Both Coaches to sign)
 Name Club
 Signature
 Name Club
 Signature

Won by _____
 Signified Correct M. Richardson
 1st Named Team _____
 2nd Named Team _____

Umpires/Referees Score 16 to 3
 Signature [Signature] Name B. MARSLAND Club _____
 Signature [Signature] Name A. Tomlinson Club _____
 Signature _____ Name _____ Club _____

Round 1

Round 1

1st Named Team BURNSIDE 2nd Named Team STURT

LSA No.	No.	Initials	Surname (In Alphabetical Order)	Penal	Assist	Goals				Total	LSA No.	No.	Initials	Surname (In Alphabetical Order)	Penal	Assist	Goals				Total
						1	2	3	4								1	2	3	4	
	10		BURFORDS								32	N	TUCK (C)				1	1			3
	70		LOULES	1		1	1		3		16	M	NORTON	1			1	1	1		4
	39		HOOD								20	L	PARTINGTON								
	48		SIMMS								71	M	MCPHERSON								
	4		WATTS			1	1		2		76	J	NOLAN		1						1
	72		HILL								36	H	TRAINOR								
	9		NEVILLE								50	J	KEANE								
	74		WHITE						1		56	J	REA								
	21		GOODRIVE						1		34	A	KINDNER (FH)								
	76		SEMMLER								47	A	HAMILTON			1	1	1		3	
	27		LANG								5	P	FORBES								
	41		NICOLA						1		78	A	BILLING								
	12		SILVERBLADE								2	L	NEEDLE	1				1	1		2
	63		DATTEN								75	M	MCPHARLAN								
	12		BAKER								12	B	MCGUNNESS	1	1						
	78		PHILLIPS																		
	5		POTE																		
	13	S	OLESEN																		
	31		JACOBSEN																		
						Totals											Totals				
Time Outs						0 6 4 0 1 0					Time Outs						5 2 3 4 1 4				

Officials Report

Scorers
1st Team Yes No
2nd Team Yes No

Time Clock
Yes No

Green Card
Yes No

Yellow Card
Yes No

Red Card
Yes No

Correct Starting Time
Yes No

Correct Uniforms
1st Team Yes No
2nd Team Yes No

Comments

Coaches' Voting
Most Valuable Player (Senior & U17 Grades Only)
1. Name: M. Norton
Club: STURT No. 16
2. Name: S. Olsen
Club: BUR No. 13
3. Name: L. Needle
Club: STURT No. 2
(Both Coaches to sign)
Name: [Signature] Club: BUR
Signature: [Signature]
Name: [Signature] Club: [Signature]
Signature: [Signature]

Won by STURT Umpires/Referees [Signature] Score 14 to 10
 Signified Correct... Signature [Signature] Name C. Morrison Club GLC
 1st Named Team [Signature] Signature [Signature] Name N. Chapman Club [Signature]
 2nd Named Team [Signature] Signature [Signature] Name [Signature] Club [Signature]

1st Named Team Burnside 2nd Named Team Sturt

LSA No.	No.	Initials	Surname (In Alphabetical Order)	Penal	Assist	Goals				Total	LSA No.	No.	Initials	Surname (In Alphabetical Order)	Penal	Assist	Goals				Total			
						1	2	3	4								1	2	3	4				
	A 10		Burford		11						36	H	Trainer											
	C 70		Loules	1	11	11	1		3		76	J	Molan			1					1			
	T 39		Hood								50	J	Keane											
	C 48		Simms								56													
	T 4		Watts		1	11	11		4		56	J	Rea											
	K 72		Hill								16	M	Norton	1		1	1	11		4				
	A 9		Neville								32	N	Tuck			1	1	1		3				
	A 74		White (5)		1	1			1		20	L	Parkington											
	J 21		GOODRIDGE				1		1		71	M	McPherson											
	C 76		Semmler (2)								34	A	hinder											
	S 27		Laney								47	D	Hamilton			1	1	1		3				
	K 41		Nicola (3)			1			1		28	D	Billing											
	J 112		Silvenblode								5	P	Forbes			1								
	T 63		Patten								2	L	Needle	1			1	1		2				
	M 12		Baker (4)								25		McFarlane											
	A 78		Phillips										knocked in			1				1				
	G 5		Pate	1							12	B	McGuinness	1										
	S 13		Olesen (1)																					
	B 31		Jacobsen																					
Time Outs											Time Outs				1	1								
				Totals	-	6	4	-	10					Totals	5	2	3	4		14				

Officials Report

Scorers
1st Team Yes No
2nd Team Yes No

Time Clock
Yes No

Green Card
Yes No

Yellow Card
Yes No

Red Card
Yes No

Correct Starting Time
Yes No

Correct Uniforms
1st Team Yes No
2nd Team Yes No

Comments

Coaches' Voting
Most Valuable Player
(Senior & U17 Grades Only)

- Name M. NORTON
Club STURT No. 16
- Name S. OLESEN
Club BUR No. 13
- Name L. NEEDLE
Club STURT No. 2

(Both Coaches to sign)
Name A. CARD Club BUR
Signature [Signature]
Name [Signature] Club [Signature]
Signature [Signature]

Won by Sturt
Signified Correct...
1st Named Team Burnside
2nd Named Team Sturt

Umpires/Referees
Signature [Signature]
Signature [Signature]
Signature [Signature]

Score 14 to 10
Name G. Moresman Club GLC
Name N. CHAPMAN Club [Signature]
Name [Signature] Club [Signature]

1st Named Team North Adelaide 2nd Named Team West Torrens

LSA No.	No.	Initials	Surname (In Alphabetical Order)	Penal	Assist	Goals				Total	LSA No.	No.	Initials	Surname (In Alphabetical Order)	Penal	Assist	Goals				Total
						1	2	3	4								1	2	3	4	
	28	J	Ackers	"							6	M	HARLEY	"	"					3	
	34	J	Cox						1		2	B	Simeson		"					2	
	22	B	HARCOCK						1		4	W	Little								
	13	S	Kilgus						4		25	J	Glazbrook							2	
	32	C	Mayman	"							26	H	McTroy								
	20	P	McLennell						5		39	L	Ray	"							
	8	J	Moras						3		40	D	Sloan								
	25	J	O'Brien								12	B	Curry	"							
	23	S	Roberts								15	G	Badcock								
	14	DAN	Robertson						2		1	D	Hogan								
	33	A	Sanders						2		3	C	Collo								
	19	A	Sewell						1		9	J	Harley								
	96	B	Skuse	"					1		21	D	Iomman								
	21	G	Tape						1		34	S	Bennett							2	
	38	B	Wood																		
	31	J	Charles																		
	11	M	Ackers																		
						Totals				53							Totals				31329

Won by North Adelaide
 Signified Correct...
 1st Named Team _____
 2nd Named Team _____

Umpires/Referees
 Signature [Signature]
 Signature [Signature]
 Signature _____

Score 21 to 9
 Name ROMAN STEVENS Club Stoney
 Name A. Loubrey Club _____
 Name _____ Club _____

Officials Report

Scoring:
 1st Team: No. _____ No. _____
 2nd Team: No. _____ No. _____

Time Clock:
 1st Team: No. _____ No. _____
 2nd Team: No. _____ No. _____

Green Card:
 No. _____ No. _____

Yellow Card:
 No. _____ No. _____

Red Card:
 No. _____ No. _____

Correct Starting Time:
 No. _____ No. _____

Correct Uniforms:
 1st Team: No. _____ No. _____
 2nd Team: No. _____ No. _____

Comments:

Coach's Rating:
 Most Valuable Player:
 Most Improved Player:

1st Named Team NORTH ADELAIDE 2nd Named Team WEST TORRENS

LSA No.	No.	Initials	Surname (In Alphabetical Order)	Penal	Assist	Goals				Total	LSA No.	No.	Initials	Surname (In Alphabetical Order)	Penal	Assist	Goals				Total
						1	2	3	4								1	2	3	4	
	28	J	Ackers	"									6	M	Harley	"	III	I		II	3/3
	34	J	Cox										2	B	Simpson		III	I			2
	32	B	Hancock (2)										4	W	Little						
	13	S	Kilford	"	III				II	4/4			25	J	Glabbrook						2
	32	C	Mayman	"									26	M	McIvory	"					
	20	P	McConnell	"	III				II	5/5			39	L	Ray	"					
	8	J	Morris						II	3			40	D	Sloan						
	25	J	O'Brien										12	B	Curry	"					
	23	S	Roberts (3)	"									15	G	Badcock						
	14	Dan	Robertson	"						2				D	Hogan						
	33	A	Sanders							2				C	Colto						
	19	A	Sewell (1)	"						1				J	Harley						
	96	B	Slusse	"						1				D	Lomman						
	21	G	Tape	"						1/1			34	S	Bennett						2/1
	38	B	Wood																		
	31	J	Charles																		
	11	M	Ackers																		
						Totals										Totals					
						5	3	5	8	21							3	1	3	2	9

Officials Report

Scorers
1st Team Yes No
2nd Team Yes No

Time Clock
Yes No

Green Card
Yes No

Yellow Card
Yes No

Red Card
Yes No

Correct Starting Time
Yes No

Correct Uniforms
1st Team Yes No
2nd Team Yes No

Comments

Coaches Voting Most Valuable Player (Senior & U17 Grades Only)

1. Name.....
Club.....No.....

2. Name.....
Club.....No.....

3. Name.....
Club.....No.....

(Both Coaches to sign)
Name..... Club.....
Signature.....
Name..... Club.....
Signature.....

Won by North Adelaide
Signified Correct...
1st Named Team North Adelaide
2nd Named Team West Torrens

Umpires/Referees
Signature [Signature]
Signature [Signature]
Signature [Signature]

Score 21 to 9
Name Robin Stevens Club _____
Name Greg Tomlinson Club _____
Name _____ Club _____

1st Named Team Glenelg

2nd Named Team Adelaide Uni

LSA No.	No.	Initials	Surname (In Alphabetical Order)	Penal	Assist	Goals				Total	LSA No.	No.	Initials	Surname (In Alphabetical Order)	Penal	Assist	Goals				Total
						1	2	3	4								1	2	3	4	
	9	GA	Lawman			1				4-5		4	O	Lovat							
	12	AT	Witt							7-2		10	J	Lovat	4						
	15	R	Alford									11	M	Kenefick							
	8	G	Bryant									1	T	Lee	①						4-1
	3	A	Gikas									5	C	Durranz							
	4	J	Goldsock						1-1			93	H	Pham							
	13	J	Killen	T								13	D	Walton							
	6	M	Langley							5-2		84	C	Young							
	17	A	Semmler							6-4		3	D	Burford	③						
	7	S	Smith									6	S	Phillips	②						3-1
	14	N	Southwell									7	D	Svillans							
	16	C	Stevens						5			17	A	Cooper							
	18	D	Stevens						1-1			14	S	Molloy							
	11	M	Stilgoe									66	A	Kendrick		T					
	2	P	White							4-3		15	R	Maple	⑤						
												68	H	Graham							
												65	L	Chemney							
Time Outs						Totals 5 10 11 7 33					Time Outs						Totals 1 2 2 2 7				

Officials Report

Score: _____ to _____

Time Clock: _____

Green Card: _____

Yellow Card: _____

Red Card: _____

Correct Starting Time: _____

Correct Uniforms: _____

Comments: _____

Coaching Notes: _____

Won by Glenelg
 Signified Correct...
 1st Named Team Glenelg
 2nd Named Team Adelaide Uni

Umpires/Referees
 Signature [Signature]
 Signature [Signature]
 Signature [Signature]

Score 33 to 7
 Name RJ Mollison Club Adelaide Uni
 Name JA Ferguson Club GLC
 Name _____ Club _____

1st Named Team BRIGHTON

2nd Named Team WOODVILLE

LSA No.	No.	Initials	Surname (In Alphabetical Order)	Penal	Assist	Goals				Total	LSA No.	No.	Initials	Surname (In Alphabetical Order)	Penal	Assist	Goals				Total
						1	2	3	4								1	2	3	4	
	17	M	ATTS								4	M	KYAN								
	17	S	BILSBOROUGH	①							21	L	OSWALD								
	16	M	COLE	1							29	G	PAUL	11							
	8	A	DALISON	1								M	TAMSELL								
	5	G	ELLIS				1	1	2		8	M	JAMES	1			1				1
			ERKELENS								2	J	WINNEN	11			1				1
	14	A	HILL								14	A	YOUNG					1			1
	20	P	KEANE									P	OTSTIC								
	2	T	LEE								18	M	ELLIS				1				1
	21	C	LERAY								19	S	ABBOTT								
	7	C	LINDNER								47	L	SOUTHWELL								
	19	S	McKINNON			1	1		2		9	M	CAPPELLUCCI			11		1			3
	37	B	PRIDHAM	③							15	P	MATHWIN T							11	2
	4	L	PRIDHAM	②		1			1		20	S	RINGWOOD								
	6	D	RAFAEL								33	C	McGILL	1							
	35	J	RAYMOND									F	HUNT								
	13	G	REVELL								1	T	DWYER								
	10	D	SWINNICK	⑤							10	C	MANNING	1							
			SNOWBANK								25	M	POLITIS								
	28	B	STEWART	④							32	A	JOHNS								
	18	C	TERRY								30	R	ROTTER								
Time Outs						Totals 2 0 2 1 5					Time Outs						Totals 2 3 2 2 9				

Officials Report

Scorers
1st Team Yes No
2nd Team Yes No

Time Clock
Yes No

Green Card
Yes No

Yellow Card
Yes No

Red Card
Yes No

Correct Starting Time
Yes No

Correct Uniforms
1st Team Yes No
2nd Team Yes No



Comments

Coaches' Voting
Most Valuable Player (Senior & U17 Grades Only)
1. Name J. WINNEN
Club WVC No. 2
2. Name M. JAMES
Club WVC No. 3
3. Name J. BILSBOROUGH
Club BTN No. 17
(Both Coaches to sign)
Name GRAV Club BTN
Signature [Signature]
Name GRAV Club WVC
Signature [Signature]

Won by Woodville Umpires/Referees Score 5 to 9 8 7
 Signified Correct... Signature [Signature] Name B. Edmanche Club BTN
 1st Named Team J. By the way Signature [Signature] Name M. HOGAN Club WVC
 2nd Named Team M. Richardson Signature [Signature] Name _____ Club _____

1st Named Team BURNSIDE

2nd Named Team STURT

LSA No.	No.	Initials	Surname (In Alphabetical Order)	Penal	Assist	Goals				Total	LSA No.	No.	Initials	Surname (In Alphabetical Order)	Penal	Assist	Goals				Total
						1	2	3	4								1	2	3	4	
	10		BURFORD								32	N	TUCK (C)				1	1		1	
	70		LOULES	1		1	1		3		16	M	NORTON	1			1	1		1	
	39		HOOD								20	L	PARTINGTON								
	48		SIMMS								71	M	MCPHERSON								
	4		WATTS			1	1		2		76	J	AOLAN 76			1				knower	
	72		HILL			1					36	H	TRAINOR								
	9		NEVILLE								50	J	KEANE								
	74		WHITE			1			1		56	J	REA 56								
	21		GOODRIDGE				1		1		34	A	LINDNER (FH)								
	76		SEMMLER								47	A	HAMILTON			1	1				
	27		LANG								5	P	FORBES								
	41		NICOLA			1			1		78	A	BILLING								
	12		SILVERBLADE								2	L	NEEDLE	FT					1	1	
	63		DATTEN								75	M	MCPHARLAN								
	12		BAKER								12	B	MCGUINNESS	1	1						
	78		PHILLIPS																		
	5		ROTE																		
	13	S	OLESEN																		
	31		JACOBSEN																		
																					
																					
										KNOCKED IN											
Time Outs										Time Outs											
Totals 0 6 4 0 10										Totals 5 2 3 4 14											

Officials Report

Scorers
1st Team Yes No
2nd Team Yes No

Time Clock
Yes No

Green Card
Yes No

Yellow Card
Yes No

Red Card
Yes No

Correct Starting Time
Yes No

Correct Uniforms
1st Team Yes No
2nd Team Yes No

Comments
A. B. McFarlane

Coaches' Voting
Most Valuable Player (Senior & U17 Grades Only)
1. Name M. NORTON
Club STURT No. 16
2. Name S. OLSEN
Club BUR No. 13
3. Name L. NEEDLE
Club STURT No. 2
(Both Coaches to sign)
Name [Signature] Club BUR
Signature [Signature]
Name [Signature] Club [Signature]
Signature [Signature]

Won by STURT
Signified Correct...
1st Named Team [Signature]
2nd Named Team [Signature]

Umpires/Referees
Signature [Signature] Name G. Moresman Club GLC
Signature [Signature] Name N. Chapman Club [Signature]
Signature [Signature] Name [Signature] Club [Signature]

Score 14 to 10