

Mens
State
League

2010

7	05/06/10 (Sat)	14:50 Brighton Oval	25 Brighton ✓	vs	West Torrens ✓	6	✓	✓
	05/06/10 (Sat)	14:50 Findon Oval	15 Woodville ✓	vs	Sturt ✓	7	✓	✓
	05/06/10 (Sat)	14:50 Gepps Cross	6 North Adelaide ✓	vs	Glenelg ✓	12	✓	✓
	06/06/10 (Sun)	14:50 Patterson Reserve	10 East Torrens Payneham ✓	vs	Burnside ✓	8	✓	✓
8	19/06/10 (Sat)	14:50 Barratt Reserve	16 Glenelg ✓	vs	East Torrens Payneham ✓	13	✓	✓
	19/06/10 (Sat)	14:50 Findon Oval	4 Woodville ✓	vs	Brighton ✓	33	✓	✓
	19/06/10 (Sat)	14:50 Finsbury Reserve	24 West Torrens ✓	vs	Sturt ✓	9	✓	✓
	19/06/10 (Sat)	14:50 Gepps Cross	6 North Adelaide ✓	vs	Burnside ✓	16	✓	✓
9	26/06/10 (Sat)	14:50 Brighton Oval	15 Brighton ✓	vs	Glenelg ✓	10	✓	✓
	26/06/10 (Sat)	14:50 Miller Reserve	14 Burnside ✓	vs	West Torrens ✓	8	✓	✓
	26/06/10 (Sat)	14:50 Patterson Reserve	15 East Torrens Payneham ✓	vs	Woodville ✓	5	✓	✓
	26/06/10 (Sat)	14:50 Women's Memorial Playing Fields	7 Sturt ✓	vs	North Adelaide ✓	22	✓	✓
10	03/07/10 (Sat)	14:50 Barratt Reserve	11 Glenelg ✓	vs	Woodville ✓	9	✓	✓
	03/07/10 (Sat)	14:50 Brighton Oval	18 Brighton ✓	vs	East Torrens Payneham ✓	13	✓	✓
	03/07/10 (Sat)	14:50 Finsbury Reserve	9 West Torrens ✓	vs	North Adelaide ✓	13	✓	✓
	03/07/10 (Sat)	14:50 Women's Memorial Playing Fields	5 Sturt ✓	vs	Burnside ✓	21	-	-
11	24/07/10 (Sat)	14:50 Finsbury Reserve	8 West Torrens ✓	vs	Glenelg ✓	9	✓	✓
	24/07/10 (Sat)	14:50 Gepps Cross	12 North Adelaide ✓	vs	Woodville ✓	7	✓	✓
	24/07/10 (Sat)	14:50 Miller Reserve	11 Burnside ✓	vs	Brighton ✓	13	✓	✓
	24/07/10 (Sat)	14:50 Patterson Reserve	24 East Torrens Payneham ✓	vs	Sturt ✓	1	-	✓
12	31/07/10 (Sat)	14:50 Barratt Reserve	18 Glenelg ✓	vs	Sturt ✓	5	✓	✓
	31/07/10 (Sat)	14:50 Brighton Oval	15 Brighton ✓	vs	North Adelaide ✓	11	✓	✓
	31/07/10 (Sat)	14:50 Findon Oval	6 Woodville ✓	vs	Burnside ✓	23	✓	✓
	31/07/10 (Sat)	14:50 Patterson Reserve	9 East Torrens Payneham ✓	vs	West Torrens ✓	11	✓	✓
13	07/08/10 (Sat)	14:50 Barratt Reserve	13 Glenelg ✓	vs	Burnside ✓	7	✓	✓
	07/08/10 (Sat)	14:50 Findon Oval	13 Woodville ✓	vs	West Torrens ✓	17	✓	✓
	07/08/10 (Sat)	14:50 Gepps Cross	10 North Adelaide ✓	vs	East Torrens Payneham ✓	14	✓	✓
	07/08/10 (Sat)	14:50 Women's Memorial Playing Fields	9 Sturt ✓	vs	Brighton ✓	24	✓	-
14	14/08/10 (Sat)	14:50 Barratt Reserve	17 Glenelg ✓	vs	North Adelaide ✓	7	✓	✓
	14/08/10 (Sat)	14:50 Finsbury Reserve	12 West Torrens ✓	vs	Brighton ✓	17	✓	✓

14/08/10 (Sat)	14:50 Miller Reserve	6 Burnside ✓	vs	East Torrens Payneham	11	--
14/08/10 (Sat)	14:50 Women's Memorial Playing Fields	6 Sturt ✓	vs	Woodville ✓	14	✓✓

This fixture proudly brought to you by the Lacrosse SA and
www.sportingpulse.com

MEN'S STATE LEAGUE 2010

Season Fixture (Men's State League 2010)

RND	DATE	TIME	VENUE/COURT	HOME TEAM	AWAY TEAM	SCORE	Votes.	PAID
NORMAL SEASON								
1	24/04/10 (Sat)	14:50	Miller Reserve	12 Burnside ✓	vs North Adelaide ✓	6	✓	✓
	24/04/10 (Sat)	14:50	Patterson Reserve	7 East Torrens Payneham ✓	vs Glenelg ✓	14	✓	✓
	24/04/10 (Sat)	14:50	Women's Memorial Playing Fields	11 Sturt ✓	vs West Torrens ✓	9	✓	✓
	25/04/10 (Sun)	15:00	Brighton Oval	19 Brighton ✓	vs Woodville ✓	3	✓	✓
2	01/05/10 (Sat)	14:50	Barratt Reserve	9 Glenelg ✓	vs Brighton ✓	11	✓	✓
	01/05/10 (Sat)	14:50	Findon Oval	3 Woodville ✓	vs East Torrens Payneham ✓	12	✓	✓
	01/05/10 (Sat)	14:50	Finsbury Reserve	6 West Torrens ✓	vs Burnside ✓	15	✓	✓
	01/05/10 (Sat)	14:50	Gepps Cross	18 North Adelaide ✓	vs Sturt ✓	10	✓	✓
3	08/05/10 (Sat)	14:50	Findon Oval	4 Woodville ✓	vs Glenelg ✓	14	✓	✓
	08/05/10 (Sat)	14:50	Gepps Cross	9 North Adelaide ✓	vs West Torrens ✓	7	✓	✓
	08/05/10 (Sat)	14:50	Miller Reserve	15 Burnside ✓	vs Sturt ✓	12	✓	✓
	08/05/10 (Sat)	14:50	Patterson Reserve	8 East Torrens Payneham ✓	vs Brighton ✓	23	✓	✓
4	15/05/10 (Sat)	14:50	Barratt Reserve	14 Glenelg ✓	vs West Torrens ✓	5	✓	✓
	15/05/10 (Sat)	14:50	Brighton Oval	20 Brighton ✓	vs Burnside ✓	6	✓	✓
	15/05/10 (Sat)	14:50	Findon Oval	8 Woodville ✓	vs North Adelaide ✓	7	✓	✓
	15/05/10 (Sat)	14:50	Women's Memorial Playing Fields	5 Sturt ✓	vs East Torrens Payneham ✓	19	✓	✓
5	22/05/10 (Sat)	14:50	Finsbury Reserve	7 West Torrens ✓	vs East Torrens Payneham ✓	14	✓	✓
	22/05/10 (Sat)	14:50	Gepps Cross	4 North Adelaide ✓	vs Brighton ✓	21	✓	✓
	22/05/10 (Sat)	14:50	Miller Reserve	19 Burnside ✓	vs Woodville ✓	5	✓	✓
	22/05/10 (Sat)	14:50	Women's Memorial Playing Fields	4 Sturt ✓	vs Glenelg ✓	12	✓	✓
6	29/05/10 (Sat)	14:50	Brighton Oval	30 Brighton ✓	vs Sturt ✓	4	✓	✓
	29/05/10 (Sat)	14:50	Finsbury Reserve	8 West Torrens ✓	vs Woodville ✓	14	✓	✓
	29/05/10 (Sat)	14:50	Miller Reserve	9 Burnside ✓	vs Glenelg ✓	10	✓	✓
	29/05/10 (Sat)	14:50	Patterson Reserve	15 East Torrens Payneham ✓	vs North Adelaide ✓	4	✓	✓



1st Named Team

BURNSIDE

2nd Named Team

NTH ADELAIDE

LSA No.	No.	Initials	Surname (In Alphabetical Order)	Penal	Assist	Goals				Total	LSA No.	No.	Initials	Surname (In Alphabetical Order)	Penal	Assist	Goals				Total		
						1	2	3	4								1	2	3	4			
	1	A	MUNROE	T							42	B	ALFORD	T									
	4	T	WATTS						1		1	C	BARBER	3									
	7	P	MARSHALL	"	1				2		18	B	CHARLES	5									
	8	K	SANDOZ								26	S	GILBERT		111								
	18	N	MUXLOW (3)	T							0	B	HANCOCK		11								
	22	S	DAWSON (2)	1	1				2		27	A	KILFORD										
	15	J	HEMPHILL								20	P	McCOWNELL								1		
(H)	25	A	PHILLIPS (5)	T							8	J	MORRIS										
	14	S	BROOKES (4)						4		15	T	MORRIS										
	23	O	BROADBRIDGE						1		7	L	ROBERTS	1									
	24	B	MARTIN								13	N	RYAN		T								
	6	K	NICOLA		1						19	A	SEWELL										
	32	S	CONNOLLY	T					1		9	A	SWAINE	T									
	78	C	GOWER						1		24	C	TUCKER	2	1	1					4		
	27	B	MUXLOW (1)								22	N	TLISK	4							1		
	44	W	LINCOLNFIELD																				
										12													
Time Outs		/		Totals		1 2 4 5				12		Time Outs		/		Totals		1 2 0 3				6	

Won by BURNSIDE

Signified Correct... [Signature]

1st Named Team [Signature]

2nd Named Team [Signature]

Umpires/Referees

Signature [Signature]

Signature [Signature]

Signature [Signature]

Score 12 to 6

Name Mark Palden Club _____

Name ARRIE Club _____

Name _____ Club _____

Officials Report

Referee: _____

Time Out: _____

Penal Card: _____

Assist Card: _____

Correct Starting Time: _____

Correct Uniforms: _____

Completed: _____

Checked: _____

1st Named Team BURNSIDE

2nd Named Team NORTH ADELAIDE

LSA No.	No.	Initials	Surname (In Alphabetical Order)	Penal	Assist	Goals				Total	LSA No.	No.	Initials	Surname (In Alphabetical Order)	Penal	Assist	Goals				Total
						1	2	3	4								1	2	3	4	
	1	A	MUNROE	1							42	B	ALFORD (3)	1	1						
	4	T	WATTS						1		1	C	BARKER								
	7	P	MARSHALL						2/1		18	B	CHARLES								
	8	K	SANDOW								26	S	GILBERT								
	18	N	MUXLOW								0	B	HANCOCK								2
	22	S	DAWSON						2/1		27	A	KILFORD (2)								1
	15	J	HENPHILL								20	P	MCCONNELL								
	25	A	PHILLIPS	1							8	J	MORRIS								
	14	S	BROOKES						4		15	T	MORRIS (4)								
	23	O	BROADBRIDGE						1		7	L	ROBERTS (1)								
	24	B	MARTIN								13	N	RYAN								
	6	L	NICOLA						1		19	A	SEWELL								
	32	S	CONNOLLY	1					1		9	H	SWAINE								
	78	C	GOWER						1		24	C	TUCKER								4
	27	B	MUXLOW								22	N	TWISK (5)								1
	44	W	LINCHFIELD																		
						Totals											Totals				
						1	2	4	5	12							1	2	0	3	6

Officials Report

Referee: Yes No

Time Keeper: Yes No

Final Check: Yes No

Ground Check: Yes No

Yellow Card: Yes No

Red Card: Yes No

Ground Starting Time: Yes No

Ground Performance: Yes No

Comments:

Won by BURNSIDE

Signified Correct... [Signature]

1st Named Team [Signature]

2nd Named Team [Signature]

Umpires/Referees

Signature [Signature]

Signature [Signature]

Signature [Signature]

Score 12 to 6

Name M. Polden Club _____

Name H. Thyssen Club _____

Name _____ Club _____

1st Named Team Woodville

2nd Named Team Brighton

LSA No.	No.	Initials	Surname (In Alphabetical Order)	Penal	Assist	Goals				Total	LSA No.	No.	Initials	Surname (In Alphabetical Order)	Penal	Assist	Goals				Total	
						1	2	3	4								1	2	3	4		
	33	M	Agostinelli (4)				1	1		3/1		22	A	Carter				1	1			2
	20	T	Edwards (2)									15	D	D'Agnes				1	1			2
	32	A	Felleppa (1)									16	B	Edwards								1
	24	A	Class									5	C	Finnerty					1	1		2
	7	S	Cuerin							1/1		9	T	Freeman							1	1
	6	J	Inge							1		10	S	Gulbert								
	22	P	Inge (3)									7	E	Lok								
	21	L	Oswald									21	Jar	Mackinnon								
	16	J	Pangrazio							1		18	Jas	Mackinnon								
	3	M	Santi							1		73	M	Mangan							1	1
	5	C	Schucker (1)									19	L	Perham								1
	1	J	Smith							1		20	W	Pickett							1	1
	2	J	Whinnen									4	T	Raymond								
	15	B	Zammit									2	B	Tinny								
	45	P	Zammit	12								17	J	Woodford								
<i>[Signature]</i>											<i>[Signature]</i>											
Time Outs <u>1</u>											Time Outs <u>1</u>											
Totals <u>1</u> <u>2</u> <u>3</u> <u>2</u> <u>8</u>											Totals <u>6</u> <u>5</u> <u>5</u> <u>4</u> <u>20</u>											

Officials Report

Score: 8 to 20

Time Clock: Yes No

Green Card: Yes No

Yellow Card: Yes No

Red Card: Yes No

Comments:

Won by Brighton Umpires/Referees Score 8 to 20

Signified Correct... Signature P. Vicker Name P. Vicker Club _____

1st Named Team Woodville Signature _____ Name _____ Club _____

2nd Named Team Brighton Signature _____ Name J. K. Pickett Club _____

White Copy to REGISTRAR Blue Copy to CLUB Yellow Copy to UMPIRES/REFEREES



1st Named Team Antenelg

2nd Named Team Brighton

LSA No.	No.	Initials	Surname (In Alphabetical Order)	Penal	Assist	Goals				Total	LSA No.	No.	Initials	Surname (In Alphabetical Order)	Penal	Assist	Goals				Total
						1	2	3	4								1	2	3	4	
	15	R	Allford								22	A	Carter		11					11	
	13	N	Bolton	1							16	B	Edwards								
	17	G	Bryant								9	T	Freeman		1					2	
	2	S	Grossi								10	S	Gilbert	4		1				1	
	10	J	Hinds			1					6	R	Hamilton							1	
	4	L	Keesing			1			1		7	E	Lok								
	9	A	Lawman				1		2		23	M	Mangan	3	11	11	1	1	1	4	
	11	C	Mortimer								21	Jar	Mackinnan	2							
	1	S	Mortimer	1	1				1		18	Jas	Mackinnan	1							
	3	N	Morton				1	1	4		20	W	Pickett		11					1	
	6	S	Robb	1	1						2	B	Twiggs							1	
	5	B	Robinson	1		1	1		2		1	H	Walpole								
	16	J	Searle								17	J	Woodford	5	1						
	7	N	Southwell								4	T	Raymond								
	12	C	White								15	M	Fuss								
Totals										Totals											
Time Outs <input checked="" type="checkbox"/> <input checked="" type="checkbox"/>										Time Outs <input checked="" type="checkbox"/> <input checked="" type="checkbox"/>											
1 2 3 3 9										3 4 3 1 11											

Won by Brighton

Umpires/Referees

Score 9 to 11

Signified Correct...

Signature [Signature]

Name P. Vicker Club

1st Named Team [Signature]

Signature [Signature]

Name [Signature] Club PS McCon...

2nd Named Team [Signature]

Signature [Signature]

Name Club

Officials Report

Scorers

1st Team Yes No
2nd Team Yes No

Time Clock

Yes No

Green Card

Yes No

Yellow Card

Yes No

Red Card

Yes No

Correct Starting Time

Yes No

Correct Uniforms

1st Team Yes No
2nd Team Yes No

Comments

Coaches' Voting
Most Valuable Player
(Senior & U17 Grades Only)

1. Name.....
Club.....No.....
2. Name.....
Club.....No.....
3. Name.....
Club.....No.....
(Both Coaches to sign)
Name.....Club.....
Signature.....
Name.....Club.....
Signature.....

1st Named Team WOODVILLE

2nd Named Team EAST TORRENS

LSA No.	No.	Initials	Surname (In Alphabetical Order)	Penal	Assist	Goals				Total	LSA No.	No.	Initials	Surname (In Alphabetical Order)	Penal	Assist	Goals				Total		
						1	2	3	4								1	2	3	4			
	26	A	ABBOTT								16	M	BROWN										
	20	A	CALDWELL								9	N	BROWN (3)	T									
	9	M	ELLIS								8	K	DEN OTTAR										
	6	J	GLACIE								11	SC	GILL (4)	T									
	21	L	OSWALD	T							27	SI	GILL										
	16	J	PANGRAZIO	T							15	B	HARRISON										
	12	T	PHILIP	T					1		5	C	KIRTON										
	4	M	RYAN								24	B	LANGSTRETH (2)	T									
	5	C	SCHIZKER								28	L	LINDNER										
	14	M	TARJELL								2	T	LINDNER										
	1	J	SMITH								12	S	PETERSEN (1)	T									
	32	A	YOUNG								17	D	PLATT										
	45	P	ZAMMIT								32	M	SMITH										
	2	J	WHINNEH						2		13	G	STEELE (5)										
<p><i>[Handwritten Signature]</i></p>											<p><i>[Handwritten Signature]</i></p>												
Time Outs											Totals												
											1 1 1 - 3												
Time Outs											Totals												
											3 1 3 5 12												

Officials Report

Scorers
 1st Team Yes No
 2nd Team Yes No

Time Clock
 Yes No

Green Card
 Yes No

Yellow Card
 Yes No

Red Card
 Yes No

Correct Starting Time
 Yes No

Correct Uniforms
 1st Team Yes No
 2nd Team Yes No

Comments

Coaches' Voting
 Most Valuable Player
 (Senior & U17 Grades Only)

1. Name S PETERSEN
 Club ETP No. 12

2. Name B LANGSTRETH
 Club ETP No. 24

3. Name J WHINNEH
 Club WDV No. 2

(Both Coaches to sign)
 Name L VICKERY
 Signature [Signature]
 Name N. Sp... Club WDV
 Signature [Signature]

Won by EAST TORRENS
 Signified Correct...
 1st Named Team [Signature]
 2nd Named Team [Signature]

Umpires/Referees
 Name M. Polden Club ALRA
 Name D. McNicol Club ALRA



1st Named Team WOODVILLE

2nd Named Team GLENELG

LSA No.	No.	Initials	Surname (In Alphabetical Order)	Penal	Assist	Goals				Total	LSA No.	No.	Initials	Surname (In Alphabetical Order)	Penal	Assist	Goals				Total
						1	2	3	4								1	2	3	4	
	26	S	ABBOTT							1371	13	N	BOLTON	1							
	6	J	GRACIE							1373	17	G	BRYAN								
	7	S	GUERIN							1383	18	S	DIMMING (5)								2
		D	HALL							2173	10	J	HINDS (3)								2
	21	L	OSWALD							4020	4	L	KEESING	1							1
	16	J	PANGRAZIO		1				1	2523	9	A	LAWMAN		1						3
	12	T	PHILP (5)							1416	1	S	MORTIMER (4)								2
	4	M	RYAN							1419	3	N	MORTON (2)	1	1						2
	5	G	SCHICKER (3)							1423	16	DY	NANGLE								3
	1	J	SMITH		1				2	1428	6	S	ROSS	1	1						3
	8	M	TANSELL (1)							2012	5	B	ROBINSON								1
	2	J	WHINNEN (2)							1436	8	M	SHEIDOW								1
	15	B	ZAMMIT							4439	2	S	GROSSI (1)	1							1
	45	P	ZAMMIT	1					1	2584	16	J	SEARLE								1
	20	A	GARDNER (4)							1422	7	N	SOUTH WEL		1						1
	14	A	YOUNG																		
<i>P. Vickery</i>										<i>P. Vickery</i>											
Time Outs <input checked="" type="checkbox"/>										Time Outs <input checked="" type="checkbox"/>											
Totals 2 1 0 1 4										Totals 2 3 5 4 14											

Won by GLENELG

Umpires/Referees

Score 14 to 4

Signified Correct *[Signature]*

Signature *[Signature]*

Name P. Vickery Club _____

1st Named Team *[Signature]*

Signature *[Signature]*

Name P. J. Macdonald Club _____

2nd Named Team *[Signature]*

Signature _____

Name _____ Club _____

Officials Report

Score: _____

Time: _____

Penalty: _____

Assist: _____

Goals: _____

Yellow Card: _____

Red Card: _____

Correct Starting Time: _____

Correct Uniforms: _____

Comments: _____

Checked: _____

Umpire: _____

Referee: _____

Scorekeeper: _____

Timekeeper: _____

Photographer: _____

Video: _____

Medical: _____

Security: _____

Other: _____

1st Named Team ETP

2nd Named Team BRIGHTON

LSA No.	No.	Initials	Surname (In Alphabetical Order)	Penal	Assist	Goals				Total	LSA No.	No.	Initials	Surname (In Alphabetical Order)	Penal	Assist	Goals				Total
						1	2	3	4								1	2	3	4	
	16	M	BROWN			1				1		22	A	CARTER			111			11	5
	9	N	BROWN									16	B	EDWARDS							
	8	K	DENOTTER	1		1				1		9	T	FREEMAN							
	11	S	GILL				1			1		15	M	FUSS					1		1
	15	B	HARRISON									10	S	GILBERT 3	1	1		1	1		2
	24	B	LANGSTRETH	1	1							6	R	HAMILTON	1						
	28	C	LINDNER									7	E	LOK					1		1
	2	T	LINDNER									21	JAR	MACKINNON							
	12	S	PETERSON				1	11		3		18	JAS	MACKINNON	11						
	17	D	PLATT									23	M	MANGAN 2	1	1	11	1	11	111	8
	7	MI	SMITH									20	W	PICKETT 4	1	1		11	1		3
	32	MT	SMITH									14	T	RAYMOND	1						
	13	G	STEELE		11					1		2	B	TWIGGS 1				1			2
	37	S	VICKERY 4									17	J	WOODFORD 5		1			1		1
	10	T	VICKERY 4																		
			Knocked In				1			1											
Time Outs <u>1 1 1</u>						Totals <u>0 3 2 3 8</u>					Time Outs <u>1 1</u>						Totals <u>5 6 5 7 23</u>				

Won by BRIGHTON

Signified Correct
1st Named Team [Signature]
2nd Named Team [Signature]

Umpires/Referees
Signature [Signature]
Signature [Signature]
Signature _____

Score 23 to 8
Name M. BONDAL Club _____
Name M. VICKERY Club _____
Name _____ Club _____

Officials Report

Scorer: _____
Time Clock: _____
Green Card: _____
Yellow Card: _____
Red Card: _____
Correct Starting Time: _____
Correct Lineup: _____
Comments: _____
Coaching: _____
Name: _____
Signature: _____



1st Named Team Start 2nd Named Team E.T.P.

LSA No.	No.	Initials	Surname (In Alphabetical Order)	Penal	Assist	Goals				Total	LSA No.	No.	Initials	Surname (In Alphabetical Order)	Penal	Assist	Goals				Total
						1	2	3	4								1	2	3	4	
4163	78	A	Billing								16	M	Brown (14)								-1
2024	49	C	De Mello (Capt)								9	N	Brown								
2034	26	M	Falloon								8	K	Den-Offer								4
2035	41	T	Falloon								11	Sc	Gill (2)								45
2037	34	Mike	Forbes								27	Si	Gill								3
2040	6	N.	Geue (1)								15	B	Harrison (5)								
2190	69	J	Hammelhoff (2)								24	B	Langstreth (10)								-1
2185	29	J	Kirkwood								28	C	Lindner								
2052	14	R	McAuley								2	T	Lindner								E
2053	12	B	McGuinness								12	S	Petersen (3)								4
141	71	M	McPherson								17	D	Phatt								
2068	7	C	Steff								32	M	Smith								
2070	33	R	Stone (Capt) (3)								13	G	Steele								4
2073	11	B	Tuck (1st Home)								37	S	Victory								
											10	T	Victory								
						Totals											Totals				
Time Outs						1 / 1					Time Outs						1 / 1				
						1 3 - 1 5											7 3 3 6 19				

Won by E.T.P.
 Signified Correct
 1st Named Team [Signature]
 2nd Named Team [Signature]

Umpires/Referees
 Signature [Signature] Name M. BENDALL Club _____
 Signature [Signature] Name P. J. McCONOMY Club _____
 Signature _____ Name _____ Club _____

Officials Report

Score _____ to _____

Time _____

Comments



Report from Woodville Club Date 15.5.10 Round 4 Grade State

1st Named Team Woodville 2nd Named Team North Adelaide

LSA No.	No.	Initials	Surname (In Alphabetical Order)	Penal	Assist	Goals				Total	LSA No.	No.	Initials	Surname (In Alphabetical Order)	Penal	Assist	Goals				Total
						1	2	3	4								1	2	3	4	
	26	S	Abbott	T	1							42	B	ALFORD				1			1
	20	A	Caldwell	I								1	C	BARKER							
	6	J	GRACIE									18	B	CHARLES (5)							1
	7	S	Guerin	T								26	S	GILBERT (3)	I						
	00	D	Hall									0	B	HANCOCK							
	21	L	OSWALD									27	A	KILFORD	II						
	16	J	PanGRAZIO (1)		II				2			13	S	KILFORD	T						
	12	T	PHILP	I								15	T	MORRIS (1)							
	4	M	RYAN									8	N	RYAN							
	5	G	Schicker (5)	III								14	D	ROBERTSON				1	1		2
	18	M	Tansell (4)		II				4			19	A	SEWELL (4)	T					1	1
	2	J	Whinnan (3)	II	I	I	I		3			3	B	SHELDON (2)	III						
	14	A	Young									9	H	SWAINE							
	13	B	ZAMMIT						1			22	N	TWISK							1
	45	P	ZAMMIT (2)		II	I			2			24	C	TUCKER	T	I					1
										<div style="display: flex; justify-content: space-between;"> <div style="text-align: center;"> <p>Time Outs <input checked="" type="checkbox"/></p> <p>Totals 5 0 1 1 8</p> </div> <div style="text-align: center;"> <p>Time Outs <input checked="" type="checkbox"/> <input checked="" type="checkbox"/></p> <p>Totals 1 1 1 4 7</p> </div> </div>											

Officials Report

Referee: Pen: No.

Time Outs: Pen: No.

Green Card: No.

Yellow Card: No.

Red Card: No.

Corner Starting Time: Year No.

Correct Uniforms: No.

Comments:

Signature: _____

Won by Woodville Umpires/Referees J. Kiploks Score 8 to 7

Signified Correct M. Richardson Signature S. Retallick Name J. KIPLOKS Club _____

1st Named Team David Reine Signature _____ Name S. RETALLICK Club _____

2nd Named Team _____ Signature _____ Name _____ Club _____

1st Named Team BRIGHTON 2nd Named Team BURNSIDE

LSA No.	No.	Initials	Surname (In Alphabetical Order)	Penal	Assist	Goals				Total	LSA No.	No.	Initials	Surname (In Alphabetical Order)	Penal	Assist	Goals				Total
						1	2	3	4								1	2	3	4	
	22	A	CARTER	5	"	"	"	"	3		1	A	MUNRO	"	"						
	9	T	FREEMAN	3	"	"	"	"	6		6	K	NICOLA	"	"						
	15	M	FUSS		"	"	"	"	1		7	P	MARSHALL	"	"						
	10	S	GILBERT		"	"	"	"	1		8	K	SANDOW	"	"						1
	6	R	HAMILTON		"	"	"	"	1		14	S	BROOKES	"	"						
	16	S	HILL		"	"	"	"	1		15	J	HEMPHILL	"	"						
	7	E	LOK		"	"	"	"	1		22	S	DAWSON	"	"						4
	21	JAR	MACKINNON		"	"	"	"	1		24	B	MARTIN	"	"						
	18	JAS	MAC KINNON		"	"	"	"	2		25	C	SEMMLER	"	"						
	19	L	PERHAM		"	"	"	"	4		27	B	MUXLOW	"	"						
	20	W	PICKETT	4	"	"	"	"	4		29	M	SINCLAIR-ROSS	"	"						
	4	T	RAYMOND		"	"	"	"	1		44	W	LITCHFIELD	"	"						1
	2	B	TWIGGS		"	"	"	"	1		78	C	GOWER	"	"						1
	5	H	WALPOLE		"	"	"	"	1		11	J	GOODRIDGE	"	"						
	17	J	WOODFORD	2	"	"	"	"	1		18	A	PHILLIPS	"	"						
Totals										Totals											
7 6 3 4 20										1 2 2 1 6											

Won by BRIGHTON
 Signified Correct. [Signature]
 1st Named Team [Signature]
 2nd Named Team [Signature]

Umpires/Referees
 Signature [Signature] Name Campbell Club _____
 Signature [Signature] Name Polden Club _____
 Signature _____ Name _____ Club _____

Score 20 to 6

Officials Report

Scorers
 1st Team: _____
 2nd Team: _____

Time Clock
 Yes No

Green Card
 Yes No

Yellow Card
 Yes No

Red Card
 Yes No

Correct Starting Time
 Yes No

Correct Dismissals
 Yes No

Comments



1st Named Team WEST TORRENS

2nd Named Team E.T.P.



LSA No.	No.	Initials	Surname (In Alphabetical Order)	Penal	Assist	Goals				Total	LSA No.	No.	Initials	Surname (In Alphabetical Order)	Penal	Assist	Goals				Total
						1	2	3	4								1	2	3	4	
	23	S	HARLEY	11								16	M	BROWN						1	1
	6	M	HARLEY		1							9	N	BROWN	21						
	25	J	HORTON ②		1	11			2			8	M	DENOTTER	11			1	1		2
	13	D	JOHNSON		1							11	Sc	GILL ④						1	1
	32	G	JOHNSON									27	Si	GILL				1		1	1
	1	G	KARWOOD ②									15	B	HARRISON							
	10	M	KARWOOD	1								5	C	KIRTON	11	1					
	12	L	LITTLE ⑤		1	1			1			24	B	LANGSTRETH ②③	11						
	19	T	McDONALD	211								28	C	LINDNER	1						
	39	L	RAY ④									12	S	PETERSON ①	1		11	1	1	1	7
	5	B	SIMPSON	1	1		1		1			7	MJ	SMITH ②	11						
	36	R	SIMPSON	111					11	2		32	MT	SMITH							
	40	D	SLOAN									13	G	STEELE ⑤	1	1		11			2
	41	S	HORTON ①									37	S	VICKERY							
												10	T	VICKERY							
/										/											
Time Outs <input checked="" type="checkbox"/>										Time Outs <input checked="" type="checkbox"/> <input checked="" type="checkbox"/>											
Totals 1 3 1 2 7										Totals 3 5 2 4 14											

Officials Report		
Scorer	Referee	Umpire
Time Clock	Green Card	Yellow Card
Red Card	Control Starting Time	Control Uniforms
Comments		
Coaches' Meeting		

Won by E.T.P. Umpires/Referees [Signature] Score 14 to 7
 Signified Correct... Signature [Signature] Name Melanie Gordon Club _____
 1st Named Team [Signature] Signature [Signature] Name R. Macdonald Club _____
 2nd Named Team [Signature] Signature _____ Name _____ Club _____

1st Named Team NTH ADELAIDE

2nd Named Team BRIGHTON

LSA No.	No.	Initials	Surname (In Alphabetical Order)	Penal	Assist	Goals				Total	LSA No.	No.	Initials	Surname (In Alphabetical Order)	Penal	Assist	Goals				Total
						1	2	3	4								1	2	3	4	
	1	C	BARKER								22	A	CARTER		11	1	1		1	3	
	18	B	CHARLES								9	T	FREEMAN		111	1	1	1		3	
	16	B	GASPARI								10	S	GILBERT	4	3				1	1	
	26	S	GILBERT								6	R	HAMILTON		1						
	0	B	HANCOCK		1		1		1		16	S	HILL					1	1	2	
	27	A	KILFORD								7	E	LOK		1						
	20	P	MCCONNELL								21	JAR	MACKINNON								
	15	T	MORRIS								18	JAS	MACKINNON	2	1						
	7	L	ROBERTS								23	M	MANGAN	1		11	1	11	11	6	
	14	D	ROBERTSON				1		1		19	L	PERHAM		1	1	11		1	3	
	12	N	RYAN								20	W	PICKETT	4	11	1			1	2	
	19	A	SEWELL					1	1		15	T	RAYMOND								
	3	B	SHELDON	111							2	B	TWIGGS		1						
	24	C	TUCKER		11						17	J	WOODFORD	5					1	1	
	22	N	TWISK						1		S	H	WALPOLE		1						
																					
Time Outs <u>1</u>										Time Outs <u>1</u>											
Totals 12 0 1 4										Totals 5 3 7 6 21											

Won by BRIGHTON

Signified Correct...
1st Named Team [Signature]

2nd Named Team [Signature]

Umpires/Referees
Signature [Signature]
Signature [Signature]

Score 21 to 4
Name S. RETALICK Club _____
Name M. BENDALL Club _____

Officials Report

Expenses: Yes No

Time Clock: Yes No

Green Card: Yes No

Yellow Card: Yes No

Red Card: Yes No

Correct Starting Time: Yes No

Correct Uniforms: Yes No

Comments: _____

Expenses: Yes No

Time Clock: Yes No

Green Card: Yes No

Yellow Card: Yes No

Red Card: Yes No

Correct Starting Time: Yes No

Correct Uniforms: Yes No



Comments: _____


1st Named Team



NORTH ADELAIDE

2nd Named Team

BRIGHTON

LSA No.	No.	Initials	Surname (In Alphabetical Order)	Penal	Assist	Goals				Total	LSA No.	No.	Initials	Surname (In Alphabetical Order)	Penal	Assist	Goals				Total
						1	2	3	4								1	2	3	4	
	1	C	BARKER ^(D)								22	A	CARTER		1		1			3	1
	18	B	CHARLES								9	T	FREEMAN		1	1	1			3	3
	16	B	GASPARI								10	S	GILBERT	1						1	1
	26	S	GILBERT								6	R	HAMILTON							1	1
	0	B	HAWCOCK		1				1/1		16	S	HILL							1	2
	27	A	KILFORD								7	E	LOK	1							
	20	P	MCCONNELL								21	JAR	MAC KINNON		1						1
	15	T	MORRIS								18	JAS	MAC KINNON								1
	7	L	ROBERTS ^(A)								23	M	MANGAN		1	1	1	1	1	6	2
	14	D	ROBERTSON						1		19	L	PERHAM	1						3	1
	12	N	RYAN								20	W	PICKETT		1					2	1
	19	A	SEWELL ^(E)						1		15	T	RAYMOND								
	3	B	SHELDON ⁽²⁾	12							2	B	TWIGGS	1							
	24	C	TUCKER		1				1/2		17	J	WOODFORD							1	1
	22	N	TWISK ⁽³⁾						1		5	H	WALPOLE	1							
																					
Time Outs <input type="checkbox"/>										Time Outs <input type="checkbox"/>											
Totals 1 2 0 1 4										Totals 5 3 7 6 21											

Won by BRIGHTON
 Signified Correct 
 1st Named Team North Adelaide
 2nd Named Team Brighton

Umpires/Referees Score 21 to 4
 Signature  Name S. RETALICK Club ALRA
 Signature  Name M. BENFALL Club ALRA
 Signature _____ Name _____ Club _____

Officials Report

Officials: Referee: Umpire: Timekeeper:

Time Check:

Green Card:

Yellow Card:

Red Card:

Correct Starting Time:

Correct End Time:

Comments:

Corrected Notes:

Signature: _____

1st Named Team BURNSIDE

2nd Named Team WOODVILLE

LSA No.	No.	Initials	Surname (In Alphabetical Order)	Penal	Assist	Goals				Total	LSA No.	No.	Initials	Surname (In Alphabetical Order)	Penal	Assist	Goals				Total		
						1	2	3	4								1	2	3	4			
	1	A	MUNROE								26	S	ABBOTT										
	6	K	NICOLA								20	A	CALDWELL										
	7	P	MARSHALL		1	1	1	1	4		6	J	GRACIE										
(2)	8	K	SANDOW		1	1	1	1	3		7	S	GUARIN										
	14	S	BROOKES		1	1	1	1	1		00	D	HALL										
	15	J	HEMPHILL		1	1	1	1	3		21	L	OSWALD		1	1	1	1	3				
	22	S	DAWSON								12	T	PULP (2)										
	23	D	BROADBRIDGE						1		4	M	RYAN										
(1)	24	B	MARTIN						1		5	C	SCUIKER										
(2)	25	C	SEMLER						1		8	M	TANSELL (1)										
(1)	27	B	MUXLOW						1		2	J	WHINNEW (3)										
	29	M	SINCLAIR-ROSS								14	A	YOUNG (4)										
	44	W	LINCHFIELD								15	B	ZAMMIT (5)										
	78	C	GOWER		1	1	1	1	4		45	N	SPECK										
(5)	12	C	DINDLER	1																			
<i>P. Vicker</i>											<i>P. Vicker</i>												
Time Outs						Totals						Time Outs						Totals					
						736319												221-5					

Officials Report

Score: 19 to 5

Referee: P. VICKER Club ALRA

Umpire: DJ MARSHALL Club ALRA

1st Named Team: BURNSIDE

2nd Named Team: WOODVILLE

Match No. 1100000000

Date: 22/5/10

Round: 5

Grade: LEAGUE

Comments:

Won by BURNSIDE

Signified Correct... [Signature]

1st Named Team [Signature]

2nd Named Team [Signature]

White Copy to REGISTRAR Blue Copy to CLUB Yellow Copy to UMPIRES/REFEREES

Umpires/Referees

Signature [Signature]

Signature [Signature]

Score 19 to 5

Name P. VICKER Club ALRA

Name DJ MARSHALL Club ALRA

1st Named Team Burnside 2nd Named Team Woodville

LSA No.	No.	Initials	Surname (In Alphabetical Order)	Penal	Assist	Goals				Total	LSA No.	No.	Initials	Surname (In Alphabetical Order)	Penal	Assist	Goals				Total
						1	2	3	4								1	2	3	4	
	1	A	MURROE								26	S	Abbott								
	6	K	Nicola								20	A	Caldwell								
	7	P	MARSHALL						4		6	J	GRACIE								
	8	K	SANDOW						3		7	S	GUERIN								
	14	S	BROOKS						1		00	D	HALL								
	15	J	HEMPHILL						1		21	L	OSWALD								
	22	S	Dawson						3		12	T	PHILP (2)								3
	23	O	BROADBRIDGE						1		4	M	RYAN								
	24	B	MARTIN						1		5	C	SCHICKER								
	25	C	SEMMLER						1		8	M	TANSELL (1)								1
	27	B	Muxlow						1		2	J	WHINNA (3)								
	29	M	SINCLAIR-ROSS						1		14	A	YOUNG (4)								1
	44	W	LINCHFIELD						1		15	B	ZAMMIT (5)								1
	78	C	GEWER								45	N	SPECK								
	12	C	DINDLER						4												
<i>plickey</i>											<i>plickey</i>										
Time Outs <input checked="" type="checkbox"/>						Totals 7 3 6 3 19					Time Outs <input checked="" type="checkbox"/>						Totals 22 10 5				

Won by Burnside
 Signified Correct...
 1st Named Team [Signature]
 2nd Named Team Richardson

Umpires/Referees
 Signature [Signature] Name plickey Club _____
 Signature [Signature] Name [Signature] Club ALAO
 Signature _____ Name _____ Club _____

Score 19 to 5

Officials Report

Referee: _____
 Time Clock: _____
 Green Card: _____
 Yellow Card: _____
 Red Card: _____
 Correct Scoring Time: _____
 Correct Uniforms: _____
 Comments: _____

Coach's Voting: _____
 Most Valuable Player: _____
 Best Goalkeeper: _____
 Best Defender: _____
 Best Attacker: _____
 Best Goal: _____
 Best Save: _____
 Best Shot: _____
 Best Pass: _____
 Best Tackle: _____
 Best Block: _____
 Best Clear: _____
 Best Headstick: _____
 Best Stick: _____
 Best Overall: _____



1st Named Team Brighton 2nd Named Team Sturt

LSA No.	No.	Initials	Surname (In Alphabetical Order)	Penal	Assist	Goals				Total	LSA No.	No.	Initials	Surname (In Alphabetical Order)	Penal	Assist	Goals				Total
						1	2	3	4								1	2	3	4	
	22	A	Carter						1 ²	4163	78	A	Billing								
	9	T	Freeman						6 ²	2024	49	C	de Mello								
	10	S	Gilbert	T					3	2034	26	M	Falloon	ⓐ	T						
	6	R	Hamilton							2035	41	T	Falloon	T							
	16	S	Hill						5 ¹	2036	31	Ma	Forbes								
	7	E	Lok						1	2037	34	Mi	Forbes								
	21	JAR	Mackinnon							2040	6	N	Geue	ⓑ							
	18	JAS	Mackinnon							2190	69	J	Hommelhoff								
	23	M	Mangan						4 ²	2052	14	R	McAuley	ⓐ							
	19	L	Perham	2					3 ⁴	141	71	M	McPherson	ⓑ							
	20	W	Pickett						5	2068	21	C	Steffe								
	15	T	Raymond							2069	3	A	Stone	ⓐ							
	2	B	Twiggs						-1	2010	33	R	Stone								
	5	H	Walpole							2073	11	B	Tuck								
	17	J	Woodford						2	2966	19	N	Wapper								
						Totals				7108530							Totals				01034

Officials Report

Referee: No Yes

Time Clock: No Yes

Green Card: No Yes

Yellow Card: No Yes

Penal Card: No Yes

Correct Starting Time: No Yes

Correct Referee: No Yes

Comments:

Enquiries: Yes No

Player: No Yes

Official: No Yes

Signature: _____

Won by _____ Umpires/Referees _____ Score 30 to 4

Signified Correct... _____ Signature _____ Name M. Palchen Club _____

1st Named Team Perham Signature _____ Name HARVE Club _____

2nd Named Team McPherson Signature _____ Name _____ Club _____

1st Named Team BRIGHTON

2nd Named Team STURT

LSA No.	No.	Initials	Surname (In Alphabetical Order)	Penal	Assist	Goals				Total	LSA No.	No.	Initials	Surname (In Alphabetical Order)	Penal	Assist	Goals				Total
						1	2	3	4								1	2	3	4	
	22	A	CARTER						1		78	A	BILLING								
	9	T	FREEMAN 4						6		49	C	DE MELLO								
	10	S	GILBERT 2						3		26	M	FALLOON 3								
	6	R	HAMILTON								41	T	FALLOON								
	16	S	HILL 5						5		31	MA	FORBES							2	
	7	E	LOK						1		34	M1	FORBES							1	
	21	JAR	MACKINNON								6	N	GEVE 2								
	18	JAS	MACKINNON								69	J	HOMMELHOFF								
	23	M	MANGAN						4		14	R	MCAULEY 1							1	
	19	L	PERHAM	2					3		71	M	MCPHERSON 4								
	20	W	PICKETT 3						5		21	C	STEFFE								
	15	T	RAYMOND								3	A	STONE 5								
	2	B	TWIGGS								33	R	STONE								
	5	H	WALPOLE								11	B	TUCK								
	17	J	WOODFORD 1						2		19	N	WAPPER								
<i>[Handwritten Signature]</i>																					
Time Outs <input checked="" type="checkbox"/>										Time Outs <input checked="" type="checkbox"/>											
Totals 7 108 5 30										Totals 0 10 3 4											

Won by BRIGHTON

Umpires/Referees

Score 30 to 4

Signified Correct *[Signature]*

Signature *[Signature]*

Name M. Polden Club _____

1st Named Team *[Signature]*

Signature *[Signature]*

Name HARRIE Club _____

2nd Named Team STURT

Signature _____

Name _____ Club _____

Officials Report

Referee: _____
 1st Team: _____
 2nd Team: _____
 Time Clock: _____
 Green Card: _____
 Yellow Card: _____
 Red Card: _____
 Correct Starting Time: _____
 Earned Warnings: _____
 Comments: _____

Coaching Training: _____
 Name: _____
 Club: _____
 Signature: _____

1st Named Team WEST TORRENS

2nd Named Team WOODVILLE

LSA No.	No.	Initials	Surname (In Alphabetical Order)	Penal	Assist	Goals				Total	LSA No.	No.	Initials	Surname (In Alphabetical Order)	Penal	Assist	Goals				Total
						1	2	3	4								1	2	3	4	
	11	A	BLAZ BROOK (5)								26	S	ABBOTT	1							
	8	J	HARLEY (2)				1		1		20	A	CALDWELL								
	6	M	HARLEY		111			1	1		14	M	COOPER (4)	1	1	1	1				2
	22	J	HORTON	11	1						7	S	GUERIN		1						1
	41	S	HORTON								10	C	MANNING (3)								
	13	D	JOHNSTON (1)		1		11	1	3		6	A	MAROTTA (1)	1			111		11	5	
	12	L	LITTLE (4)								16	J	PANGRAZIO					11			2
	35	T	MCDONALD					1	1		12	T	PHILP								
	39	L	RAY								5	C	SCHICKER (5)	1							
	5	B	SIMPSON		11		1		1		21	J	SMITH	1						11	1
	36	R	SIMPSON					1	1		00	L	SOUTHWELL								
	1	R	SMISSEN (3)								18	M	TANSELL								
	40	D	SLOAN								2	J	WHINNEN (2)	1		1			1		2
											15	B	ZAMMIT			1					1
											45	P	ZAMMIT	11							
										Totals											
Time Outs <input checked="" type="checkbox"/>										Time Outs <input checked="" type="checkbox"/>											
Totals - 3 2 3 8										Totals 4 3 3 4 14											

Won by WOODVILLE

Signified Correct

1st Named Team West Torrens

2nd Named Team Woodville

Umpires/Referees

Signature [Signature]

Signature [Signature]

Signature [Signature]

Score 11 to 8

Name M. Casey George Club

Name M. [Signature] Club

Name Club

Officials Report

Umpires: Ref: Time Clock: Ground Care: Yellow Card: Red Card: Correct Starting Time: Correct Uniforms: Comments:

Checked: Match Report: Score: Time: Umpires: Referee: Club: Date: Grade: Round:

1st Named Team West Torrens

2nd Named Team WOODVILLE

LSA No.	No.	Initials	Surname (In Alphabetical Order)	Penal	Assist	Goals				Total	LSA No.	No.	Initials	Surname (In Alphabetical Order)	Penal	Assist	Goals				Total									
						1	2	3	4								1	2	3	4										
	11	A	Wlazbrook								2726	26	S	Abbott																
	8	J	Harley								1328	20	A	Caldwell																
	6	M	Harley									14	M	Cooper (4)																
	22	J	Horton								1336	7	S	Guerin																
	41	S	Horton								1344	10	C	Manning (3)																
	13	D	Johnston									6	A	Marotto (1)		1														
	12	L	Little								3301	16	J	Pangrazio																
	35	T	McDonald								2648	12	T	Philp																
	39	L	Ray								1354	5	C	Snicker (5)																
	5	B	Simpson Simpson								1355	21	J	Smith																
	36	K	Simpson								2262	00	L	Southwell																
	1	RA	Smissen								2263	18	M	Tansell																
	40	D	Sloan								2682	2	J	Whinnen (2)																
	35										1363	15	B	Zammit																
											1364	45	P	Zammit																
						Totals				3	2	3	8							Totals						4	3	3	4	14

Officials Report

Scorers
1st Team Yes No
2nd Team Yes No

Time Clock
Yes No

Green Card
Yes No

Yellow Card
Yes No

Red Card
Yes No

Correct Starting Time
Yes No

Correct Uniforms
1st Team Yes No
2nd Team Yes No

Comments

Coaches' Voting
Most Valuable Player (Senior & U17 Grades Only)

1. Name.....
Club..... No.....

2. Name.....
Club..... No.....

3. Name.....
Club..... No.....

(Both Coaches to sign)
Name..... Club.....
Signature.....
Name..... Club.....
Signature.....

Won by WOODVILLE Umpires/Referees 723 Score 14 to 8

Signified Correct... Signature [Signature] Name MURPHY GORDON Club _____

1st Named Team [Signature] Signature [Signature] Name M BENDALL Club _____

2nd Named Team [Signature] Signature _____ Name _____ Club _____

1st Named Team BURNSIDE 2nd Named Team GLENELG

LSA No.	No.	Initials	Surname (In Alphabetical Order)	Penal	Assist	Goals				Total	LSA No.	No.	Initials	Surname (In Alphabetical Order)	Penal	Assist	Goals				Total
						1	2	3	4								1	2	3	4	
	1	A	MUNROE								15	R	ALLFORD								
	6	K	NICOLA								13	N	BOLTON								
(2)	7	P	MARSHALL						3	(1)	17	G	BRYANT								
(3)	12	C	DINDLER						1	(2)	2	S	GROSSI								
	14	S	BROOLES						1		10	J	HINDS								
	15	J	HEMPHILL							(3)	4	L	ICEESING								
	18	A	PHILLIPS								9	A	LAWMAN								
(1)	22	S	DAWSON						3		11	C	MORTIMER								
(5)	24	B	MARTIN								1	S	MORTIMER								
	25	C	SEMMER							(4)	3	N	MORTON								
	27	B	MUXLOW							(3)	6	S	ROBB								
(9)	29	M	SINCLAIR-ROSS								5	B	ROBINSON								
	32	S	COWNOLLY								8	M	SHEIDOW								
	78	C	GOWER								7	N	SOUTHWELL								
	8	K	SANDOW						1		12	C	WHITE								
<p><i>[Handwritten signature]</i></p>											<p><i>[Handwritten signature]</i></p>										
Time Outs <input checked="" type="checkbox"/>											Time Outs <input checked="" type="checkbox"/>										
Totals -4149											Totals 442-10										

Won by GLENELG

Signified Correct *[Signature]*

1st Named Team *[Signature]*

2nd Named Team *[Signature]*

Umpires/Referees

Signature *[Signature]*

Signature *[Signature]*

Signature *[Signature]*

Score 10 to 9

Name P. VICKEN Club _____

Name S. RETAULICK Club _____

Name _____ Club _____

Officials Report

Scorer: _____

Time Clerk: _____

Comm. Card: _____

Yellow Card: _____

Red Card: _____

Control Starting Time: _____

Correct Uniforms: _____

Comments: _____

Coach's Name: _____

Club: _____

Grade: _____

Round: _____

Date: _____



1st Named Team EAST TORRENS

2nd Named Team BURNSIDE

LSA No.	No.	Initials	Surname (In Alphabetical Order)	Penal	Assist	Goals				Total	LSA No.	No.	Initials	Surname (In Alphabetical Order)	Penal	Assist	Goals				Total				
						1	2	3	4								1	2	3	4					
	16	M	BROWN						1		1	A	MUNRO	11											
	9	N	BROWN								6	K	NICOLA												
	31	T	CASELL								7	P	MARSHALL												
	8	K	DEN OTTER	11					3		8	K	SANDON	11											
	1	K	GIBBS		11				1		12	C	DINDLER												
	11	S	GILL	T							14	S	BROOKES												
	15	B	HARRISON								15	J	HEMPHILL												
	5	C	KIRTON								22	S	DANSON												
	24	B	LANGSTRETH								24	B	MARTIN												
	12	S	PETERSEN						3		25	C	SEMMER												
	17	D	PLATT								27	B	MUXLOW												
	7	M	SMITH	T							29	M	SINCLAIR-ROSS												
	13	G	STEELE	11					2		32	S	CONNOLLY												
	37	S	VICKERY								44	N	LITCHFIELD												
	10	T	VICKERY								78	C	GOWER												
						Totals				10							Totals				22	22	22	22	8

Officials Report

Score: 10 to 8

Umpires/Referees: J. Kipwicks, M. [unclear]

1st Named Team: EAST TORRENS

2nd Named Team: BURNSIDE

Time Outs: [X] [X]

Penal: [X] [X]

Assist: [X] [X]

Goals: [X] [X] [X] [X]

Total: [X] [X] [X] [X]

Comments:

Won by EAST TORRENS Umpires/Referees J. Kipwicks Score 10 to 8

Signified Correct... Signature [Signature] Name J. Kipwicks Club [unclear]

1st Named Team [Signature] Signature [Signature] Name M. [unclear] Club [unclear]

2nd Named Team [Signature] Signature [Signature] Name [unclear] Club [unclear]

1st Named Team BRIGHTON

2nd Named Team WEST TORRENS

LSA No.	No.	Initials	Surname (In Alphabetical Order)	Penal	Assist	Goals				Total	LSA No.	No.	Initials	Surname (In Alphabetical Order)	Penal	Assist	Goals				Total		
						1	2	3	4								1	2	3	4			
	22	A	CARTER		I				I	1		23	A	GLAZBROOK									
	9	T	FREEMAN	I	II		III		I	6	2		8	J	HARLEY								
	10	S	GILBERT	I	I		*		I	1			6	M	HARLEY				I		1		
	6	R	HAMILTON	I			I			1			22	J	HORTON	2	I						
	16	S	HILL							1			41	S	HORTON								
	21	JAR	MAC KINNON										13	D	JOHNSTON	IT							
	18	JAS	MAC KINNON	IT									12	L	LITTLE								
	23	M	MANGAN	II	III		II		I	3	3		14	P	MUNDY								
	15	B	MC CUTCHEON						I	2			30	C	NIZNANSKY					II	2		
	19	L	PERHAM	IT	II		II			3			29	L	RAY								
	20	W	PICKETT	IT	II		I	III		5	2		5	B	SIMPSON								
	4	T	RAYMOND										36	R	SIMPSON				II	I	3		
	2	B	TWIGGS										1	R	SMISSEN								
	5	H	WALFOLD	IT									40	D	SLOAN								
	17	J	WOODFORD		I	II				2	1		32	C	JOHNSTON								
<i>[Signature]</i>											<i>[Signature]</i>												
Time Outs				<input checked="" type="checkbox"/>				Totals 5 6 5 9 25				Time Outs				<input checked="" type="checkbox"/>				Totals 1 2 1 2 6			

Won by BRIGHTON

Umpires/Referees

Score 25 to 6

Signified Correct... *[Signature]*

Signature *[Signature]*

Name P. VICERAY

Club _____

1st Named Team *[Signature]*

Signature *[Signature]*

Name S. RETAULIERE

Club _____

2nd Named Team *[Signature]*

Signature _____

Name _____

Club _____

Officials Report

Referee: _____

Time Clock: _____

Green Card: _____

Yellow Card: _____

Red Card: _____

Correct Starting Time: _____

Correct Uniforms: _____

Comments: _____

Chester Young: _____

1st Named Team BRIGHTON

2nd Named Team WEST TORRENS

LSA No.	No.	Initials	Surname (In Alphabetical Order)	Penal	Assist	Goals				Total	LSA No.	No.	Initials	Surname (In Alphabetical Order)	Penal	Assist	Goals				Total
						1	2	3	4								1	2	3	4	
	22	A	CARTER		I			I		1		23	A	GLAZEBROOK	I						
	9	T	FREEMAN 2	I	II	I	III	I		6	2	8	J	HARLEY							
	10	S	GILBERT	I	I			I		1		6	M	HARLEY 5							1
	6	R	HAMILTON	I				I		1		22	J	HORTON	2	I					
	16	S	HILL					I		1		41	S	HORTON							
	21	JAR	MACKINNON									13	D	JOHNSTON	IT	II					
	18	JAS	MAC KINNON	IT								12	L	LITTLE							
	23	M	MAUGAN	II	III		II	I		3	3	14	P	MUNDY							
	15	B	MCCUTCHEON					I		2		30	C	NIZNANSKY 3					II		2
	19	R	PERHAM 5	IT	I			II		3		31	L	RAY							
	20	W	PICKETT 1	IT	II			III		5	2	5	B	SIMPSON							
	4	T	RAYMOND 4									36	R	SIMPSON 2				II			3
	2	B	TWIGGS 5									40	D	SLOAN 4	IT						
	5	H	WABPOLE	IT								32	C	JOHNSTON							
	17	J	WOODFORD 3		I	II				2		1	R	SMISSON 1							
P. WICKERY											P. WICKERY										
Time Outs <u>1</u>											Time Outs <u>1</u>										
Totals 5 6 5 9 25											Totals 1 2 1 2 6										

Officials Report

Scorers
1st Team Yes No
2nd Team Yes No

Time Clock
Yes No

Green Card
Yes No

Yellow Card
Yes No

Red Card
Yes No

Correct Starting Time
Yes No

Correct Uniforms
1st Team Yes No
2nd Team Yes No

Comments

Coaches' Voting
Most Valuable Player (Senior & U17 Grades Only)
1. Name R. PICKETT
Club RTN No. 20
2. Name R. JOHNSTON
Club W.T. No. 1
3. Name T. FREEMAN
Club RTN No. 9
(Both Coaches to sign)
Name P. Wickery Club W.T.
Signature [Signature]
Name [Signature] Club W.T.
Signature [Signature]

Won by BRIGHTON Umpires/Referees Score 25 to 6
 Signified Correct... Signature P. Wickery Name P. WICKERY Club _____
 1st Named Team Signature [Signature] Name S. RETALICK Club _____
 2nd Named Team Signature _____ Name _____ Club _____



Report from NORTH ADELAIDE Club Date 5/6/12 Round _____ Grade STATE LEAGUE Mens/Womens

1st Named Team NORTH ADELAIDE 2nd Named Team GLENELG

LSA No.	No.	Initials	Surname (In Alphabetical Order)	Penal	Assist	Goals				Total	LSA No.	No.	Initials	Surname (In Alphabetical Order)	Penal	Assist	Goals				Total		
						1	2	3	4								1	2	3	4			
42	B		ALFORD								13	N	BOLTON (2)									1	
1	C		BARKER								17	G	BRYANT										
35	D		BROWN								2	S	GROSSI (3)										
18	B		CHARLES								10	J	HINDS (1)										
12	R		GASPARI (3)						3		4	L	KEESING									1/1	
26	S		GILBERT (5)								9	A	LAWMAN									3	
0	B		HANCOCK						1		11	C	MORTIMER (5)										
27	A		KILFORD						1/1		3	N	MORTON									2	
15	T		MORRIS								7	DA	NANGLE										
7	L		ROBERTS (4)								16	DA	NANGLE (4)										
14	D		ROBERTSON								6	S	ROBB									1/2	
3	B		SHELDON (2)								5	B	ROBINSON									2	
24	C		TUCKER						1/3		8	M	SHELDON										
22	N		TWISK						2		12	C	WHITE										
33	H		WIRTH (1)								1	S	MORTIMER (5)									3	
Totals										Totals													
Time Outs <input checked="" type="checkbox"/>										Time Outs <input type="checkbox"/>													
3										0													
1										3													
20										27													
6										12													

Officials Report

Scorers
 1st Team Yes No
 2nd Team Yes No

Time Clock
 Yes No

Green Card
 Yes No

Yellow Card
 Yes No

Red Card
 Yes No

Correct Starting Time
 Yes No

Correct Uniforms
 1st Team Yes No
 2nd Team Yes No

Comments

Coaches' Voting
 Most Valuable Player (Senior & U17 Grades Only)

1. Name J. HINDS
 Club GLE No. 10

2. Name B. SHELDON
 Club NAC No. 3

3. Name N. BOLTON
 Club GLE No. 13

(Both Coaches to sign)
 Name Paul Club NAC
 Signature [Signature]

Name [Signature] Club GLE
 Signature [Signature]

Won by GLENELG Score 12 to 6
 Signified Correct...
 1st Named Team Daniel Reed Umpires/Referees
 2nd Named Team [Signature] Signature [Signature] Name M. Poldrey Club _____
 Signature _____ Name P. McCoskey Club _____
 Signature _____ Name _____ Club _____

White Copy to REGISTRAR Blue Copy to CLUB Yellow Copy to UMPIRES/REFEREES





Report from Woodville Club Date 19.6.10 Round _____ Grade League

1st Named Team Woodville 2nd Named Team Brighton

LSA No.	No.	Initials	Surname (In Alphabetical Order)	Penal	Assist	Goals				Total	LSA No.	No.	Initials	Surname (In Alphabetical Order)	Penal	Assist	Goals				Total
						1	2	3	4								1	2	3	4	
	26	S	Abbott.								22	A	Carter				11	11			5
	20	A	Caldwell								16	B	Edwards.				11		11		4
	14	M	Cooper								9	T	Freeman								
	7	S	Quezin						1		10	S	Gilbert (3)							11	3
	35	A	Marotto (2)						3		6	R	Hamilton								
	16	J	PanGrazio	11							21	Jar	Mackinnon								
	12	T	PhilP								8	Jos	Mackinnon								
	4	M	RYAN								15	B	M'cutcheon (5)				11			11	4
	5	C	Schicker (4)								23	M	Mangan (2)						11	11	2
	1	J	Smith								19	L	PeetHAM (4)								3
	00	L	Southwell								20	W	Pickett								3
	8	M	Tansell (2)								5	L	PRIDHAM								1
	2	J	Whinnen (5)								4	T	Raymond.								
	15	B	ZAMMIT (3)								2	B	Twigg								
	45	P	ZAMMIT								17	J	Woodford (1)								3
	29	J	BACHI										Knock in								
						Totals 2 1 0 1 4										Totals 6 10 8 9 3					

Won by Brighton
 Signified Correct
 1st Named Team M. Richardson
 2nd Named Team Woodville

Umpires/Referees
 Signature [Signature]
 Signature [Signature]
 Signature _____

Score 4 to 33
 Name M. Cutt Club _____
 Name P.J. Macrossen Club _____
 Name _____ Club _____

Officials Report

Goalkeepers
 1st Team: Yes No
 2nd Team: Yes No

Time Clock
 Yes No

Green Card
 Yes No

Yellow Card
 Yes No

Red Card
 Yes No

Correct Starting Time
 Yes No

Correct Uniforms
 1st Team: Yes No
 2nd Team: Yes No

Comments

Coach's Voting
 Not Available: Yes No
 Coach's Voting: Yes No

Signature: [Signature]

1st Named Team WEST TORRENS

2nd Named Team STURT

LSA No.	No.	Initials	Surname (In Alphabetical Order)	Penal	Assist	Goals				Total	LSA No.	No.	Initials	Surname (In Alphabetical Order)	Penal	Assist	Goals				Total
						1	2	3	4								1	2	3	4	
	10	A	BOGHOSIAN						1		19	N	WAPPER								1
	23	A	GLAZBROOK								33	R	STONE								3
	8	J	HARLEY (1)						1		49	C	De Mello (4)								
	6	M	HARLEY						1		71	M	McPHERSON (5)								
	22	J	HORTON (2)						9		31	MA	FORBES								1
	13	D	JOHNSON						1		11	B	TUCK (2)								1
	32	C	JOHNSON								34	M	FORBES (3)								2
	12	K	KITTLE (5)								12	R	McInnes								
	18	C	NONANSKY (4)						5		6	M	Geue (1)								
	17	C	RAHE (3)						4		26	M	FALLOON								
	39	L	RAY								22	P	FALLOON								
	5	B	SIMPSON						1		78	A	BILLING								1
	36	R	SIMPSON						1		14	R	McAULEY								1
	1	R	SMISSEN								7	C	STEFFE								
	40	D	SLOAN																		
						Totals				45							Totals				11259

Officials Report

Scorers
1st Team Yes No
2nd Team Yes No

Time Clock
Yes No

Green Card
Yes No

Yellow Card
Yes No

Red Card
Yes No

Correct Starting Time
Yes No

Correct Uniforms
1st Team Yes No
2nd Team Yes No

Comments

Coaches' Voting
Most Valuable Player (Senior & U17 Grades Only)
1. Name: J. ...
Club: STURT No. 8
2. Name: N. Geue
Club: STURT No. 26
3. Name: Horton
Club: WT No. 22
(Both Coaches to sign)
Name: M. ... Club: WT
Signature: [Signature]
Name: [Signature] Club: [Signature]
Signature: [Signature]

Won by WEST TORRENS
Signified Correct...
1st Named Team [Signature]
2nd Named Team [Signature]

Umpires/Referees
Signature [Signature]
Signature [Signature]
Signature [Signature]

Score 24 to 9
Name [Signature] Club [Signature]
Name [Signature] Club [Signature]
Name [Signature] Club [Signature]

1st Named Team GLENGRIG 2nd Named Team ETP

LSA No.	No.	Initials	Surname (In Alphabetical Order)	Penal	Assist	Goals				Total	LSA No.	No.	Initials	Surname (In Alphabetical Order)	Penal	Assist	Goals				Total					
						1	2	3	4								1	2	3	4						
1371	13	N	BOLTON	(5)	I						5	16	M	BROWN							1					
1373	17	G	BRYSON	(5)	IT							9	N	BROWN												
1383	18	S	DINNING									31	T	CASSILL							1					
4457	2	S	GRASSI	(1)								8	K	DENOTTI		II		I			2					
2173	10	J	HINDS						I		2	1	K	GLASS							1					
4570	4	L	KESING						I			11	S	GILL							1					
2523	9	A	LAWMAN						I	II	3		27	S	GILL						1					
1416	1	S	MORTIMER	(4)							2		5	C	KIRTON											
1419	3	N	MORTON	(2)					II	I	4		24	VS	HARGREDA											
1423	16	DY	NANGLE	(3)									28	C	HINDMAN											
1428	6	S	ROSS						III	II	5	3	12	S	PETUSON		II				1					
2012	5	B	ROBINSON								4	17	MS	SMITH												
2537	11	J	SEARLE								1	13	G	SPER			II		III		5					
1442	7	N	SOUTHWELL										37	S	VICKROY											
1452	12	C	WHITE										10	T	VICKROY											
Time Outs						Totals				55	5	16	Time Outs						Totals				63	1	3	13

Won by GLENGRIG Umpires/Referees [Signature] Score 16 to 13
 Signified Correct... [Signature] Signature [Signature] Name KUPERS Club [Signature]
 1st Named Team [Signature] Signature [Signature] Name M BONDALL Club [Signature]
 2nd Named Team [Signature] Signature [Signature] Name D T MCDONNELL Club ALBA

Officials Report

Scorer
 Referee
 Time Clock
 Green Card
 Yellow Card
 Red Card
 Corner Starting Time
 Corner End Time
 Comments

1st Named Team GLENELG

2nd Named Team EAST TORRENS

LSA No.	No.	Initials	Surname (In Alphabetical Order)	Penal	Assist	Goals				Total	LSA No.	No.	Initials	Surname (In Alphabetical Order)	Penal	Assist	Goals				Total
						1	2	3	4								1	2	3	4	
	13	N	Bolton	T							16	M	BROWN								1
	7	L	BRYANT	T+1							9	N	BROWN								
	8	S	Dinning								31	T	CASSELL								1
	2	S	GROSSI								8	K	DENDTTER								2
	10	T	Hinds						1		1	K	GIBBS								1
	4	L	Keesing						1		11	S	GILL								1
	9	A	Lawman						3		27	Si	GILL								1
	1	G	Mortimer						2		5	C	KIRTON								
	3	N	Morton						4		24	B	LANGSTRETH								
	16	D	Nangle	*							28	C	LINDNER								
	6	S	ROBD						5		12	S	PETERSEN								1
	5	B	ROBINSON								17	MT	SMITH								1
	4	T	SEARLE								13	G	STEELE								1
	7	N	SOUTHWELL								37	S	VICKERY								1
	12	C	WHITE								10	T	VICKERY								
<i>[Signature]</i>										<i>[Signature]</i>											
Time Outs <u> </u> <u> </u>										Time Outs <u> </u> <u> </u>											
Totals <u>5</u> <u>5</u> <u>1</u> <u>5</u> <u>16</u>										Totals <u>6</u> <u>3</u> <u>1</u> <u>3</u> <u>13</u>											

Officials Report

Referee: No. No.

Time Clock: No. No.

Green Card: No. No.

Yellow Card: No. No.

Red Card: No. No.

Conduct Starting Time: No. No.

Conduct Uniforms: No. No.

Comments:

Coach's Rating: No. No.

Referee's Rating: No. No.

Umpire's Rating: No. No.

Timekeeper's Rating: No. No.

Scorekeeper's Rating: No. No.

Official's Signature: _____

Won by Glenelg Umpires/Referees [Signature] Score 16 to 13

Signified Correct... [Signature] Signature [Signature] Name KIPLOK S Club

1st Named Team [Signature] Signature [Signature] Name M BENDALL Club

2nd Named Team [Signature] Signature [Signature] Name D J McWILLIAMS Club ALBA

1st Named Team BURNSIDE 2nd Named Team NTU ADEL

LSA No.	No.	Initials	Surname (In Alphabetical Order)	Penal	Assist	Goals				Total	LSA No.	No.	Initials	Surname (In Alphabetical Order)	Penal	Assist	Goals				Total
						1	2	3	4								1	2	3	4	
(7)	1	A	MUNROE	"							42	B	ALFORD	"	T						
	6	K	NICOLA		"						1	C	BARKER								
(2)	7	P	MARSHALL		"	"	"	"	7		35	D	BROWN								1
	12	C	DINDLER		"						12	R	MASPARI	"	T						
	14	S	BROOKES		"	"		"	3		0	B	HANCOCK		"	"					1
	18	N	MUXLOW		"						27	A	KILFERD								
(4)	22	S	DAWSON		"	"	"	"	4		15	T	MORRIS								
	24	B	MARTIN	"		"					7	L	ROBERTS		"						
(1)	25	C	SEMMER	T							11	N	RYAN								
(5)	27	B	MUXLOW								19	A	SEWELL								
	44	W	LINCHFIELD	"							3	B	SHILDON	"	T						
	78	C	GOWER			"			1		24	C	TUCKER								
	21	J	GOODRIDGE								22	N	TWISK					"	"	"	4
	144	K	MARTIN								36	H	WIRTH	"	"						
	23	D	BROADBRIDGE	T							2	S	GILBERT	"	"						
Dawson										Dawson											
Time Outs <input checked="" type="checkbox"/>										Time Outs <input checked="" type="checkbox"/>											
Totals 3 4 3 6 16										Totals 1 2 1 2 6											

Won by BURNSIDE
 Signified Correct [Signature]
 1st Named Team [Signature]
 2nd Named Team [Signature]

Umpires/Referees
 Score 16 to 6
 Signature [Signature] Name GARRIE M. Club ALRA
 Signature [Signature] Name P. VICKERY Club
 Signature [Signature] Name R. MOLLISON Club SWERS

Officials Report

Support
 1st Team Yes No
 2nd Team Yes No

Time Clock
 Yes No

Green Card
 Yes No

Yellow Card
 Yes No

Red Card
 Yes No

Correct Starting Time
 Yes No

Correct Informs
 1st Team Yes No
 2nd Team Yes No

Comments

Coaching Notes
 1st Team
 2nd Team



1st Named Team BURNSIDE

2nd Named Team WEST TORRENS

LSA No.	No.	Initials	Surname (In Alphabetical Order)	Penal	Assist	Goals				Total	LSA No.	No.	Initials	Surname (In Alphabetical Order)	Penal	Assist	Goals				Total																		
						1	2	3	4								1	2	3	4																			
2	1	A	MUNROE	T							12	L	5 LITTLE																										
	6	IL	NICOLA		1				1		13	D	JOHNSON	TT							1																		
	7	P	MARSHALL		1				2		35	J	HORTON	T																									
	12	C	DINDLAR			1			2		6	M	HARLEY																										
4	14	S	BROOKES	T		1			3		25	J	4 HARLEY	TT																									
2	18	N	MUXLOW	T							32	C	3 JOHNSON								1																		
	22	S	DAWSON		1				1		19	A	BOGNOSIA								1																		
5	23	O	BROADBRIDGE						3		9		PLP																										
	24	B	JACOBSON						1		5	D	SIMPSON																										
	25	C	SEMMER		1						23	A	2 GLASBROOK																										
1	27	B	MUXLOW	TT							36	R	SIMPSON	1																									
	44	W	LINCHFIELD	T							18	C	NILNANSKY								2																		
	78	C	GOWER								40	D	SLOAN																										
	21	J	GOODRIDGE						1		39	L	RAY	1																									
	116	IL	MARTIN								9	C	1 DRAHE								4																		
											1	R	SIMPSON																										
<i>[Signature]</i>										<i>[Signature]</i>																													
Time Outs										Totals 2 3 4 5 14										Time Outs										Totals 3 1 2 2 8									

Won by BURNSIDE
 Signified Correct... [Signature]
 1st Named Team [Signature]
 2nd Named Team [Signature]

Umpires/Referees Score 14 to 8
 Signature [Signature] Name M. Polder Club _____
 Signature _____ Name M. Hagan Club _____
 Signature _____ Name _____ Club _____

Officials Report

Accident

Time Clock

Green Card

Yellow Card

Red Card

Correct Starting Time

Correct Offences

Comments _____

1st Named Team STURT

2nd Named Team NORTH ADELAIDE

LSA No.	No.	Initials	Surname (In Alphabetical Order)	Penal	Assist	Goals				Total	LSA No.	No.	Initials	Surname (In Alphabetical Order)	Penal	Assist	Goals				Total											
						1	2	3	4								1	2	3	4												
	6	N	Coole	IT							42	B	ALFORD	TT		I	I			II	4											
	7	C	Steph								1	C	BARKER			II	II	II	I		5 1/2											
	11	B	Tock						I		35	D	BROWN	TTI	II	II					2 1/2											
	14	R	McAuley						2 1/2		12	R	GASPARI		III				I	I	1 1/2											
	19	N	Wapper		I				2		0	B	HANCOCK																			
	26	M	Falloon	IIII					2		27	A	KILFORD		III				II	IIII	6 1/2											
	31	M	Forbes	T	II				1 1/2		20	P	MC CONNELL																			
	33	R	Stone	TIII							15	T	MORRIS																			
	34	M	Forbes	TII					1		7	L	ROBERTS																			
	41	M	Blair								10	N	RYAN																			
	49	C	Demello								19	A	SEWELL	T							1 1/2											
	70	J	Breda								3	B	SHELDON								1 1/2											
	71	M	McLHERON								22	N	TWISK		II	I			I	I	3 1/2											
	73	T	Brown								26	H	WIRTH																			
											18	B	CHARLES (IH)	TT																		
Time Outs <input checked="" type="checkbox"/>											Totals											Totals										
1 2 3 1 7											6 5 7 4 27																					

Officials Report

Substitutes

Time Clock

Green Card

Yellow Card

Red Card

Correct Starting Time

Correct Uniforms

Comments

Won by NORTH ADELAIDE
 Signified Correct...
 1st Named Team Jeane Tofts
 2nd Named Team David Rankin

Umpires/Referees
 Signature [Signature]
 Signature [Signature]
 Signature [Signature]

Score 22 to 7
 Name J KAPLOKS Club ALRA
 Name PS MCCONACHY Club ALRA

1st Named Team ETP

2nd Named Team Woodville

LSA No.	No.	Initials	Surname (In Alphabetical Order)	Penal	Assist	Goals				Total	LSA No.	No.	Initials	Surname (In Alphabetical Order)	Penal	Assist	Goals				Total
						1	2	3	4								1	2	3	4	
	16	M	Brown								20	S	Abbott ②	11							
	31	T	CASSELL								20	A	Caldwell ④	T							
	8	K	Den Otter	T							24	M	Cooper								11
	1	K	Gibbs			1			1		7	S	Guerin	T							
	11	S	Gill										A Marotto								
	27	S	GILL								16	J	Panagrazio	12							
	5	C	Kirton								12	T	Philp	T							
	14	B	Langstreth	T							4	M	Ryan ①								
	28	C	Linder								5	C	Schicker	T							
	12	S	Peterson								1	J	Smith								
	17	D	Platt										Southwell								
	7	MT	Smith								8	M	Tansell ②								
	13	G	Steele								2	J	Whinnan								
	37	S	Vickery								15	B	ZAMMIT ⑤								
	10	T	Vickery								45	P	ZAMMIT								
											23	J	BAGHI								
											14	A	Young								
						Totals 5 3 3 15										Totals 20 0 3 5					

Time Outs 1/1

Time Outs 1/1

Won by ETP
 Signified Correct ETP
 1st Named Team ETP
 2nd Named Team Woodville

Umpires/Referees
 Signature [Signature] Name M. Campbell Club
 Signature [Signature] Name Campbell Club
 Signature Name Club

Score 15 to 5

Officials Report

Scorers
 1st Team Yes No
 2nd Team Yes No

Time Clock
 Yes No

Green Card
 Yes No

Yellow Card
 Yes No

Red Card
 Yes No

Correct Starting Time
 Yes No

Correct Uniforms
 1st Team Yes No
 2nd Team Yes No

Comments

Coaches' Voting
 Most Valuable Player (Senior & U17 Grades Only)
 1. Name
 Club No
 2. Name
 Club No
 3. Name
 Club No
 (Both Coaches to sign)
 Name Club
 Signature
 Name Club
 Signature

1st Named Team BRIGHTON

2nd Named Team GLENERG

LSA No.	No.	Initials	Surname (In Alphabetical Order)	Penal	Assist	Goals				Total	LSA No.	No.	Initials	Surname (In Alphabetical Order)	Penal	Assist	Goals				Total
						1	2	3	4								1	2	3	4	
	22	A	CARTER							5	1371	13	N	BOLTON							
	16	B	EDWARDS								1373	17	G	BRYANT							
	9	T	FLANNERY							2	4439	2	S	GROSSI (3)							
	10	S	GILBERT								2173	10	J	HINDS (2)							
	6	R	HAMILTON								4070	4	L	KESING							
	21	JAR	MACKINNON								2523	9	A	LAWMAN							3
	18	JAS	MACKINNON 3								1413	11	C	MORTIMER							
	15	B	M'COUTCHEON							1	416	1	S	MORTIMER - (3)							1
	23	M	MANEAM							2	1419	3	N	MORTON - (3)							1
	19	L	PERHAM 5							2	1423	16	DY	NANGLE - (1)							
	20	W	PICKETT 2							3	1428	6	S	ROBBS (4)							5
	5	L	PRIDAM								2012	5	B	ROBINSON							
	4	T	RAYMOND								1436	8	M	SHELDON							
	2	B	TWISS 1								1442	7	N	SOUTHWELL							
	17	J	WOODFOLD 4								1452	12	C	WHITE							
<i>P. Vickery</i>											<i>P. Vickery</i>										
Time Outs <input checked="" type="checkbox"/>											Time Outs <input checked="" type="checkbox"/>										
Totals 5 2 2 6 15											Totals 3 4 1 2 10										

Officials Report

Score: 15 to 10

1st Named Team: BRIGHTON

2nd Named Team: GLENERG

Umpires/Referees:
 Signature: P. Vickery Name: P. VICKERY Club: _____
 Signature: [Signature] Name: [Signature] Club: _____

Signified Correct: [Signature]

1st Named Team: [Signature]

2nd Named Team: [Signature]

Time Out: [Signature]

Green Card: _____

Yellow Card: _____

Red Card: _____

Cancel Starting Time: _____

Cancel Entrance: _____

Comments: _____

Won by BRIGHTON

Signified Correct... [Signature]

1st Named Team [Signature]

2nd Named Team [Signature]

1st Named Team BRIGHTON

2nd Named Team GLENELL

LSA No.	No.	Initials	Surname (In Alphabetical Order)	Penal	Assist	Goals				Total	LSA No.	No.	Initials	Surname (In Alphabetical Order)	Penal	Assist	Goals				Total		
						1	2	3	4								1	2	3	4			
	22	A	CARTER	5		"	"	"	5		13	N	BOLTON	1									
	16	B	EDWARDS	1							17	G	BRYANT										
	9	T	FREEMAN					"	2		2	S	GROSSI	3									
	10	S	GILBERT								10	J	HINDS	2									
	6	R	HAMILTON								4	L	KEESING		1						1		
	21	JAR	MACKINNON	3	1				1		9	A	LAWMAN		1	1	"				3		
	18	JAS	MACKINNON	1							11	C	MORTIMER	5									
	15	B	MCCOUTCHEON		"	1			1/2		1	S	MORTIMER	5	1						1/1		
	23	M	MANGAN	1	"		1	1	2/2		3	N	MORTON	5	1	"					1/3		
	19	L	PERHAM	5	"	"			2/3		16	D	NANGLE	1									
	20	W	PICKETT	2		"	1		3		6	S	ROBB	4		"	1	"			5		
	5	L	PRIDHAM								5	B	ROBINSON		1						1		
	4	T	RAYMOND								8	M	SHEDDEN										
	2	B	TWIGGS	1	1						7	N	SOUTHWELL										
	17	J	WOODFORD	5	4						12	C	WHITE										
<i>P. Vickery</i>										<i>P. Vickery</i>													
Time Outs						Totals						Time Outs						Totals					
						5 2 2 6 15												3 4 1 2 10					

Won by BRIGHTON
 Signified Correct...
 1st Named Team Woodford
 2nd Named Team [Signature]

Umpires/Referees
 Signature [Signature]
 Signature [Signature]
 Signature [Signature]

Score 15 to 10
 Name P. VICKERY Club _____
 Name HARRIE Club _____
 Name _____ Club _____

Officials Report

Referee: _____
 Umpire: _____
 Time Check: _____
 Game Clock: _____
 Yellow Card: _____
 Red Card: _____
 Correct Starting Time: _____
 Correct End Time: _____
 Comments: _____



1st Named Team BRIGHTON

2nd Named Team ETP

LSA No.	No.	Initials	Surname (In Alphabetical Order)	Penal	Assist	Goals				Total	LSA No.	No.	Initials	Surname (In Alphabetical Order)	Penal	Assist	Goals				Total
						1	2	3	4								1	2	3	4	
	22	A	CARTER	5	IT	1	111			3/1		16	M	BROWN							
	16	B	EDWARDS	1								9	N	BROWN	11						
	9	T	FREEMAN	1		1			1			31	T	CASSIDY	1	IT	1	1	11	4/1	
	10	S	GILBERT	2	IT1							8	K	DEN OTTER			11				2
	6	R	HAMILTON	1								1	K	GIBBS	111						
	21	JAR	MACKINNON									11	SC	GILL	4	11		1		11/2	
	18	JAS	MACKINNON	3	111		1		1			27	SI	GILL							
	15	B	MCCUTCHEON		11	1			1/2			5	C	KIRTON							
	23	M	MANGAN	1	IT1	1	1111	1	7/1			14	B	LANGSTROTH	12						
	19	L	PERHAM	4	IT2	11	1		3/2			28	C	LINDNER							
	20	W	PICKETT	1			1	1	2			12	S	PETERSON	5	1		1	11	3/1	
	4	T	RAYMOND									17	MT	SMITH							
	5	H	WALPOLE									13	G	STEELE	3	IT1		1	11	3	
	17	J	WOODFORD									37	S	VICKERY	2	T					
												10	T	VICKERY							
										<p>Totals 6 6 4 2 18 Time Outs <input checked="" type="checkbox"/> <input checked="" type="checkbox"/> Totals 3 1 3 6 13</p>											

Won by BRIGHTON
 Signified Correct. [Signature]
 1st Named Team [Signature]
 2nd Named Team [Signature]

Umpires/Referees
 Signature [Signature] Name Campbell Club _____
 Signature [Signature] Name Polder Club _____
 Signature _____ Name _____ Club _____

Score 18 to 13

Officials Report

Score: _____
 Time: _____
 Green Card: _____
 Yellow Card: _____
 Red Card: _____
 Contact Starting Time: _____
 Contact Line: _____
 Contact: _____
 Comments: _____

1st Named Team

WEST TORRENS

2nd Named Team

NORTH ADELAIDE

LSA No.	No.	Initials	Surname (In Alphabetical Order)	Penal	Assist	Goals				Total	LSA No.	No.	Initials	Surname (In Alphabetical Order)	Penal	Assist	Goals				Total
						1	2	3	4								1	2	3	4	
	13	D	JOHNSON (5)	1							42	B	ALFORD (4)	1							
	6	M	HARLEY	11							1	C	BARKER								
	41	S	HORTON								35	D	BROWN (2)		1		11			1	3
	39	L	RAY								18	B	CHARLES	T							
	5	OP	RATHE (4)	11	11						12	R	GASPARI	1					11		4
	18	A	BOGOSIAC			1			1		27	A	KILFORD	T							
	36	R	SIMPSON								20	P	MCCONNELL		111						1
	40	D	SLOAN	1							15	T	MORRIS								1
	19	S	HARLEY				1		1		7	L	ROBERTS								1
	32	J	HORTON (3)	11	1	11	11		5		19	A	SEWELL								
	1	R	SMISSEN (1)								3	B	STELDON (3)			1					1
	8	C	NIZNANSKI				1		2		24	C	TUCKER (5)				11				3
	23	A	GLAZAROV (2)	1							22	N	TWISK		11						
	32	C	JOHNSON	111							26	H	WIRTH (1)								
<i>[Signature]</i>										<i>[Signature]</i>											
Time Outs <u>1</u>										Time Outs <u>1</u>											
Totals <u>24</u> <u>2</u> <u>1</u> <u>9</u>										Totals <u>3</u> <u>2</u> <u>3</u> <u>5</u> <u>13</u>											

Won by

North Adelaide

Umpires/Referees

Score 13 to 9

Signified Correct...

Signature [Signature] Name R. BAKER Club _____

1st Named Team

Signature [Signature] Name [Signature] Club _____

2nd Named Team

[Signature]

Signature _____ Name _____ Club _____

Officials Report

Referee: _____

Time Clock: _____

Green Card: _____

Yellow Card: _____

Red Card: _____

Correct Starting Time: _____

Correct Uniforms: _____

Comments: _____

Coach's Marking: _____



1st Named Team BURNSIDE 2nd Named Team BRIGHTON

LSA No.	No.	Initials	Surname (In Alphabetical Order)	Penal	Assist	Goals				Total	LSA No.	No.	Initials	Surname (In Alphabetical Order)	Penal	Assist	Goals				Total
						1	2	3	4								1	2	3	4	
	6	K	NICOLA	1							6	S	BILLSBOROUGH								
	7	P	MARSHALL 2	"	1	1	"	"	4/1		23	P	BROWN	1	1						7
	8	K	SANDOW	T							16	B	EDWARDS 4								
	14	S	BROOKES 4	T	"	1			1/2		18	M	FUSS								
	18	N	MUXLOW 5	"		1	"		2		10	S	GILBERT 1	1	1	1	1	1	1	3/1	
	22	S	DAWSON 5		1			1	1/1		2	S	HILL				1			1	
	24	D	MARTIN			1			1		7	E	LOK	1		"	1	1	1	4	
	25	C	SEMMLER	1							21	JAR	MACKINNON 3								
	27	B	MUXLOW 1	1							15	B	MCCUTCHEON 2		"		1			1/1	
	44	W	LITCHFIELD								20	L	PRIDHAM				1	"	1	4	
	11	A	PHILLIPS								4	T	RAYMOND	1							
	21	J	GOODRIDGE			1			1		22	D	SHINNICK								
	144	K	MARTIN								19	C	TERRY								
	15	B	JACOBSON	T							5	H	WARPOLE								
	78	C	GOWER					1	1		17	J	WOODFORD 5								
Totals										Totals											
Time Outs <u>1</u>										Time Outs <u>1</u>											
Totals 2 3 3 3 11										Totals 3 4 3 3 13											

Won by BRIGHTON
 Signified Correct... [Signature]
 1st Named Team [Signature]
 2nd Named Team [Signature]

Umpires/Referees
 Signature [Signature] Name R. Morrison Club DLRA
 Signature [Signature] Name I. Marchesay Club WLC

Score 13 to 11

Officials Report

Secretary: No Yes

Time Check: No Yes

Ground Check: No Yes

Referee Check: No Yes

Red Card: No Yes

Correct Starting Time: No Yes

Correct Performance: No Yes

Comments:

Coaching: No Yes

Player: No Yes

Signature: _____

1st Named Team NORTH ADELAIDE 2nd Named Team WOODVILLE

LSA No.	No.	Initials	Surname (In Alphabetical Order)	Penal	Assist	Goals				Total	LSA No.	No.	Initials	Surname (In Alphabetical Order)	Penal	Assist	Goals				Total
						1	2	3	4								1	2	3	4	
	1	C	BARKER								26	S	ABBOTT								
	35	D	BROWN						1		24	J	BAGHAM (4)								1
	18	B	CHARLES						1		2	A	CALDWELL								
	12	R	GASPARI						1		35	A	MARRATO (5)								2
	2	S	GILBERT								21	C	MORGANTE-FOX								
	27	A	KILFORD								16	J	PANGRAZIO								
	3		HANCOCK								12	G	PAULL								
	20	P	MCCONNELL						1		5	C	SCHICKER (1)								
	15	T	MORRIS								00	L	SOUTHWELL								
	7	L	ROBERTS								8	M	TANSELL (3)								1
	10	N	RYAN						1		2	J	WHINNEN								
	19	A	SEWELL						1		14	A	YOUNG								
	24	C	TUCKER						5		15	B	ZAMMITT								2
	22	N	TWISK						1		45	P	ZAMMITT (2)								1
	26	H	WIRTH																		
										<div style="display: flex; justify-content: space-between;"> Time Outs <input checked="" type="checkbox"/> Totals 3 3 4 2 12 Time Outs <input checked="" type="checkbox"/> Totals 4 1 3 7 </div>											

Won by NORTH ADELAIDE Umpires/Referees Score 12 to 7
 Signified Correct... Signature [Signature] Name HARRIE Club _____
 1st Named Team Signature [Signature] Name JO TOOGOOD Club ALSA
 2nd Named Team Signature _____ Name _____ Club _____

Officials Report

Scorers
 1st Team Yes No
 2nd Team Yes No

Time Clock
 Yes No

Green Card
 Yes No

Yellow Card
 Yes No

Red Card
 Yes No

Correct Starting Time
 Yes No

Correct Uniforms
 1st Team Yes No
 2nd Team Yes No

Comments

Coaches' Voting
 Most Valuable Player
 (Senior & U17 Grades Only)

1. Name _____ Club _____ No _____
 2. Name _____ Club _____ No _____
 3. Name _____ Club _____ No _____

(Both Coaches to sign)
 Name _____ Club _____
 Signature _____
 Name _____ Club _____
 Signature _____



1st Named Team BRIGHTON 2nd Named Team NORTH ADELAIDE

LSA No.	No.	Initials	Surname (In Alphabetical Order)	Penal	Assist	Goals				Total	LSA No.	No.	Initials	Surname (In Alphabetical Order)	Penal	Assist	Goals				Total
						1	2	3	4								1	2	3	4	
	22	A	CARTER	4		1				5		42	B	ALFORD							
	16	B	EDWARDS									1	C	BARKER	✓						
	18	M	FUSS									35	D	BROWN	1	T	1	1	1	1	4
	10	S	GILBERT				1			1		18	B	CHARLES	1						
	6	R	HAMILTON	1						1		12	R	GASPARI	5	1					1
	2	S	HILL									27	A	KILFORD							
	7	E	LOK		IT					1		20	P	MCCONNELL			1				4
	21	JAC	MAC KINNON	2								15	T	MORRIS							
	15	B	MCCUTCHEON			1				2/3		7	L	ROBERTS	4						
	23	M	MANGAN	5	1		1			4/1		10	N	RYAN							
	20	L	PRIDHAM									3	B	SHELDON	1						1
	4	T	RAYMOND									19	A	SEWELL							1
	19	D	SHINNICK									24	C	TUCKER							1
	5	H	WALPOLE	3								22	N	TWISK			1				1/2
	17	J	WOODFORD	2	T					1		26	H	WIRTH	2						
						Totals											Totals				
Time Outs						2 4 2 7 15					Time Outs						3 4 2 2 11				

Won by BRIGHTON Umpires/Referees Score 15 to 11
 Signified Correct... [Signature] Signature [Signature] Name M BENDALL Club _____
 1st Named Team [Signature] Signature _____ Name M HOGAN Club WLC
 2nd Named Team [Signature] Signature _____ Name S RETALLICK Club _____

Officials Report

Secretary
 Time Clock
 Green Card
 Yellow Card
 Red Card
 Correct Starting Time
 Correct End Time
 Correctly Scored
 Correctly Signed
 Correctly Signed
 Correctly Signed



Report from NORTH ADELAIDE Club Date 31/07/10 Round 12 Grade LEAGUE STATE Mens ~~Women's~~

1st Named Team BRIGHTON

2nd Named Team NORTH ADELAIDE

LSA No.	No.	Initials	Surname (In Alphabetical Order)	Penal	Assist	Goals				Total	LSA No.	No.	Initials	Surname (In Alphabetical Order)	Penal	Assist	Goals				Total										
						1	2	3	4								1	2	3	4											
	22	A	CARTER							5/11	42	B	ALFORD																		
	16	B	EDWARDS								1	C	BARKER (5)																		
	18	M	FUSS								35	D	BROWN (1)										4								
	10	S	GILBERT							1	18	B	CHARLES																		
	6	R	HAMILTON							1	12	R	GASPARI (5)										1								
	2	S	HILL								27	A	KILFORD																		
	7	E	LOK							1	7	F	ROBERTS																		
	21	JAR	MAC KINNON								20	P	MCCONNELL										4								
	13	B	MCCUTCHEON							2/3	15	T	MORRIS																		
	23	M	MANGAN							4	7	L	ROBERTS (4)																		
	20	L	FRIDHAM								10	N	RYAN																		
	4	T	RAYMOND								3	B	SHELDON										1								
	19	D	SHINNICK								19	A	SEWELL										1								
	5	H	WALPOLE								24	C	TUCKER																		
	17	J	WOODFORD							1	22	N	TWISK										1/2								
											26	H	WIRTH (3)																		
						Totals					2	4	2	7	15							Totals					3	4	2	2	11

Officials Report

Scorers
 1st Team Yes No
 2nd Team Yes No

Time Clock
 Yes No

Green Card
 Yes No

Yellow Card
 Yes No

Red Card
 Yes No

Correct Starting Time
 Yes No

Correct Uniforms
 1st Team Yes No
 2nd Team Yes No

Comments

Coaches' Voting
 Most Valuable Player
 (Senior & U17 Grades Only)

1. Name.....
 Club.....No.....
 2. Name.....
 Club.....No.....
 3. Name.....
 Club.....No.....
 (Both Coaches to sign)
 Name.....Club.....
 Signature.....
 Name.....Club.....
 Signature.....

Won by BRIGHTON
 Signified Correct... [Signature]
 1st Named Team [Signature]
 2nd Named Team [Signature]

Umpires/Referees
 Signature [Signature] Name M BENDALL Club [Signature]
 Signature [Signature] Name M HOGAN Club WCC
 Signature [Signature] Name S RETALLICK Club [Signature]

Score 15 to 11
 Time Outs

1st Named Team EAST TORRENS

2nd Named Team WEST TORRENS

LSA No.	No.	Initials	Surname (In Alphabetical Order)	Penal	Assist	Goals				Total	LSA No.	No.	Initials	Surname (In Alphabetical Order)	Penal	Assist	Goals				Total
						1	2	3	4								1	2	3	4	
	16	M	BROWN			1				1		10	A	BOGHOSIAN							
	31	T	CASSELL	1								3	A	GLAZBROOK							
	6	K	DENOTTER		1				1	3		6	J	HARLEY	2						
	1	K	GIBBS	1	1				1	1		8	M	HARLEY		1					
	14	B	LANGSTRETH (2)	T								13	D	JOHNSON	12	11					
	2	T	LINDNER									12	L	LITTLE							
	12	S	PETERSEN						1	1		11	C	NIZNANSKY			11	11	1	1	7
	17	D	PLATT	11								15	C	RAHE			1	1			2
	32	MJ	SMITH									16	L	RAY							
	7	MT	SMITH									5	B	SIMPSON							1
	13	G	STEELE			1				1		17	R	SIMPSON							1
	37	S	VICKERY									1	R	SMISSEN							
	10	T	VICKERY									2	D	SLOAN							
	11	SC	GULL (3) (1)			1	1			2		4	S	HORTON							
	27	SI	GULL	T	1							18	C	JOHNSON							
	9	N	BROWN	T																	
						Totals 3 2 1 3 9										Totals 3 4 3 1 11					

Time Outs

Time Outs

Won by West Torrens

Umpires/Referees

Score 11 to 9

Signified Correct

Signature [Signature]

Name R Morrison

Club ALBA

1st Named Team [Signature]

Signature [Signature]

Name [Signature]

Club ALBA

2nd Named Team [Signature]

Signature _____

Name _____

Club _____

Officials Report

Secretary

Referee

Time Clock

Green Card

Yellow Card

Red Card

Correct Starting Time

Correct Uniforms

Comments

Signature

Name

Club

1st Named Team Woodville 2nd Named Team BURNSIDE

LSA No.	No.	Initials	Surname (In Alphabetical Order)	Penal	Assist	Goals				Total	LSA No.	No.	Initials	Surname (In Alphabetical Order)	Penal	Assist	Goals				Total
						1	2	3	4								1	2	3	4	
26	S	Abbott									6	K	Nicola (4)								2
24	J	BAGHAJ (1)	T						3		7	P	MARSHALL (5)								6
20	A	Caldwell									8	K	Sandow								2
23	M	COOPER (4)							2		21	J	Goodridge								2
9	G	MORRANTE-FOX									13	S	OLESON	T							
21	L	OSWALD	T								14	S	BROOKS (5)								1
16	J	PANGRAZIO									18	N	Muxlow								1
12	G	PAWLL									22	S	DAWSON (2)								2
5	C	SCHICKER (2)	T								23	O	BROADBRIDGE								1
8	M	TANSELL (5)									24	B	MARTIN	T							
37	R	Wallis									27	B	Muxlow (1)								1
2	J	Whinnen									14	W	LITCHFIELD								
14	A	Young									78	C	Gower	T							
45	B	ZAMMIT (2)									15	B	Jacobson								2
15	B	ZAMMIT							1		144	K	MARTIN								
											25	C	SEMMELER								
A										A											
Time Outs <input checked="" type="checkbox"/>										Time Outs <input checked="" type="checkbox"/>											
Totals 30 30 6										Totals 49 37 23											

Won by Burnside
 Signified Correct...
 1st Named Team Richardson
 2nd Named Team ...

Umpires/Referees
 Signature [Signature]
 Signature [Signature]
 Signature [Signature]

Score 6 to 23
 Name Mr. Gornia Club _____
 Name P. J. McConkey Club _____
 Name _____ Club _____

Officials Report

Excluded
 1st Team: Yes No
 2nd Team: Yes No

Time Clock
 Yes No

Green Card
 Yes No

Yellow Card
 Yes No

Red Card
 Yes No

Correct Starting Time
 Yes No

Correct Uniforms
 1st Team: Yes No
 2nd Team: Yes No

Comments

Correct Voting
 1st Team: Yes No
 2nd Team: Yes No



1st Named Team West Torrens 2nd Named Team Woodville

LSA No.	No.	Initials	Surname (In Alphabetical Order)	Penal	Assist	Goals				Total	LSA No.	No.	Initials	Surname (In Alphabetical Order)	Penal	Assist	Goals				Total
						1	2	3	4								1	2	3	4	
	1	R	SMITHSON	①							26	S	Abhoff	1							
	2	D	Sloan								20	A	Caldwell								
	3	L	Tinsford								33	M	Cooper					1	1		2
	4	S	Hobson		1						9	T	Dwyer								
	5	B	Campbell	②	1	1		1	1	4	6	D	Hall								
	6	J	Wardley	④	1	2	1				38	A	Marotto	1	1	1	1	1	1		4
	8	M	Wardley			1			1		5	L	Marganite - Fox	1							
	10	A	Bridgman		1				1		12	J	Oswald								
	11	E	Mizumaki		1		1	1	1	4	31	L	Oswald								
	12	L	Little								5	L	Schicker								
	13	D	Johnson	IT					1		1	J	Smith				1	1	1		3
	15	C	Rabe			1		1	2		37	R	Wallis		1						
	16	A	Glabzhorck	⑤	IT						2	J	Whinnen	1	1			1	1		2
	17	R	Simpson	③			1	1	1	4	15	B	Zeman Zemanit	1				1			1
	18	C	Johnson		1						45	P	Zemanit	1					1		1
						Totals											Totals				
						5	6	3	3	17							2	4	2	5	13

Officials Report

Scoring: Yes No

Time Clock: Yes No

Green Card: Yes No

Yellow Card: Yes No

Red Card: Yes No

Correct Starting Time: Yes No

Correct Duration: Yes No

Attendance: Yes No

Comments: Yes No

Signature: _____

Won by WEST TORRENS Umpires/Referees Score 17 to 13 8#

Signified Correct... Signature [Signature] Name M BENDALL Club _____

1st Named Team [Signature] Signature _____ Name G. Thompson Club ALFA

2nd Named Team [Signature] Signature _____ Name S. RETALLICK Club _____

1st Named Team Woodville

2nd Named Team West Torrens

LSA No.	No.	Initials	Surname (In Alphabetical Order)	Penal	Assist	Goals				Total	LSA No.	No.	Initials	Surname (In Alphabetical Order)	Penal	Assist	Goals				Total
						1	2	3	4								1	2	3	4	
	26	S	Abbott								1	R	Smisson (1)								
	20	A	Caldwell								2	D	Sloan								
	23	M	COOPER				1	1	2		3	R	Tuxford								
	A	T	Dwyer								4	S	Horton								
	6	D	Hald								5	B	Simpson (2)		1		1			11	4.2
	35	A	MAROTTA (1)	111		1	1	1	4		6	J	Harley (4)	1211							
	8	C	MORGANTE - FOX								8	M	Harley								1.1
	12	J	Oswald								10	A	Bohastian								1.1
	21	L	Oswald (5)								11	C	Niznansky				1				4.1
	5	C	SCHICKER (3)								12	L	Little								
	1	J	Smith (2)			1	1	1	3		13	D	Johnson	11							1
	37	R	Wallis						0.1		15	E	Rahle								2
	2	J	Whinnen (4)	111	11			1	2.2		16	A	glas break (5)	11							
	15	B	Zammit	11					1		17	R	SIMPSON (3)							11	11
	45	P	Zammit	11					1		18	E	Johnson								
						Totals 2 4 2 5 13										Totals 5 6 3 3 17					

Time Outs 1

Time Outs 1 1

Won by WT
 Signified Correct...
 1st Named Team M. Richardson
 2nd Named Team WT

Umpires/Referees
 Signature [Signature]
 Signature [Signature]
 Signature [Signature]

Score 17 to 13
 Name M. RENDALL Club ALPA
 Name C. Tomlinson Club ALPA
 Name S. RETALICK Club ALPA

Officials Report

Scoring
 1st Team Yes No
 2nd Team Yes No

Time Clock
 Yes No

Green Card
 Yes No

Yellow Card
 Yes No

Red Card
 Yes No

Correct Starting Time
 Yes No

Correct Uniforms
 1st Team Yes No
 2nd Team Yes No

Comments

Equipment Voting
 1st Team Yes No
 2nd Team Yes No

1st Named Team Sturt 2nd Named Team Brighton

LSA No.	No.	Initials	Surname (In Alphabetical Order)	Penal	Assist	Goals				Total	LSA No.	No.	Initials	Surname (In Alphabetical Order)	Penal	Assist	Goals				Total
						1	2	3	4								1	2	3	4	
2017	73	T	Brown	T							22	A	Carter (4)	T	III	I			II	3	
2024	49	C	de Mello			I	I		2		16	B	Edwards								
2034	26	M	Falloon (5)	T							10	S	Gilbert	I					II	2	
2036	31	Ma	Forbes		I		I	I	2		6	R	Hamilton								
2037	34	Mi	Forbes					I	1		18	S	Hill			I	II			3	
2040	6	N	Geue (4)								7	E	Lok								
2052	14	R	McAuley		I				1		21	Jar	Mackinnon (2)								
2053	12	B	McGuinness								15	B	McCutcheon		II	I			I	2	
141	71	M	McPherson (2)								23	M	Mangan (3)		III				II	4	
2068	7	C	Steffe				I	I	1		19	L	Perham (1)		I		III	III	II	9	
2070	33	R	Stone (1)	I							20	L	Pridham								
2073	11	B	Tuck								4	T	Raymond								
2066	19	N	Wapper (3)		I	I	I		3		2	B	Twiggs (5)						I	1	
											5	H	Warpole								
											17	J	Woodford								
Time Outs <input checked="" type="checkbox"/>										Time Outs <input checked="" type="checkbox"/>											
Totals 1 2 3 3 9										Totals 2 7 3 1 2 24											

Won by Brighton Umpires/Referees Score 24 to 9
 Signified Correct... Signature [Signature] Name Campbell Club _____
 1st Named Team McAuley Signature [Signature] Name M. Polden Club _____
 2nd Named Team [Signature] Signature _____ Name _____ Club _____

Officials Report

Substitutes
 1st Team: Yes No
 2nd Team: Yes No

Time Clock
 Yes No

Green Card
 Yes No

Yellow Card
 Yes No

Red Card
 Yes No

Correct Starting Time
 Yes No

Correct Uniforms
 1st Team: Yes No
 2nd Team: Yes No

Examined
 Yes No

Coaching/ Volving
 Not Applicable
 [Signature]

1st Named Team GLENELG

2nd Named Team BURNSIDE

LSA No.	No.	Initials	Surname (In Alphabetical Order)	Penal	Assist	Goals				Total	LSA No.	No.	Initials	Surname (In Alphabetical Order)	Penal	Assist	Goals				Total
						1	2	3	4								1	2	3	4	
1371	13	D	BOLTON (3)	I							6	K	NICOLA								
1373	17	G	BRYANT	I							7	P	MARSHALL								1
1383	18	S	DINNING	II					1		8	K	SAMSON (5)								3
4439	2	S	GROSSI (2)								14	S	BROOKS	I	I						2
2173	10	J	HINDS (1)	F							15	J	HENPHIL								
4070	4	L	KEESING	T					1		18	N	MUXLOW								
2523	9	A	LAWMAN	T					2		22	S	DAWSON (3)	II							
1413	11	C	MORTIMER	F							24	B	MARTIN								
1416	1	S	MORTIMER		II				2		25	C	SEMMER (1)								
1419	3	N	MORTON		I				3		27	B	MUXLOW (4)								
1422	16	D	NANGLE (5)								21	T	GOODRIDGE								
1428	6	S	ROBB	II	II	II			3		114	B	JACOBSON (2)								
2012	5	B	ROBINSON (4)						1		11	A	PHILLIPS								
1436	8	M	SHEIDOW	II							32	S	CONNOLLY	F							1
1442	7	N	SOUTHWELL								23	O	BROADBRIDGE								
<i>[Signature]</i>										<i>[Signature]</i>											
Time Outs <input checked="" type="checkbox"/>										Time Outs <input type="checkbox"/>											
Totals 5 2 2 4 13										Totals 13 1 2 7											

Officials Report

Referee: Yes No
 Time Clock: Yes No
 Green Card: Yes No
 Yellow Card: Yes No
 Red Card: Yes No
 Correct Starting Time: Yes No
 Correct Uniforms: Yes No
 Comments: _____
 Coaches Voting: Yes No

Won by GLENELG

Umpires/Referees

Score 13 to 7

Signified Correct...

Signature *[Signature]*

Name P. Vickery Club _____

1st Named Team

Signature *[Signature]*

Name P. J. McCowan Club _____

2nd Named Team

Signature _____

Name _____ Club _____

1st Named Team GLENELG

2nd Named Team BURNSIDE

LSA No.	No.	Initials	Surname (In Alphabetical Order)	Penal	Assist	Goals				Total	LSA No.	No.	Initials	Surname (In Alphabetical Order)	Penal	Assist	Goals				Total
						1	2	3	4								1	2	3	4	
	13	N	BOLTON	1							6	K	NICOLA								
	17	G	BRYANT	1							7	P	MARSHALL	T			1				1
	18	S	DINNING	11				1	1		8	K	SANDOW	5			11	1			3
	2	S	GROSSI								14	S	BROOKES	1	1				11		2
	10	J	HINDS	T							15	J	HEMPHILL								
	4	L	KEESING	T	1				1		18	N	MUXLOW								
	9	A	LAWMAN	T	1	1	1		3		22	S	DAWSON	3	11						
	11	C	MORTIMER	1							24	B	MARTIN								
	1	S	MORTIMER		1				2		25	C	SEMMLER	1							
	3	N	MORTON	2	1	1	1		3		27	B	MUXLOW	4							
	16	D	NANGLE								28	E	ESTER								
	6	S	ROBB	11		11			2		21	J	GOODRIDGE								
	5	B	ROBINSON		1				1		24	B	JACOBSEN	2							
	8	M	SHELDON	1							11	A	PHILLIPS								
	7	N	SOUTHWELL	T							32	S	CONNOLLY	T	1						1
											23	O	BROADBRIDGE								
<i>P. Vaker</i>										<i>P. Vaker</i>											
Time Outs <input checked="" type="checkbox"/>						Totals 5 2 2 4 13					Time Outs <input checked="" type="checkbox"/>						Totals 1 3 1 2 7				

Won by GLENELG
 Signified Correct...
 1st Named Team *[Signature]*
 2nd Named Team *[Signature]*

Umpires/Referees
 Signature *[Signature]* Name P. VAKER Club _____
 Signature *[Signature]* Name P. MCCORMACK Club _____
 Signature _____ Name _____ Club _____

Score 13 to 7

Officials Report

Scorer: _____
 Time Check: _____
 Green Card: _____
 Yellow Card: _____
 Red Card: _____
 Correct Starting Time: _____
 Correct Duration: _____
 Comments: _____
 Coach's Marking: _____



1st Named Team Sturt 2nd Named Team Woodville

LSA No.	No.	Initials	Surname (In Alphabetical Order)	Penal	Assist	Goals				Total	LSA No.	No.	Initials	Surname (In Alphabetical Order)	Penal	Assist	Goals				Total
						1	2	3	4								1	2	3	4	
	73	T	Brown								26	S	ABBOTT (5)	IT							
	49	C	de mello		1	1			2		24	J	BAGHAI (3)				1				1
	26	M	Falloon								20	A	CALDWELL (4)								1
	31	MA	Forbes								23	M	COOPER								1
	34	Mi	Forbes	T		1			1		9	T	DWYER		1						1
	6	N	Greene			1			1		13	S	FISHER			1					2
	14	R	Mc Auley	IT					-1		7	S	GUERIN		1						-1
	12	B	Mc Guinness	T	1						35	A	MAROTTO	T			1	1			2
	11	M	Mc Pherson								14	C	MORGANIE-FOX								
	7	C	Steffe						-1		21	L	OSWALD (3)								1
	33	R	Stone								5	C	SCHICKER								
	11	B	Tuck			1		1	2		8	M	TANSELL (2)		1	1					-1
	19	N	Wapler								2	J	WHINNEN (1)	T						1	3
	2	M	Blair	T							15	B	ZAMMIT			1	1				2
											45	P	ZAMMIT				1				1
/s/										/s/											
Time Outs										Time Outs											
Totals 3 2 0 1 6										Totals 3 3 2 6 14											

Won by Woodville

Umpires/Referees

Score ~~14~~ 14 to 6

Signified Correct...

Signature _____ Name _____ Club _____

1st Named Team Midway

Signature [Signature] Name P. J. Mc CONACHY Club _____

2nd Named Team N/A

Signature [Signature] Name HARRIS Club _____

Officials Report

Referee: _____

Time Clock: _____

Green Card: _____

Yellow Card: _____

Red Card: _____

Correct Starting Time: _____

Correct Uniforms: _____

Comments: _____

Coaching: _____

Player: _____

Club: _____

1st Named Team BURNSIDE 2nd Named Team ETP

LSA No.	No.	Initials	Surname (In Alphabetical Order)	Penal	Assist	Goals				Total	LSA No.	No.	Initials	Surname (In Alphabetical Order)	Penal	Assist	Goals				Total
						1	2	3	4								1	2	3	4	
	1	A	MUNROE	IT							16	M	BROWN								
	6	K	NICOLA (3)						1		9	N	BROWN	12							
	7	P	MARSHALL						2		31	T	CASSELL						1	1	2
	14	S	BROOLES								8	K	DEN OTTER								1
	15	J	HEMPHILL								1	K	GIBBS								1
	22	S	DAWSON (1)						1		11	SC	GILL (2)							1	1
	23	O	BROADBRIDGE						1		27	SI	GILL								
	25	C	SEMMER								5	C	KIRTON								
	27	B	MUXLOW (2)								14	B	LAWGISTRETH (1)								1
	44	W	LINCHFIELD								28	C	LINDNER								1
	78	C	GOWER	IT							12	S	PETERSEN								1
	11	A	PHILLIPS								7	NT	SMITH (3)								
	21	J	GOODRIDGE (4)						1		13	G	STEELE (3)	IT				1	1	1	4
	24	B	JACOBSON (5)								37	S	VICKERY (4)								
	9	A	NEVILLE								20	T	VICKERY								
						Totals 0 1 2 3 6										Totals 3 2 4 2 11					

Time Outs 1

Time Outs XX

Won by ETP

Umpires/Referees

Score 11 to 6

Signified Correct [Signature]

Signature [Signature]

Name [Signature]

Club [Signature]

1st Named Team [Signature]

Signature [Signature]

Name Cassell

Club [Signature]

2nd Named Team [Signature]

Signature [Signature]

Name S. RETALICK

Club [Signature]

Officials Report

Scorers
1st Team Yes No
2nd Team Yes No

Time Clock
Yes No

Green Card
Yes No

Yellow Card
Yes No

Red Card
Yes No

Correct Starting Time
Yes No

Correct Uniforms
1st Team Yes No
2nd Team Yes No

Comments

Coaching Notes
1st Team
2nd Team

1st Named Team GLENELG 2nd Named Team NORTH ADELAIDE

LSA No.	No.	Initials	Surname (In Alphabetical Order)	Penal	Assist	Goals				Total	LSA No.	No.	Initials	Surname (In Alphabetical Order)	Penal	Assist	Goals				Total
						1	2	3	4								1	2	3	4	
1371	13	N	BOLTON								42	B	ALFORD	3x	1						
1373	17	G	BRYANT								1	C	BARICKER	e							
1383	18	S	DINNING								35	D	BROWN	r	1						
4439	2	S	GROSSI								18	B	CHARLES								
2044	15	A	HAMILTON						1		12	R	GASPARI	r	III				1		1
2173	10	J	HINDS								27	A	KILFORD								
4370	4	L	KEESING (4)						2		20	P	M'CONNELL						1		1
2523	9	A	LAWMAN (2)						5		7	L	ROBERTS								
1413	11	C	MORTIMER (3)								10	N	RYAN								
1416	1	S	MORTIMER						1		19	A	SEWELL								
1419	3	N	MORTON (1)						4		3	B	SHELDON	III							
1423	16	D	NANGLE (5)								22	N	TWISK	r					1		1
1428	6	S	ROBBS						3		24	C	TUCKER								4
2012	5	B	ROBINSON						1		26	H	WIRTH	r							
1436	8	M	SHELDON																		
Time Outs										Time Outs											
Totals 16647										Totals 21317											

Won by GLENELG Umpires/Referees Score 17 to 7
 Signified Correct... Signature [Signature] Name M. Polden Club _____
 1st Named Team Signature [Signature] Name M. Bendall Club _____
 2nd Named Team Signature _____ Name _____ Club _____

Officials Report

Referee: _____
 1st Team: _____
 2nd Team: _____
 Time Clock: _____
 Green Card: _____
 Yellow Card: _____
 Red Card: _____
 Correct Starting Time: _____
 Correct Uniforms: _____
 Comments: _____

Copied: _____
 Date: _____
 Name: _____
 Club: _____

1st Named Team WEST TORRENS

2nd Named Team BRIGHTON

LSA No.	No.	Initials	Surname (In Alphabetical Order)	Penal	Assist	Goals				Total	LSA No.	No.	Initials	Surname (In Alphabetical Order)	Penal	Assist	Goals				Total	
						1	2	3	4								1	2	3	4		
	10	A	BOGHOSIAN	④	1	1				1		22	A	CARVER		1				1	1	2
	6	J	HARLEY	①		1	1		1	5		16	B	EDWARDS								
	8	M	HARLEY	T					1	1		7	M	FUSS								
	4	S	HORTON	1								10	S	GILBERT	①	1	1	1	1			7
	13	D	JOHNSON	③	1		1		1	2		6	P	HAMILTON	②	1						
	16	C	JOHNSON	T								1	S	HILL				1	1			2
	12	L	LITTLE									21	JAR	McKINNON	③							
	11	C	WIZNANSKY				1	1		2		18	JIS	McKINNON		1						
	15	C	RAHE	⑤								15	B	McCUTCHEON							1	1
	5	B	SIMPSON	1	1							23	M	MANGAN							1	1
	17	R	SIMPSON	T		1				1		19	L	PERHAM		1	1	1				2
	1	R	SMISSEN	②								20	L	PRIDHAM	1	1						
	2	D	SHOAN									4	T	RAYMOND	⑤							
	3	A	GLAZBROOK	1								2	B	TWIGGS								
												17	J	WOODFORD	④	1			1			2
Time Outs <input checked="" type="checkbox"/> <input checked="" type="checkbox"/>										Time Outs <input checked="" type="checkbox"/> <input checked="" type="checkbox"/>												
Totals 3 4 1 4 12										Totals 3 6 5 3 17												

Officials Report

Scorers
 1st Team Yes No
 2nd Team Yes No

Time Clock
 Yes No

Green Card
 Yes No

Yellow Card
 Yes No

Red Card
 Yes No

Correct Starting Time
 Yes No

Correct Uniforms
 1st Team Yes No
 2nd Team Yes No

Comments

Coaches' Voting
 Most Valuable Player (Senior & U17 Grades Only)
 GILBERT, S

1. Name _____ Club BLC No. 10

2. Name HARLEY, J Club WTL No. 6

3. Name HAMILTON Club BLC No. 6

(Both Coaches to sign)
 Name CASH Club WTL
 Signature _____ Club _____
 Name _____ Club _____
 Signature _____

Won by BRIGHTON Umpires/Referees Score 17 to 12

Signified Correct... Signature _____ Name M. Gou-Die Club _____

1st Named Team West Torrens Signature P. Pickery Name _____ Club _____

2nd Named Team Brighton Signature _____ Name _____ Club _____

1st Named Team WEST TORRENS

2nd Named Team BRIGHTON

LSA No.	No.	Initials	Surname (In Alphabetical Order)	Penal	Assist	Goals				Total	LSA No.	No.	Initials	Surname (In Alphabetical Order)	Penal	Assist	Goals				Total	
						1	2	3	4								1	2	3	4		
	10	A	BOLHOSIAN		1					1	22	A	CARTER	1						1	1	2
	6	J	HARLEY			1	1			5	16	B	EDWARDS	1								
	8	M	HARLEY	T						1	7	M	FUSS									
	4	S	HORTON	1							10	S	GILBERT	1		1	1	1	1			7
	13	D	JOHNSON	T		1				2	6	R	HAMILTON	2								
	16	C	JOHNSON	T							1	S	HILL						1	1		2
	12	L	LITTLE								21	JAR	MACKINNON	3								
	11	C	NIZNANSKY				1	1		2	18	JAS	MACKINNON		1							
	15	C	RAHE								15	B	MCCUTCHEON									1
	5	B	SIMPSON	1	1					1	23	M	MANGAN									1
	17	R	SIMPSON	T			1			1	19	L	PERHAM	5	1	1	1	1	1			2
	1	R	SMISSEN								20	L	PRIDHAM									1
	2	D	SLOAN								4	T	RAYMOND									
	3	A	GLAZBROOK	1							2	B	TWIGGS									
											17	J	WOODFORD	4	1				1			2
						Totals 3 4 1 4 12											Totals 3 6 5 3 17					

Time Outs

Time Outs

Won by BRIGHTON

Umpires/Referees

Score 17 to 12

Signed Correct...

Signature [Signature]

Name M. GORDIE

Club

1st Named Team

Signature [Signature]

Name P. PICKERY

Club

2nd Named Team

Signature

Name

Club

Officials Report

Scorers
1st Team Yes No
2nd Team Yes No

Time Clock
Yes No

Green Card
Yes No

Yellow Card
Yes No

Red Card
Yes No

Correct Starting Time
Yes No

Correct Uniforms
1st Team Yes No
2nd Team Yes No

Comments

Coaches' Voting
Most Valuable Player (Senior & U17 Grades Only)

1. Name [Signature]
Club [Signature] No. [Signature]

2. Name [Signature]
Club [Signature] No. [Signature]

3. Name [Signature]
Club [Signature] No. [Signature]

(Both Coaches to sign)
Name [Signature] Club [Signature]
Signature [Signature]
Name [Signature] Club [Signature]
Signature [Signature]





1st Named Team BRIGHTON

2nd Named Team GLENG

LSA No.	No.	Initials	Surname (In Alphabetical Order)	Penal	Assist	Goals				Total	LSA No.	No.	Initials	Surname (In Alphabetical Order)	Penal	Assist	Goals				Total						
						1	2	3	4								1	2	3	4							
	22	A	CARTER (3)	1	11	11	1			3	1371	13	N	BOLTON	1												
	16	B	EDWARDS								1373	17	G	BRYANT													
	7	M	FUSS								1383	7	S	DINNING													
	10	S	GILBERT (1)		1	1	11			3	4439	2	S	GROSSI (1)							1						
	6	R	HAMILTON								2044	15	A	HAMILTON		1						2					
	1	S	HILL		1						2173	10	J	HINDS													
	21	JAR	MAC KINNON								4070	4	L	KRESING (2)		11			1	1		2					
	18	JAS	MAC KINNON								2523	9	A	LAWSON	1							2					
	15	B	MCUTCHEDN (2)			11	1	1		4	1413	11	C	MORTIMER (4)													
	23	M	MANGAN			11	1	1		4	1416	1	S	MORTIMER (3)		1			11			2					
	19	L	PERHAM (4)	111	11			11		4	1419	3	N	MORTON								1					
	20	L	PRIDHAM								1423	16	D	NANGLE													
	4	T	RAYMOND (5)								1428	6	S	ROBB (5)		1	1	1				2					
	2	B	TWIGGS								2012	5	B	ROBINSON													
	17	J	WOODFORD		1						1436	8	M	SHELOW													
										Totals 2				7	3	6	18										
										Totals 4				1	4	3	12										

Won by BRIGHTON

Umpires/Referees

Score 18 to 12

Signified Correct. [Signature]
1st Named Team [Signature]
2nd Named Team [Signature]

Signature [Signature]
Signature [Signature]
Signature [Signature]

Name P. VICKERY Club _____
Name HARRIS Club _____
Name M. BEVILL Club _____

Officials Report

Society _____

Time Check _____

Green Card _____

Yellow Card _____

Red Card _____

Correct Starting Time _____

Correct Breaktime _____

Comments _____

Coaches Meeting _____



1st Named Team GLENERG 2nd Named Team EAST TORRENES PLAYERS UNION

LSA No.	No.	Initials	Surname (In Alphabetical Order)	Penal	Assist	Goals				Total	LSA No.	No.	Initials	Surname (In Alphabetical Order)	Penal	Assist	Goals				Total
						1	2	3	4								1	2	3	4	
1371	13	N	BOLTON								16	M	BROWN								
1373	17	G	BRYANT								9	N	BROWN								
1383	9	S	DINNING								31	T	CASSILL								
4439	2	S	GROSSI	2							8	K	DEMOTTER								6
2044	15	A	HAMILTON				1		1		25	K	GIBBS								
2073	10	J	HINDS	4							11	SE	GILL								
4070	4	L	KEESING	1	III		III	II	4		5	C	KIRTON								1
1413	11	C	MORTIMER	5							14	B	LANGSTRETH	II							
1416	1	S	MORTIMER	2	I		I	I	2		12	S	PETERSEN								
1419	3	N	MORTON	3	II	I	I	I	3		17	D	PLATT								
1423	16	DY	NANGLE								32	MF	SMITH								
1428	6	S	ROB'S				I		1		7	MF	SMITH								
2012	5	B	ROBINSON		I						13	G	STRELF								3
1436	8	M	SHEIDOW								37	S	VICKERY								
1442	7	M	SOUTHWELL								10	T	VICKERY								
										<p>Time Outs <input checked="" type="checkbox"/> Totals 1 1 5 4 11 Time Outs <input checked="" type="checkbox"/> Totals 3 4 2 1 10</p>											


Officials Report

Scoring
 Referee: Yes No
 Line Judge: Yes No
 Time Clock: Yes No
 Green Card: Yes No
 Yellow Card: Yes No
 Red Card: Yes No
 Contact Starting Firm: Yes No
 Contact Umpires: Yes No
 Comments:

Coach's Voting
 Local: Yes No
 District: Yes No
 State: Yes No
 National: Yes No
 Other: Yes No
 Match Director: Yes No
 Umpire: Yes No
 Referee: Yes No
 Signatures:

Won by GLENERG Umpires/Referees [Signature] Score 11 to 10
 Signified Correct... [Signature] Signature [Signature] Name M. O'Keefe Club [Club]
 1st Named Team [Signature] Signature [Signature] Name M. Palden Club [Club]
 2nd Named Team [Signature] Signature [Signature] Name [Signature] Club [Club]

White Copy to REGISTRAR Blue Copy to CLUB Yellow Copy to UMPIRES/REFEREES



1st Named Team BRIGHTON

2nd Named Team GLENELG

LSA No.	No.	Initials	Surname (In Alphabetical Order)	Penal	Assist	Goals				Total	LSA No.	No.	Initials	Surname (In Alphabetical Order)	Penal	Assist	Goals				Total																		
						1	2	3	4								1	2	3	4																			
	22	A	CARTER		1					1	1371	13	N	BOLTON		1																							
	16	B	EDWARDS	1							1373	17	G	BYRNE																									
	9	T	FLEMING						1	1	1383	7	S	DINNING																									
	7	M	FESS						1	1	4439	2	S	GLESSI																									
	10	S	GILBERT	1							2064	15	A	HAMILTON					1		2																		
	6	R	HAMILTON								2173	10	J	HINDS																									
	21	JAR	MCKINNON								4070	4	L	KESING							1																		
	18	JOS	MCKINNON								2523	9	A	LAWMAN					1	1	6																		
	15	B	M'UTCHEON						1	1	1413	11	C	MORTIMER																									
	23	M	MORGAN	1					2	2	1416	1	S	MORTIMER							1																		
	19	L	PERHAM						4	4	449	3	N	MORTON							4																		
	20	L	PRIDHAM								1423	16	DY	NANGLE																									
	4	T	RAYMOND								1428	6	S	ROBB							2																		
	2	B	TRIGGS	1							2012	5	B	ROBINSON																									
	17	J	WOODFORD	1							1436	8	M	SHELDON																									
Time Outs <input checked="" type="checkbox"/> <input type="checkbox"/>										Totals 9 0 1 5 10										Time Outs <input checked="" type="checkbox"/> <input type="checkbox"/>										Totals 44 6 2 16									

Won by GLENELG

Signified Correct. [Signature]

1st Named Team [Signature]

2nd Named Team [Signature]

White Copy to REGISTRAR Blue Copy to CLUBS Yellow Copy to UMPIRES/REFEREES

Umpires/Referees

Signature [Signature]
 Signature [Signature]
 Signature [Signature]

Score 16 to 10

Name M. Polden Club [Blank]
 Name D. Campbell Club [Blank]
 Name J. Kipicis Club [Blank]
BENJAMIN

[Signature]

Officials Report

Scorers
 1st Team: Yes No
 2nd Team: Yes No

Time Clerk
 Yes No

Green Card
 Yes No

Yellow Card
 Yes No

Red Card
 Yes No

Correct Starting Error
 Yes No

Correct Unfortunals
 1st Team: Yes No
 2nd Team: Yes No

Comments

Ground Referee
 Name: [Blank]
 Club: [Blank]

Timekeeper
 Name: [Blank]
 Club: [Blank]

Umpire
 Name: [Blank]
 Club: [Blank]

Referee
 Name: [Blank]
 Club: [Blank]

1st Named Team BRIGHTON

2nd Named Team GLENELG

LSA No.	No.	Initials	Surname (In Alphabetical Order)	Penal	Assist	Goals				Total	LSA No.	No.	Initials	Surname (In Alphabetical Order)	Penal	Assist	Goals				Total					
						1	2	3	4								1	2	3	4						
	22	A	CARTER	T	III	I				1/3		13	N	BOLTON	II	I					7/1					
	16	B	EDWARDS	II								17	G	BRVANT												
	9	T	FREEMAN									7	S	DINNING												
	7	M	FUSS									2	S	GROSSI	I											
	10	S	GILBERT	4	III							15	A	HAMILTON							2/1					
	6	R	HAMILTON									10	J	HINDS	T						1/1					
	21	JAJ	MACKINNON	2								4	L	KEEPING		II					1/2					
	18	JAJ	MACKINNON	5								9	A	LAWMAN			II	II	II	II	6/1					
	15	B	MCCUTCHEON									11	C	MORTIMER												
	23	M	MANGAN							II	II	1	S	MORTIMER	II	II					1/2					
	19	L	PERHAM	3						II	II	3	N	MORTON							4/2					
	20	L	PRIDHAM									16	DU	NANGLE												
	4	T	RAYMOND									6	S	ROBB							2/1					
	2	B	TWIGGS	1								5	B	ROBINSON												
	17	J	WOODFORD									8	M	SHELDON												
Totals											4	0	1	5	10											

Officials Report

Secretary: Yes No

Time Clerk: Yes No

Green Card: Yes No

Yellow Card: Yes No

Red Card: Yes No

Correct Starting Time: Yes No

Correct Inflation: Yes No

Comments:

Coaching Notes:

Won by GLENELG
 Signified Correct: [Signature]
 1st Named Team [Signature]
 2nd Named Team [Signature]

Umpires/Referees
 Name M. Poldo Club _____
 Name D. Campbell Club _____
 Name S. Kiploks Club _____

Score 16 to 10