

MEN'S DIVISION 1 2011
Season Fixture (Men's Division 1 2011)

| RND | DATE | TIME | VENUE/COURT | HOME TEAM | AWAY TEAM | | VOTES | PAPER |
|----------------------|----------------|-------|---------------------------------|---------------------------|----------------------------|----|-------|-------|
| NORMAL SEASON | | | | | | | | |
| 1 | 09/04/11 (Sat) | | BYE BYE | Adelaide University | | | | |
| | 09/04/11 (Sat) | 12:00 | Miller Reserve | 15 Burnside ✓ | vs East Torrens Payneham ✓ | 1 | ✓ | |
| | 09/04/11 (Sat) | 12:00 | Women's Memorial Playing Fields | 8 Sturt ✓ | vs West Torrens ✓ | 16 | ✓ | |
| | 09/04/11 (Sat) | 12:45 | Barratt Reserve | 15 Glenelg Seahawks ✓ | vs Brighton ✓ | 9 | ✓ | |
| | 09/04/11 (Sat) | 12:45 | Gepps Cross | 11 North Adelaide ✓ | vs Woodville ✓ | 7 | - | |
| 2 | 16/04/11 (Sat) | | BYE BYE | North Adelaide ✓ | | | | |
| | 16/04/11 (Sat) | 12:45 | Brighton Oval | 25 Brighton ✓ | vs Woodville ✓ | 0 | ✓ | |
| | 16/04/11 (Sat) | 12:45 | Finsbury Reserve | 16 West Torrens ✓ | vs East Torrens Payneham | 1 | ✓ | |
| | 16/04/11 (Sat) | 12:45 | Gepps Cross | 5 Adelaide University ✓ | vs Glenelg Seahawks ✓ | 17 | ✓ | |
| | 16/04/11 (Sat) | 12:45 | Miller Reserve | 19 Burnside ✓ | vs Sturt ✓ | 6 | ✓ | |
| 3 | 30/04/11 (Sat) | | BYE BYE | Glenelg Seahawks ✓ | | | | |
| | 30/04/11 (Sat) | 12:45 | Findon Oval | 5 Woodville ✓ | vs West Torrens ✓ | 13 | ✓ | |
| | 30/04/11 (Sat) | 12:45 | Miller Reserve | 19 Burnside ✓ | vs Adelaide University ✓ | 5 | ✓ | |
| | 30/04/11 (Sat) | 12:45 | Patterson Reserve | 2 East Torrens Payneham ✓ | vs Brighton ✓ | 22 | ✓ | |
| | 30/04/11 (Sat) | 12:45 | Women's Memorial Playing Fields | 13 Sturt ✓ | vs North Adelaide ✓ | 8 | - | |
| 4 | 07/05/11 (Sat) | | BYE BYE | Woodville ✓ <i>BYE</i> | | | | |
| | 07/05/11 (Sat) | 12:45 | Finsbury Reserve | 11 West Torrens ✓ | vs Adelaide University ✓ | 10 | ✓ | |
| | 07/05/11 (Sat) | 12:45 | Gepps Cross | 6 North Adelaide ✓ | vs Brighton ✓ | 10 | - | |
| | 07/05/11 (Sat) | 12:45 | Miller Reserve | 8 Burnside ✓ | vs Glenelg Seahawks ✓ | 16 | ✓ | |
| | 07/05/11 (Sat) | 12:45 | Women's Memorial Playing Fields | 20 Sturt ✓ | vs East Torrens Payneham | 8 | ✓ | |
| 5 | 14/05/11 (Sat) | | BYE BYE | East Torrens Payneham | | | | |
| | 14/05/11 (Sat) | 12:45 | Adelaide Uni Playing Fields | 9 Adelaide University ✓ | vs Sturt ✓ | 16 | | |
| | 14/05/11 (Sat) | 12:45 | Brighton Oval | 15 Brighton ✓ | vs West Torrens ✓ | 5 | ✓ | |
| | 14/05/11 (Sat) | 12:45 | Findon Oval | 2 Woodville ✓ | vs Glenelg Seahawks ✓ | 25 | ✓ | ✓ |

| | | | | | | | | VOTES | PAPER |
|----|----------------|---------------------------------------|----|-----------------------|----|-----------------------|----|-------|-------|
| | 14/05/11 (Sat) | 12:45 Gepps Cross | 4 | North Adelaide ✓ | vs | Burnside ✓ | 17 | ✓ | ✓ |
| 6 | 21/05/11 (Sat) | BYE BYE | | Sturt ✓ | | | | | |
| | 21/05/11 (Sat) | 12:45 Barratt Reserve | 16 | Glenelg Seahawks ✓ | vs | West Torrens ✓ | 9 | ✓ | ✓ |
| | 21/05/11 (Sat) | 12:45 Brighton Oval | 25 | Brighton ✓ | vs | Adelaide University ✓ | 1 | ✓ | ✓ |
| | 21/05/11 (Sat) | 12:45 Gepps Cross | 13 | North Adelaide ✓ | vs | East Torrens Payneham | 5 | ✓ | ✓ |
| | 21/05/11 (Sat) | 12:45 Miller Reserve | 27 | Burnside ✓ | vs | Woodville ✓ | 1 | ✓ | ✓ |
| 7 | 28/05/11 (Sat) | BYE BYE | | West Torrens ✓ | | | | | |
| | 28/05/11 (Sat) | 12:45 Adelaide Uni Playing Fields | 11 | Adelaide University | vs | Burnside ✓ | 15 | - | - |
| | 28/05/11 (Sat) | 12:45 Gepps Cross | 5 | North Adelaide ✓ | vs | Glenelg Seahawks ✓ | 12 | ✓ | ✓ |
| | 28/05/11 (Sat) | 12:45 Women's Memorial Playing Fields | 4 | Sturt ✓ | vs | Brighton ✓ | 25 | ✓ | - |
| | 29/05/11 (Sun) | 12:45 Findon Oval | 3 | Woodville ✓ | vs | East Torrens Payneham | 18 | ✓ | - |
| 8 | 04/06/11 (Sat) | BYE BYE | | Brighton ✓ | | | | | |
| | 04/06/11 (Sat) | 12:45 Adelaide Uni Playing Fields | 10 | Adelaide University ✓ | vs | Woodville ✓ | 5 | ✓ | ✓ |
| | 04/06/11 (Sat) | 12:45 Barratt Reserve | 25 | Glenelg Seahawks ✓ | vs | Sturt ✓ | 6 | ✓ | ✓ |
| | 04/06/11 (Sat) | 12:45 Finsbury Reserve | 11 | West Torrens ✓ | vs | North Adelaide ✓ | 11 | ✓ | - |
| | 04/06/11 (Sat) | 12:45 Patterson Reserve | 8 | East Torrens Payneham | vs | Burnside ✓ | 10 | ✓ | ✓ |
| 9 | 18/06/11 (Sat) | BYE BYE | | Woodville ✓ | | | | | |
| | 18/06/11 (Sat) | 12:45 Adelaide Uni Playing Fields | 7 | Adelaide University ✓ | vs | North Adelaide ✓ | 9 | ✓ | - |
| | 18/06/11 (Sat) | 12:45 Barratt Reserve | 26 | Glenelg Seahawks ✓ | vs | East Torrens Payneham | 3 | ✓ | - |
| | 18/06/11 (Sat) | 12:45 Brighton Oval | 26 | Brighton ✓ | vs | Burnside ✓ | 3 | ✓ | - |
| | 18/06/11 (Sat) | 12:45 Women's Memorial Playing Fields | 12 | West Torrens ✓ | vs | Sturt ✓ | 12 | ✓ | - |
| 10 | 25/06/11 (Sat) | BYE BYE | | Burnside | | | | | |
| | 25/06/11 (Sat) | 12:45 Barratt Reserve | 8 | Glenelg Seahawks ✓ | vs | Brighton ✓ | 14 | ✓ | - |
| | 25/06/11 (Sat) | 12:45 Finsbury Reserve | 8 | West Torrens ✓ | vs | Woodville ✓ | 10 | ✓ | - |
| | 25/06/11 (Sat) | 12:45 Patterson Reserve | 13 | East Torrens Payneham | vs | Adelaide University ✓ | 14 | ✓ | - |
| | 26/06/11 (Sun) | 12:45 Gepps Cross | 6 | North Adelaide ✓ | vs | Sturt ✓ | 11 | ✓ | - |
| 11 | 02/07/11 (Sat) | BYE BYE | | Adelaide University | | | | | |

VOTE
PAGE

| | | | | | | | | | |
|----|-------------------|-------|---------------------------------|----------------------------|----|-----------------------|----|---|---|
| | 02/07/11 (Sat) | 12:45 | Brighton Oval | 25 Brighton ✓ | vs | North Adelaide ✓ | 4 | ✓ | ✓ |
| | 02/07/11 (Sat) | 12:45 | Findon Oval | 5 Woodville ✓ | vs | Glenelg Seahawks ✓ | 12 | ✓ | ✓ |
| | 02/07/11 (Sat) | 12:45 | Miller Reserve | 17 Burnside ✓ | vs | West Torrens ✓ | 7 | ✓ | ✓ |
| | 02/07/11 (Sat) | 12:45 | Patterson Reserve | 16 East Torrens Payneham ✓ | vs | Sturt ✓ | 16 | ✓ | ✓ |
| 12 | 23/07/11 (Sat) | BYE | BYE | East Torrens Payneham | | | | | |
| | 23/07/11 (Sat) | 12:45 | Adelaide Uni Playing Fields | 5 Adelaide University ✓ | vs | Glenelg Seahawks ✓ | 18 | ✓ | ✓ |
| | 23/07/11 (Sat) | 12:45 | Finsbury Reserve | 4 West Torrens ✓ | vs | Brighton ✓ | 23 | ✓ | ✓ |
| | 23/07/11 (Sat) | 12:45 | Miller Reserve | 15 Burnside ✓ | vs | North Adelaide ✓ | 6 | ✓ | ✓ |
| | 23/07/11 (Sat) | 12:45 | Women's Memorial Playing Fields | 13 Sturt ✓ | vs | Woodville ✓ | 5 | ✓ | ✓ |
| 13 | 30/07/11 (Sat) | BYE | BYE | Sturt ✓ | | | | | |
| | 30/07/11 (Sat) | 12:45 | Barratt Reserve | 19 Glenelg Seahawks ✓ | vs | West Torrens ✓ | 10 | ✓ | ✓ |
| | 30/07/11 (Sat) | 12:45 | Brighton Oval | 29 Brighton ✓ | vs | Adelaide University ✓ | 4 | ✓ | ✓ |
| | 30/07/11 (Sat) | 12:45 | Findon Oval | 4 Woodville ✓ | vs | Burnside ✓ | 17 | | |
| | 31/07/11 (Sun) | 12:45 | Patterson Reserve | 2 East Torrens Payneham ✓ | vs | North Adelaide ✓ | 17 | | |
| 14 | 06/08/11 (Sat) | BYE | BYE | West Torrens | | | | | |
| | 06/08/11 (Sat) | 12:45 | Adelaide Uni Playing Fields | 11 Adelaide University ✓ | vs | North Adelaide ✓ | 8 | | |
| | 06/08/11 (Sat) | 12:45 | Miller Reserve | 8 Burnside ✓ | vs | Glenelg Seahawks ✓ | 7 | | ✓ |
| | 06/08/11 (Sat) | 12:45 | Patterson Reserve | 9 East Torrens Payneham ✓ | vs | Woodville ✓ | 12 | | |
| | 06/08/11 (Sat) | 12:45 | Women's Memorial Playing Fields | 1 Sturt ✓ | vs | Brighton ✓ | 23 | ✓ | ✓ |

This fixture proudly brought to you by the Lacrosse SA and
www.sportingpulse.com



1st Named Team North Adelaide 2nd Named Team Woodville

| LSA No. | No. | Initials | Surname (In Alphabetical Order) | Penal | Assist | Goals | | | | Total | LSA No. | No. | Initials | Surname (In Alphabetical Order) | Penal | Assist | Goals | | | | Total | | | | | | | | | | | | | | | | | | | |
|---------|---------------|----------|---------------------------------|-------|--------|------------------------|---|---|---|-------|---------|-----|----------|---------------------------------|-------|--------|-------------------------|---|---|---|-------|--|--|--|--|--|--|--|--|--|--|--|--|--|--|--|--|--|--|--|
| | | | | | | 1 | 2 | 3 | 4 | | | | | | | | 1 | 2 | 3 | 4 | | | | | | | | | | | | | | | | | | | | |
| | 23 | S | Roberts | | | | | | | | | 9 | H | Davidson | | | | | | | | | | | | | | | | | | | | | | | | | | |
| | 6 | M | Klawitter | 1 | | | | | | | | 8 | M | Elliss | | | | | | | | | | | | | | | | | | | | | | | | | | |
| | 30 | S | MAYMAN | | | | | | | | | 12 | B | Forrest | | | | | | | | | | | | | | | | | | | | | | | | | | |
| | 37 | C | MAYMAN | | | | | | | | | 15 | D | Hodgkinson | 3 | | | | | | | | | | | | | | | | | | | | | | | | | |
| | 10 | D | THORP | T | | | | | | | | 10 | S | KRETSCHMER | | | | | | | | | | | | | | | | | | | | | | | | | | |
| | 18 | B | Charles | III | | | | | 2 | | | 6 | D | Lanc | 1 | | | | | | | | | | | | | | | | | | | | | | | | | |
| | 33 | A | Le Fik | | | | | | | | | 14 | A | Lewis | 2 | T | | | | | | | | | | | | | | | | | | | | | | | | |
| | 31 | J | Charles | | | | | | | | | | | E Manning | | | | | | | | | | | | | | | | | | | | | | | | | | |
| | 4 | B | Leo | | | | | | 2 | | | 5 | J | Oswald | | | | | | | | | | | | | | | | | | | | | | | | | | |
| | 14 | D | Robertson | II | | | | | | | | 3 | L | Oswald | 5 | | | | | | | | | | | | | | | | | | | | | | | | | |
| | 21 | D | DRINIC | | | | | | | | | 11 | J | Pena | 1 | | | | | | | | | | | | | | | | | | | | | | | | | |
| | 16 | B | Gaspari | | | | | | 2 | | | 4 | J | Wood | 4 | | | | | | | | | | | | | | | | | | | | | | | | | |
| | 38 | G | Tape | | | | | | 5 | | | | | Wood | | | | | | | | | | | | | | | | | | | | | | | | | | |
| | 28 | J | Atkeken | | | | | | | | | 7 | S | Woodward | T | | | | | | | | | | | | | | | | | | | | | | | | | |
| | | | <u>SA</u> | | | | | | | | | 2 | D | Casadey | | | | | | | | | | | | | | | | | | | | | | | | | | |
| | | | | | | Totals 6 2 3 11 | | | | | | | | | | | Totals 0 4 1 2 7 | | | | | | | | | | | | | | | | | | | | | | | |

Officials Report

Time Check
Green Card
Yellow Card
Red Card
Correct Sporting Time
Correct Uniform
Comments

Won by North Adelaide Umpires/Referees Score 11 to 7

Signified Correct...
 1st Named Team _____ Signature _____ Name _____ Club _____
 2nd Named Team North Adelaide Signature _____ Name _____ Club _____

1st Named Team NORTH ADELAIDE 2nd Named Team WOODVILLE

| LSA No. | No. | Initials | Surname (In Alphabetical Order) | Penal | Assist | Goals | | | | Total | LSA No. | No. | Initials | Surname (In Alphabetical Order) | Penal | Assist | Goals | | | | Total | | | | | | | | | | | | | | |
|-----------|-----|----------|---------------------------------|-------|--------|------------|---|---|-----|-------|---------|-----------|------------|---------------------------------|-------|--------|-------|-----------|---|---|-------|--|--|--|--|--|--|--|--|--|--|--|--|---|---|
| | | | | | | 1 | 2 | 3 | 4 | | | | | | | | 1 | 2 | 3 | 4 | | | | | | | | | | | | | | | |
| | 28 | J | ACKERS | | | | | | | | 9 | H | DAVIDSON | | | | | | | | | | | | | | | | | | | | | | |
| | 18 | B | CHARLES | | | | | | 2 | | 8 | M | ELLISS | | | | | | | | | | | | | | | | | | | | | 3 | |
| | 31 | J | CHARLES | | | | | | | | 12 | B | FORREST | | | | | | | | | | | | | | | | | | | | | | |
| | 21 | D | DRINIC | | | | | | | | 15 | D | HODGKINSON | | | | | | | | | | | | | | | | | | | | | | |
| | 16 | B | GASPARI | | | | | | 2 | | 10 | S | KRETSCHMER | | | | | | | | | | | | | | | | | | | | | 1 | |
| | 6 | M | KLAWITTER | | | | | | | | 6 | D | LANC | | | | | | | | | | | | | | | | | | | | | | |
| | 4 | B | LEO | | | | | | 2 | | 14 | A | LEWIS | | | | | | | | | | | | | | | | | | | | | | |
| | 37 | C | MAYMAN | | | | | | | | 5 | J | OSWALD | | | | | | | | | | | | | | | | | | | | | | |
| | 30 | S | MAYMAN | | | | | | | | 3 | L | OSWALD | | | | | | | | | | | | | | | | | | | | | | |
| | 33 | A | LEFIK | | | | | | | | 11 | J | PENNA | | | | | | | | | | | | | | | | | | | | | | |
| | 23 | S | ROBERTS | | | | | | | | 4 | J | WOOD | | | | | | | | | | | | | | | | | | | | | | 1 |
| | 14 | D | ROBERTSON | | | | | | 1 | | 7 | S | WOODWARD | | | | | | | | | | | | | | | | | | | | | 1 | |
| | 13 | G | TAPE | | | | | | 5/2 | | | L | JAMIESON | | | | | | | | | | | | | | | | | | | | | | |
| | 10 | D | THORP | | | | | | | | 2 | D | CASSIDY | | | | | | | | | | | | | | | | | | | | | 1 | |
| Time Outs | | | | | | Totals | | | | | | Time Outs | | | | | | Totals | | | | | | | | | | | | | | | | | |
| | | | | | | 6 2 3 0 11 | | | | | | | | | | | | 0 4 1 2 7 | | | | | | | | | | | | | | | | | |

Officials Report

1st Team
 2nd Team
 Time Clock
 Green Card
 Yellow Card
 Red Card
 Correct Starting Time
 Correct Uniforms
 Comments:

Coach's Meeting
 Blue Card
 Yellow Card
 Red Card

Won by NORTH ADELAIDE Umpires/Referees Score 11 to 7
 Signified Correct... Signature [Signature] Name David Campbell Club ALRA
 1st Named Team David [Signature] Signature S. Abbott Name Shane Abbott Club ALRA
 2nd Named Team [Signature] Signature _____ Name _____ Club _____

Officials Report

1st Named Team Glenelg 2nd Named Team Brighton

| LSA No. | No. | Initials | Surname (In Alphabetical Order) | Penal | Assist | Goals | | | | Total | LSA No. | No. | Initials | Surname (In Alphabetical Order) | Penal | Assist | Goals | | | | Total | | | |
|------------------|-----|----------|---------------------------------|-------|--------|-------|---|---|---|---------------|------------------|-----|-------------|---------------------------------|-------|--------|-------|-----------|---|---|----------|----------|--|--|
| | | | | | | 1 | 2 | 3 | 4 | | | | | | | | 1 | 2 | 3 | 4 | | | | |
| | 4 | RE | ALLFORD (4) | | | | | | 1 | 1-0 | 16 | M | COLE | | | | | | | | | | | |
| | 5 | J | CLUSE (3) | | | | | | 1 | 3-0 | 11 | T | ELLISS | | 1 | | | | | | | | | |
| | 17 | A | SEMLER | | | | | | 1 | 2-0 | 8 | P | KEANE | | | 1 | | | | | | | | |
| | 10 | S | KILLEN | | 1 | | | | | 0-1 | 10 | S | LAMBERT | 1 | | 1 | 1 | | | | | | | |
| | 18 | D | STEVENS | | | | | | | | 9 | B | LEE | | | | | | | | | | | |
| | 7 | N | WENT | | | | | | | | 2 | T | LEE | | | | | | | | | | | |
| | 8 | J | RAHALEY (5) | | | | | | | 1-1 | 14 | J | Mc LATCHLEY | 1 | | | | | | | | | | |
| | 13 | P | STILGEE | | 1 | | | | | | 4 | L | PRIDHAM | | 1 | | | | | | | | | |
| | 12 | Ry | ALLFORD (1) | | | | | | | 2-1 | 13 | G | REVELL | | | | | | | | | | | |
| | 14 | T | BARTLETT | | | | | | | 3-0 | 17 | D | SHINNICK | | | | | | | | | | | |
| | 16 | C | STEVENS | | | 1 | 1 | | 1 | 0-1 | 3 | B | STUART | | | | | | | | | | | |
| | 15 | M | KOLEN | | | | | | | 0-1 | 5 | T | SNOWBALL | | | | | | | | | | | |
| | 1 | S | SMITH | | | | | | | 0-1 | 6 | T | STEWART | | | 1 | | | | | | | | |
| | 2 | P | WHITE (2) | | | | 1 | | 1 | 2-0 | 19 | C | TERRY | | | | | | | | | | | |
| | 3 | M | CAMPBELL | | | | | | | 1-0 | | | | | | | | | | | | | | |
| | | | | | | | | | | Totals | | | | 3 | | | | 14 | | | | 1 | | |
| Time Outs | | | | | | | | | | 11 | Time Outs | | | | | | | | | | 1 | | | |

Won by Glenelg
 Signified Correct...
 1st Named Team D Halliwell
 2nd Named Team J Barthelemy

Umpires/Referees
 Signature [Signature]
 Signature [Signature]
 Signature [Signature]

Score 15 to 9
 Name M HOGAN Club WLC
 Name J Marshesan Club WLC

Officials Report

Scorers
 1st Team: Yes [] No []
 2nd Team: Yes [] No []

Ticket Clerk
 Yes [] No []

Referee Clerk
 Yes [] No []

Notice Clerk
 Yes [] No []

Time Clerk
 Yes [] No []

Correct Scoring Table
 Yes [] No []

Correct Lineups
 1st Team: Yes [] No []
 2nd Team: Yes [] No []

Comments
[Handwritten Notes]

Signature: [Signature]
 Date: 09/04/11

1st Named Team GLENELG 2nd Named Team BRIGHTON

| LSA No. | No. | Initials | Surname (In Alphabetical Order) | Penal | Assist | Goals | | | | Total | LSA No. | No. | Initials | Surname (In Alphabetical Order) | Penal | Assist | Goals | | | | Total | | | | | | | | | | | | | | | | |
|---------|-----|----------|---------------------------------|-------|--------|-------|---|---|---|-------|---------|-----|----------|---------------------------------|-------|--------|-------|---|---|---|-------|--|--|--|--|--|--|---|--|---|--|--|--|--|--|-----|-----|
| | | | | | | 1 | 2 | 3 | 4 | | | | | | | | 1 | 2 | 3 | 4 | | | | | | | | | | | | | | | | | |
| | 4 | Re | ALLFORD | | | | | | 1 | 1 | | 16 | M | COLE | | | | | | | | | | | | | | | | | | | | | | | |
| | 5 | J | CLUSE | | | 1 | | | | 3 | | 11 | T | ELLISS | | 1 | | | | | | | | | | | | | | | | | | | | 0-1 | |
| | 17 | A | SEMMLER | | | 1 | 1 | | | 2 | | 8 | P | KEANE | | | 1 | | | | | | | | | | | | | | | | | | | 1-0 | |
| | 10 | J | KILLEN | | 1 | | | | | | | 10 | S | LAMBERT | 1 | | 1 | 1 | | | | | | | | | | | | | | | | | | 2-0 | |
| | 18 | D | STEVENS | | | | | | | | | 9 | B | LEE | | | | | | | | | | | | | | | | | | | | | | | |
| | 7 | N | WENT | 1 | | | | | | | | 2 | T | LEE | | | | | | | | | | | | | | | | | | | | | | | |
| | 8 | J | RAHALEY | | | | | | | | | 7 | C | LINDNER | | | | | | | | | | | | | | | | | | | | | | | |
| | 13 | P | STILGOE | | 1 | 1 | | | | 1 | | 14 | J | MCLATCHY | 1 | | | | | | | | | | | | | | | | | | | | | | |
| | 12 | Ry | ALLFORD | | | | | | | | | 4 | L | PRIDHAM | 1 | | 1 | | | | | | | | | | | | | | | | | | | | 1-1 |
| | 14 | T | BARTLETT | | 1 | | 1 | 1 | | 2 | | 13 | G | REVELL | | | | | | | | | | | | | | | | | | | | | | | |
| | 16 | C | STEVENS | 1 | | 1 | 1 | | | 3 | | 17 | D | SHINNICK | | | | | | | | | | | | | | | | | | | | | | | |
| | 15 | H | KOLEN | 1 | | | | | | | | 3 | B | STUART | | | | | | | | | | | | | | | | | | | | | | | |
| | 1 | S | SMITH | 1 | | | | | | | | 5 | T | SNOWBALL | | | | | | | | | | | | | | | | | | | | | | | |
| | 2 | P | WHITE | | | 1 | | 1 | | 2 | | 6 | T | STEWART | 1 | | | 1 | | | | | | | | | | 1 | | 1 | | | | | | | 3-1 |
| | 3 | M | CAMPBELL | | 1 | | | | | 1 | | 19 | C | TERRY | | | | | | | | | | | | | | | | | | | | | | | |

Officials Report

Score
 1st Team: 0 1
 2nd Team: 0 1

Time Clock
 1st: 0 0
 2nd: 0 0

Green Card
 No: No:

Yellow Card
 No: No:

Red Card
 No: No:

Correct Starting Time
 No: No:

Correct Attendance
 1st Team: No:
 2nd Team: No:

Comments

Coaches Policy
 1st Coach: 2nd Coach:
 Referee:

[Handwritten notes and signatures in the sidebar area]

1st Named Team ETP

2nd Named Team BURNSIDE

| LSA No. | No. | Initials | Surname (In Alphabetical Order) | Penal | Assist | Goals | | | | Total | LSA No. | No. | Initials | Surname (In Alphabetical Order) | Penal | Assist | Goals | | | | Total |
|---------|-----|----------|---------------------------------|-------|--------|---------------------|---|---|---|-------|---------|-----|---------------|---------------------------------|-------|----------------------|-------|---|---|---|-------|
| | | | | | | 1 | 2 | 3 | 4 | | | | | | | | 1 | 2 | 3 | 4 | |
| | 13 | | M Bulluss | 1 | | | | | | | 72 | D | Kildemy | | | | | | | | 4 |
| | 25 | | M Donohue | 1 | | | | | | | 11 | m | Baker | | | 1 | 1 | | | | |
| | 31 | | P CRAW | 1 | | | | | | | 21 | K | Hill | | | | | | | | |
| | 15 | | B WARDISCH | | 2 | | | | | | 1 | A | Munro | | | 1 | | | | | 2 |
| | 35 | | L LANE | | | | | | | | 3 | S | Olesen | 1 | | | | | | | |
| | 37 | | T LEGGETT | | | | | | | | 93 | C | Simms | | | | | | | | |
| | 6 | | S LIM | | 4 | | | | 1 | | 87 | m | Tucker | 1 | | | | | | | 1 |
| | 2 | | T LINDNER | | | | | | | | 4 | T | Watts | | | | | | | | 1 |
| | 34 | | H LINTJELT | | | | | | | | 81 | M | Caperosso | | | | | | | | 1 |
| | 36 | | B MAGNUS | | | | | | | | 83 | L | Hood | | | | | | | | 1 |
| | 30 | | A MARAFIOTI | | | | | | | | 89 | m | Liddel | | | | | | | | |
| | 18 | | B MOKIS | | | | | | | | 94 | T | Hood | | | | | | | | |
| | 17 | | R WATT | | | | | | | | 95 | J | Ranger Andras | | | | | | | | 1 |
| | 40 | | T ROSS | | | | | | | | | | | | | | | | | | |
| | 24 | | R WIEHMAUT | | | | | | | | | | | | | | | | | | |
| | | | | | | Totals 00101 | | | | | | | | | | Totals 442515 | | | | | |

Won by Burnside Score 15 to 1
 Signified Correct... [Signature] Name P.J. McManus Club BKE
 1st Named Team [Signature] Name R. Morrison Club MRA
 2nd Named Team [Signature] Name _____ Club _____

Officials Report

Scorers: _____
 Time Clock: _____
 Green Card: _____
 Yellow Card: _____
 Red Card: _____
 Correct Starting Time: _____
 Correct End Time: _____
 Comments: _____

1st Named Team Burnside 2nd Named Team ETP

| LSA No. | No. | Initials | Surname (In Alphabetical Order) | Penal | Assist | Goals | | | | Total | LSA No. | No. | Initials | Surname (In Alphabetical Order) | Penal | Assist | Goals | | | | Total | |
|---|-----|----------|---------------------------------|-------|--------|-------|---|---|---|--|---------|-----|----------|---------------------------------|-----------|--------|-------|---|---|---|-------|--|
| | | | | | | 1 | 2 | 3 | 4 | | | | | | | | 1 | 2 | 3 | 4 | | |
| | 12 | D | Kildem | | | | | | | | | | B M | Rolliss | 11 | | | | | | | |
| | 11 | M | Baker | 1 | 1 | 1 | 1 | | 4 | | | | 25 | M | Denotter | | | | | | | |
| | 21 | K | Hill | | | | | | | | | | 31 | P | Gray | | | | | | | |
| | 1 | A | Munro | 1 | 1 | 1 | | | 2 | | | | 15 | B | Hamisen | | | | | | | |
| | 3 | S | Oloson | 1 | 1 | | | | | | | | 35 | D | Long | | | | | | | |
| | 93 | C | Simms | | | | | | | | | | 37 | T | Loggett | | | | | | | |
| | 87 | M | Tooker | 2 | | | | 1 | 1 | | | | 6 | S | Lim | | | | | | | |
| | 4 | T | Watte | | | | | 1 | 1 | | | | 2 | T | Lindner | | | | | | | |
| | 81 | M | Caperossi | | | 1 | 1 | | 2 | | | | 4 | H | Lintvelt | | | | | | | |
| | 83 | L | Hood | | | 1 | 1 | 1 | 3 | | | | 36 | B | Magnus | | | | | | | |
| | 89 | M | Liddel | | | | | | | | | | 32 | D | Marafioti | | | | | | | |
| | 94 | T | Head | 1 | | | | | | | | | 18 | B | Morris | | | | | | | |
| | 95 | J | AUSTRAS | | | 1 | | | 1 | | | | 17 | D | Platt | | | | | | | |
| | | | | | | | | | | | | | 10 | T | Ross | | | | | | | |
| | | | | | | | | | | | | | 24 | R | Whiteman | | | | | | | |
| Time Outs <u>1</u> Totals <u>4 4 2 5 15</u> | | | | | | | | | | Time Outs <u>1</u> Totals <u>- - 1 - 1</u> | | | | | | | | | | | | |

Won by Burnside
 Signified Correct...
 1st Named Team JR De...
 2nd Named Team [Signature]

Umpires/Referees
 Signature [Signature] Name P. J. McCORMACK Club [Club]
 Signature [Signature] Name R. MULLISON Club Arens
 Signature _____ Name _____ Club _____

Officials Report

Referee: No.

Time Check: Yes No

Correct Cards: No Yes

Yellow Card: No Yes

Red Card: No Yes

Correct Quarters: No Yes

Correct Uniforms: No Yes

Comments: _____

Signature: _____

1st Named Team STURT 2nd Named Team WEST TORRENS

| LSA No. | No. | Initials | Surname (In Alphabetical Order) | Penal | Assist | Goals | | | | Total | LSA No. | No. | Initials | Surname (In Alphabetical Order) | Penal | Assist | Goals | | | | Total | | |
|-----------|-----|----------|---------------------------------|-------|--------|-----------|---|---|---|-------|---------|-----------|-----------|---------------------------------|-------|--------|-------|------------|---|---|-------|--|--|
| | | | | | | 1 | 2 | 3 | 4 | | | | | | | | 1 | 2 | 3 | 4 | | | |
| | 20 | M | BLAIR | | | | | | | | 2 | J | RETAILICK | | | | | | | | | | |
| | 53 | M | CAPRIOTTI | | | | | | | | 3 | D | COMMAN | | | | | | | | | | |
| | 26 | M | ERKELENS | | | | | | | | 4 | W | LITTLE | | | | | | | | | | |
| | 41 | T | FALLOON | | | | | | 2 | | 5 | J | HARLEY | | | | | | | | 2 | | |
| | 19 | D | MUTTON | | | | | | 1 | | 6 | M | HARLEY | | | | | | | | 4 | | |
| | 3 | A | STONE | | | | | | 2 | | 8 | C | SHEPARD | | | | | | | | | | |
| | 56 | J | REA | | | | | | | | 10 | M | LARWOOD | | | | | | | | | | |
| | 35 | S | THAINE | | | | | | | | 14 | P | MURRAY | | | | | | | | | | |
| | 31 | L | HOLLAND | | | | | | | | 23 | M | VALPATO | | | | | | | | 2 | | |
| | 42 | T | TUXFORD | | | | | | 1 | | 30 | M | MULHALL | | | | | | | | | | |
| | 21 | S | CORRELL | | | | | | | | 41 | S | HORTON | | | | | | | | 2 | | |
| | 32 | N | TUCK | | | | | | 2 | | 40 | T | MCDONALD | | | | | | | | 6 | | |
| | 35 | S | THAINE | | | | | | | | 19 | O | VALEIO | | | | | | | | | | |
| | 29 | R | HOUSTON | | | | | | | | 18 | M | MALLOP | | | | | | | | | | |
| Time Outs | | | | | | Totals | | | | | | Time Outs | | | | | | Totals | | | | | |
| | | | | | | 2 2 1 3 8 | | | | | | - | | | | | | 4 3 4 5 16 | | | | | |

Won by West Torrens Score 8 to 16
 Signified Correct... Umpires/Referees Name MICHAEL GARDIE Club GLENELG
 1st Named Team [Signature] Signature [Signature] Name BRIAN BARLETT Club GLENELG
 2nd Named Team [Signature] Signature _____ Name _____ Club _____

Officials Report

Scorers
 1st Team Yes No
 2nd Team Yes No

Time Clock
 Yes No

Green Card
 Yes No

Yellow Card
 Yes No

Red Card
 Yes No

Correct Starting Time
 Yes No

Correct Uniforms
 1st Team Yes No
 2nd Team Yes No

Comments

Coaches' Voting Most Valuable Player (Senior & U17 Grades Only)
 1. Name T. McDonald
 Club West Torrens No. 10
 2. Name P. Milton
 Club Sturt No. R
 3. Name S. Noyes
 Club West Torrens No. 5
 (Both Coaches to sign)
 Name [Signature] Club [Signature]
 Signature [Signature]
 Name [Signature] Club [Signature]
 Signature [Signature]

1st Named Team

STURT

2nd Named Team

WEST TORRENS

| LSA No. | No. | Initials | Surname (In Alphabetical Order) | Penal | Assist | Goals | | | | Total | LSA No. | No. | Initials | Surname (In Alphabetical Order) | Penal | Assist | Goals | | | | Total | | |
|-----------|---------------|----------|---------------------------------|-------|--------|---------|---|---|---|-------|---------|-----------|----------|---------------------------------|-------|--------|-------|------------|---|---|-------|--|--|
| | | | | | | 1 | 2 | 3 | 4 | | | | | | | | 1 | 2 | 3 | 4 | | | |
| | 23 | | | | | | | | | | | | | | | | | | | | | | |
| | 20 | M | BLAIR | | | | | | | | | | | | | | | | | | | | |
| | 53 | M | CARRIOTTE | | | | | | | | | | | | | | | | | | | | |
| | 26 | M | ERKELEN | | | | | | | | | | | | | | | | | | | | |
| | 41 | T | FALCON | | | | | | 2 | | | | | | | | | | | | | | |
| | 19 | D | MUTTON | | | | | | 1 | | | | | | | | | | | | | | |
| | 3 | A | STANE | 11 | | | | | 2 | | | | | | | | | | | | | | |
| | 56 | J | ROA | 1 | | | | | | | | | | | | | | | | | | | |
| | 35 | S | THANE | | | | | | | | | | | | | | | | | | | | |
| | 31 | L | HOLLAND | 11 | | | | | | | | | | | | | | | | | | | |
| | 42 | T | TURNER | | | | | | 1 | | | | | | | | | | | | | | |
| | 21 | S | CORRIGAN | | | | | | | | | | | | | | | | | | | | |
| | 32 | N | TUCK | | | | | | 2 | | | | | | | | | | | | | | |
| | 33 | S | TRAVIS | | | | | | | | | | | | | | | | | | | | |
| | 29 | R | HUNSTON | 1 | | | | | | | | | | | | | | | | | | | |
| | | | | | | | | | | | | | | | | | | | | | | | |
| Time Outs | | | | | | Totals | | | | | | Time Outs | | | | | | Totals | | | | | |
| | | | | | | 22 13 8 | | | | | | | | | | | | 4 3 4 5 16 | | | | | |

Won by West Torrens
 Signified Correct...
 1st Named Team Gregory
 2nd Named Team

Umpires/Referees
 Signature [Signature]
 Signature [Signature]
 Signature

Score 16 to 8
 Name Michael Coady Club
 Name Brian Bartlett Club GLENEELG
 Name Club

Officials Report

Scorers
 1st Team Yes No
 2nd Team Yes No

Time Clock
 Yes No

Green Card
 Yes No

Yellow Card
 Yes No

Red Card
 Yes No

Correct Starting Time
 Yes No

Correct Uniforms
 1st Team Yes No
 2nd Team Yes No

Comments

Coaches' Voting
 Most Valuable Player
 (Senior & U17 Grades Only)
 1. Name T Mac
 Club WTLG No. 40
 2. Name D Mutton
 Club Sturt No. 19
 3. Name D Mutton
 Club WTLG No. 5
 (Both Coaches to sign)
 Name [Signature] Club [Signature]
 Signature [Signature]
 Name Club
 Signature



1st Named Team NORTH ADELAIDE

2nd Named Team BYE

| LSA No. | No. | Initials | Surname (In Alphabetical Order) | Penal | Assist | Goals | | | | Total | LSA No. | No. | Initials | Surname (In Alphabetical Order) | Penal | Assist | Goals | | | | Total | | |
|-----------|-----|----------|---------------------------------|-------|--------|--------|---|---|---|-------|---------|-----------|----------|---------------------------------|-------|--------|-------|--------|---|---|-------|--|--|
| | | | | | | 1 | 2 | 3 | 4 | | | | | | | | 1 | 2 | 3 | 4 | | | |
| | 28 | J | ACKERS | | | | | | | | | | | | | | | | | | | | |
| | 30 | S | MAYMAN | | | | | | | | | | | | | | | | | | | | |
| | 18 | B | CHARLES | | | | | | | | | | | | | | | | | | | | |
| | 31 | J | CHARLES | | | | | | | | | | | | | | | | | | | | |
| | 37 | C | MAYMAN | | | | | | | | | | | | | | | | | | | | |
| | 10 | D | THORPE | | | | | | | | | | | | | | | | | | | | |
| | 6 | M | KLAWITTER | | | | | | | | | | | | | | | | | | | | |
| | 14 | D | ROBERTSON | | | | | | | | | | | | | | | | | | | | |
| | | S | ROBERTS | | | | | | | | | | | | | | | | | | | | |
| | 16 | B | GASPARI | | | | | | | | | | | | | | | | | | | | |
| | 33 | A | LEFIK | | | | | | | | | | | | | | | | | | | | |
| | 4 | B | LEO | | | | | | | | | | | | | | | | | | | | |
| | 8 | J | MORRIS | | | | | | | | | | | | | | | | | | | | |
| | 38 | G | TAPE | | | | | | | | | | | | | | | | | | | | |
| | | | | | | | | | | | | | | | | | | | | | | | |
| Time Outs | | | | | | Totals | | | | | | Time Outs | | | | | | Totals | | | | | |

Officials Report

Scorers
 1st Team Yes No
 2nd Team Yes No

Time Clock
 Yes No

Green Card
 Yes No

Yellow Card
 Yes No

Red Card
 Yes No

Correct Starting Time
 Yes No

Correct Uniforms
 1st Team Yes No
 2nd Team Yes No

Comments

Coaches' Voting
 Most Valuable Player
 (Senior & U17 Grades Only)

1. Name.....
 Club..... No.....

2. Name.....
 Club..... No.....

3. Name.....
 Club..... No.....

(Both Coaches to sign)
 Name..... Club.....
 Signature.....
 Name..... Club.....
 Signature.....

Won by _____ Umpires/Referees _____ Score _____ to _____
 Signified Correct... Signature _____ Name _____ Club _____
 1st Named Team _____ Signature _____ Name _____ Club _____
 2nd Named Team _____ Signature _____ Name _____ Club _____

1st Named Team BRIGHTON

2nd Named Team WOODVILLE

| LSA No. | No. | Initials | Surname (In Alphabetical Order) | Penal | Assist | Goals | | | | Total | LSA No. | No. | Initials | Surname (In Alphabetical Order) | Penal | Assist | Goals | | | | Total |
|---|-----|----------|---------------------------------|-------|--------|-------|-----|-----|-----|-------|---|-----|----------|---------------------------------|-------|--------|-------|---|---|---|-------|
| | | | | | | 1 | 2 | 3 | 4 | | | | | | | | 1 | 2 | 3 | 4 | |
| | 16 | M | COLE (2) | | I | | | | | | | 8 | M | ELLISS | | | | | | | |
| | 8 | A | DALLISON (5) (T2) | I | | II | I | | III | 5 | | 15 | G | PAULL | I | | | | | | |
| | 6 | G | ELLISS | I | III | II | I | | III | 3 | | | R | POTTER | | | | | | | |
| | 10 | T | ELLISS | | I | | | III | III | 2 | | 2 | D | CASSIDY | I | | | | | | |
| | 4 | S | HILL (1) | T | III | III | III | III | III | 11 | | 4 | T | WOOD | | | | | | | |
| | 9 | B | LEE | I | | I | | | | | | 9 | H | DAVISON | | | | | | | |
| | 2 | T | LEE (4) | | | | | | | | | 5 | J | OSWALD | I | | | | | | |
| | 19 | C | LERAY (5) (T2) | | | | | | | | | 11 | J | PENA | | | | | | | |
| | 7 | C | LINDNER (3) | | | | | | | | | 10 | S | KRETSCHMER | | | | | | | |
| | 14 | J | McLATCHY | | | | | | | | | 14 | D | HODGKINSON | | | | | | | |
| | 1 | T | RENFREY | T | | | | | | | | | S | WOODWARD | | | | | | | |
| | 13 | G | REVELL | | | | | | | | | 12 | B | FOREST | | | | | | | |
| | 5 | T | SNOWBALL | | | | I | | I | 1 | | 7 | L | OSWALD | T | | | | | | |
| | 3 | B | STUART | | I | | II | | III | 2 | | 1 | G | WOOD | | | | | | | |
| | 19 | C | TERRY | IT | | I | | | I | 1 | | | | | | | | | | | |
| Time Outs <u>1/1</u> Totals <u>7</u> <u>10</u> <u>4</u> <u>4</u> <u>25</u> | | | | | | | | | | | Time Outs <u>1/1</u> Totals <u>0</u> <u>0</u> <u>0</u> <u>0</u> <u>0</u> | | | | | | | | | | |

Won by Brighton
 Signified Correct...
 1st Named Team B Bartholomew
 2nd Named Team M Richardson

Umpires/Referees
 Signature [Signature] Name M. MCGARR
 Signature [Signature] Name R.J. BENNETT

Score 25 to 0
 Club WU
 Club AURA

Officials Report

Secretary
 Yes No

Time Clock
 Yes No

Golden Cup
 Yes No

Referee Card
 Yes No

Fair Play
 Yes No

Correct Starters
 Yes No

Correct Bookings
 Yes No

Comments

Coach's Marking
 Yes No

1st Named Team Brighton.

2nd Named Team Woodville.

Officials Report

| LSA No. | No. | Initials | Surname (In Alphabetical Order) | Penal | Assist | Goals | | | | Total | LSA No. | No. | Initials | Surname (In Alphabetical Order) | Penal | Assist | Goals | | | | Total | | | | | | | | | | | | | | | | | |
|-----------|-----|----------|---------------------------------|-------|--------|--------------------|---|---|---|-------|---------|-----------|----------|---------------------------------|-------|--------|-------|-------------------|---|---|-------|--|--|--|--|--|--|--|--|--|--|--|--|--|--|--|--|--|
| | | | | | | 1 | 2 | 3 | 4 | | | | | | | | 1 | 2 | 3 | 4 | | | | | | | | | | | | | | | | | | |
| | 16 | M | Cole | | | | | | | | | 8 | M | ELLISS | | | | | | | | | | | | | | | | | | | | | | | | |
| | 8 | A | DALLISON | | | | | | | | | 15 | G | PAULI | | | | | | | | | | | | | | | | | | | | | | | | |
| | 6 | G | ELLISS | | | | | | | | | | R | PEPPER | | | | | | | | | | | | | | | | | | | | | | | | |
| | 10 | T | ELLISS | | | | | | | | | 2 | D | CADDY | | | | | | | | | | | | | | | | | | | | | | | | |
| | 4 | S | HILL | | | | | | | | | | N | MORGENTHAU FOX | | | | | | | | | | | | | | | | | | | | | | | | |
| | 4 | B | LEE | | IT | | | | | | | 4 | J | WOOD | | | | | | | | | | | | | | | | | | | | | | | | |
| | 2 | T | LEE | | | | | | | | | 9 | H | DARLTON | | | | | | | | | | | | | | | | | | | | | | | | |
| | 14 | C | LEARY | | | | | | | | | 5 | J | OSWALD | | | | | | | | | | | | | | | | | | | | | | | | |
| | 7 | C | LINDER | | | | | | | | | 11 | J | PENA | | | | | | | | | | | | | | | | | | | | | | | | |
| | 14 | J | M'LATCHY | | | | | | | | | 10 | S | KRETSCHEK | | | | | | | | | | | | | | | | | | | | | | | | |
| | 1 | T | BENFREY | | | | | | | | | 14 | D | HADAKINSON | | | | | | | | | | | | | | | | | | | | | | | | |
| | 13 | G | REWELL | | | | | | | | | | S | WOODWARD | | | | | | | | | | | | | | | | | | | | | | | | |
| | 5 | T | SNOWBALL | | | | | | | | | 12 | B | FORREST | | | | | | | | | | | | | | | | | | | | | | | | |
| | 3 | B | STUART | | | | | | | | | 7 | Z | OSWALD | | | | | | | | | | | | | | | | | | | | | | | | |
| | 19 | C | TERRY | | IT | | | | | | | 1 | G | WOOD | | | | | | | | | | | | | | | | | | | | | | | | |
| / | | | | | | / | | | | | | / | | | | | | / | | | | | | | | | | | | | | | | | | | | |
| Time Outs | | | | | | Totals | | | | | | Time Outs | | | | | | Totals | | | | | | | | | | | | | | | | | | | | |
| / | | | | | | 7 0 4 4 25 | | | | | | / | | | | | | 0 0 0 0 0 | | | | | | | | | | | | | | | | | | | | |

Officials Report

Score: 25 to 0

Time Clock: Yes No

Green Card: Yes No

Yellow Card: Yes No

Red Card: Yes No

Correct Starting Time: Yes No

Correct Lineups: Yes No

Correct Substitution: Yes No

Correct Working: Yes No

Won by Brighton

Signified Correct...

1st Named Team J. Battalman

2nd Named Team M. Richardson

Umpires/Referees

Signature [Signature] Name M. HOGAN Club WLL

Signature [Signature] Name RJ BOWEN Club AKA

Score 25 to 0

White Copy to REGISTRAR Blue Copy to CLUB Yellow Copy to UMPIRES/REFEREES

1st Named Team Bernside

2nd Named Team Sturt

| LSA No. | No. | Initials | Surname (In Alphabetical Order) | Penal | Assist | Goals | | | | Total | LSA No. | No. | Initials | Surname (In Alphabetical Order) | Penal | Assist | Goals | | | | Total |
|---------|-----|----------|---------------------------------|-------|--------|---------------|-----|-----|---|--------|---------|-----|------------|---------------------------------|-------|--------|---------------|---|----|---|-------|
| | | | | | | 1 | 2 | 3 | 4 | | | | | | | | 1 | 2 | 3 | 4 | |
| | 16 | N | Aston | | | | | | | | 26 | M | Eagles | 1 | | | | 1 | 1 | | |
| | 83 | J | Audras ② | | | | 1 | | 1 | | 19 | D | Mutton | IT | | | | | | | |
| | 87 | M | Caparossi | 1 | | | | 1 | 1 | | 3 | A | Stone | ITI | | | | | 11 | 2 | |
| | 89 | A | Carr | | 1 | | | | | | 35 | S | Thain | T | | | | | | | |
| | 32 | S | Connelly ① | 1 | III | | | III | 3 | | 86 | J | Rea | III | | | | | | | |
| | 78 | R | Golber | | | 1 | 1 | | 2 | | 53 | M | Capriotti | | | | | | | | |
| | 70 | D | Kilderry ④ | | 1 | | | | | | 42 | T | Torford | | | 1 | | | 1 | 2 | |
| | | S | Leary | | | | | | | | 32 | N | Tuck | 1 | | | | | | | |
| | 93 | C | Hookes ③ | | III | | | III | 4 | | 20 | L | Partington | 1 | | | | | | | |
| | 3 | S | Olesen | 1 | | | | | | | 5 | P | Forbes | T | | | | | | | |
| | 95 | D | otto | T | | | 1 | 1 | 3 | | 41 | T | Falton | 1 | | 1 | | | | 1 | |
| | 94 | C | Sinn | | | | | | | | | | | | | | | | | | |
| | 4 | T | Watts | T | | | III | | 4 | | | | | | | | | | | | |
| | 81 | J | otto ③ | | | | | | | | | | | | | | | | | | |
| | 21 | K | Hill | | | | 1 | | 1 | | | | | | | | | | | | |
| | | | | | | Totals | | | | 156719 | | | | | | | Totals | | | | 20136 |

Officials Report

Score: 19 to 6

Time Clock: Yes No

Green Card: Yes No

Yellow Card: Yes No

Red Card: Yes No

Correct Starting Time: Yes No

Correct Uniforms: Yes No

Comments:

Won by Bernside Umpires/Referees Score 19 to 6

Signified Correct... Signature [Signature] Name GARIE M Club ALRA

1st Named Team [Signature] Signature [Signature] Name B. Edwards Club Bsn

2nd Named Team [Signature] Signature _____ Name _____ Club _____

1st Named Team BURNSIDE

2nd Named Team STURT

| LSA No. | No. | Initials | Surname (In Alphabetical Order) | Penal | Assist | Goals | | | | Total | LSA No. | No. | Initials | Surname (In Alphabetical Order) | Penal | Assist | Goals | | | | Total |
|---------|-----|--------------|---------------------------------|-------|--------|----------------------|---|---|---|-------|---------|-----|----------------|---------------------------------|-------|---------------------|-------|---|---|---|-------|
| | | | | | | 1 | 2 | 3 | 4 | | | | | | | | 1 | 2 | 3 | 4 | |
| | 16 | N | Aston | | | | | | | | 26 | M | ERBELENS (1) | | | | | | | | 1 |
| | 83 | J | Andras | | | | | | | | 19 | D | MUTTON (3) | | | | | | | | |
| | 37 | K | Caporassi | | | | | | | | 3 | A | STONE | | | | | | | | 2 |
| | 39 | A | Cam | | | | | | | | 35 | S | THAIN | | | | | | | | |
| | 32 | S | Connelly | | | | | | | | 56 | J | REA | | | | | | | | |
| | 8 | K | W. G. G. G. | | | | | | | | 53 | M | CAPRIOTTI (2) | | | | | | | | |
| | 72 | D | Kilderny | | | | | | | | 42 | T | TOXFORD | | | | | | | | 2 |
| | | S | W. G. G. G. | | | | | | | | 32 | N | TUCK (4) | | | | | | | | |
| | 93 | C | Hooker | | | | | | | | 20 | L | PARTINGTON (5) | | | | | | | | |
| | 3 | S | Olesen | | | | | | | | 5 | P | FORBES | | | | | | | | |
| | 95 | D | otto | | | | | | | | 41 | T | FALLOON | | | | | | | | 1 |
| | 94 | C | Simms | | | | | | | | | | | | | | | | | | |
| | 4 | T | Watts | | | | | | | | | | | | | | | | | | |
| | 81 | J | otto | | | | | | | | | | | | | | | | | | |
| | 21 | K. | HILL | | | | | | | | | | | | | | | | | | |
| | | | | | | Totals 156719 | | | | | | | | | | Totals 2-136 | | | | | |

Officials Report

Scoring: Yes No

Time Clock: Yes No

Green Card: Yes No

Yellow Card: Yes No

Red Card: Yes No

Correct Starting Time: Yes No

Correct Lineup: Yes No

Comments:

Disputed Penalty: Yes No

Time Outs: Yes No

Score: Yes No

Player: Yes No

Official: Yes No

Won by BURNSIDE Umpires/Referees Score 19 to 6

Signified Correct... Signature [Signature] Name BALLIE M Club ALZA

1st Named Team [Signature] Signature [Signature] Name B. Edwards Club Bsn

2nd Named Team [Signature] Signature _____ Name _____ Club _____

1st Named Team WEST TORRENS 2nd Named Team ETP

| LSA No. | No. | Initials | Surname (In Alphabetical Order) | Penal | Assist | Goals | | | | Total | LSA No. | No. | Initials | Surname (In Alphabetical Order) | Penal | Assist | Goals | | | | Total |
|---|-----|----------|---------------------------------|-------|--------|-------------------|---|---|----|-------|---|-----|-----------|---------------------------------|-------|--------|------------------|---|---|---|-------|
| | | | | | | 1 | 2 | 3 | 4 | | | | | | | | 1 | 2 | 3 | 4 | |
| | 5 | J | HARLEY | 11 | | | | | 11 | | 6 | J | ARTHER | | | | | | | | |
| | 8 | C | SHERPERED | | | | | | | | 25 | M | DENOTER | | | | | | | | |
| | 4 | W | LITTLE | | | | | | | | 18 | R | FARMER | 1 | | | | | | | |
| | 14 | P | MUNDY | | | | | | | | 13 | P | GRAY | 11 | | | | | | | |
| | 10 | M | LARWOOD | 1 | | | | | | | 24 | B | HARRISON | | | | | | | | |
| | 23 | M | VOLPTO | 1 | | | | | | | 35 | A | LANG | | | | | | | | |
| | 19 | M | MULHALL | 1 | | | | | | | 36 | T | LEGGETT | | | | | | | | |
| | 36 | T | McDONALD | | | | | | | | 17 | H | LINTVELT | | | | | | | | |
| | 41 | S | HORTON | | | | | | 1 | | 34 | B | MAGNUS | | | | | | | | |
| | 9 | S | RETALLICK | | | | | | | | 30 | A | MARAFIOTI | 1 | | | | | | | |
| | 39 | O | JALERO | | | | | | | | 37 | J | McBEE | 11 | | | | | | | |
| | 34 | M | ELLIOT | | | | | | | | 40 | T | ROSS | | | | | | | | |
| | 35 | S | BENETT | | | | | | 1 | | 19 | L | VICKERY | | | | | | | | |
| | 13 | A | ZUFFEREY | | | | | | | | 33 | S | VICKERY | | | | | | | | |
| | 6 | M | HARLEY | | 11 | | | | 11 | | 15 | R | WIGHTMAN | | | | | | | | |
| <i>[Signature]</i> | | | | | | | | | | | <i>[Signature]</i> | | | | | | | | | | |
| Time Outs <input checked="" type="checkbox"/> | | | | | | Totals 4 5 3 4 16 | | | | | Time Outs <input checked="" type="checkbox"/> | | | | | | Totals 1 0 0 0 1 | | | | |

Won by W.T Umpires/Referees Score 16 to 1
 Signified Correct... Signature [Signature] Name Brian BARLETT Club GLANELG
 1st Named Team Signature [Signature] Name DAWSON Club BLA
 2nd Named Team Blanchilles Signature _____ Name _____ Club _____

Officials Report

Scorer: Referee: Time Clock: Green Card: Yellow Card: Red Card: Correct Starting Time: Correct End Time: Correct Length: Correct Score: Correct Signatures:

1st Named Team West Torrens 2nd Named Team ETP

| LSA No. | No. | Initials | Surname (In Alphabetical Order) | Penal | Assist | Goals | | | | Total | LSA No. | No. | Initials | Surname (In Alphabetical Order) | Penal | Assist | Goals | | | | Total | | |
|-----------|--------------|--------------|---------------------------------|--------|--------|-------|---|------------|---|-------|---------|-----------|-------------------|---------------------------------|-------|--------|-------|---|---|-----------|-------|--|--|
| | | | | | | 1 | 2 | 3 | 4 | | | | | | | | 1 | 2 | 3 | 4 | | | |
| | 5 | JU | HARLEY | | | | | | 4 | | 6 | J | PORTNOR | | | | | | | | | | |
| | 6 | S | BENNETT | | | | | | | | 25 | M | DEWITT | | | | | | | | | | |
| | 8 | C | SHEPHERD | | | | | | | | 18 | B | FARMER | | | | | | | | | | |
| | 4 | W | LITTLE | | | | | | | | 13 | P | GRA | | | | | | | | | | |
| | 14 | P | MUNDY | | | | | | | | 24 | B | HARRISON | | | | | | | | 1 | | |
| | 10 | M | CARWOOD | | | | | | | | 35 | A | CARE | | | | | | | | | | |
| | 23 | M | VOLPATO | | | | | | 1 | | 36 | T | LIGHTS | | | | | | | | | | |
| | 19 | M | MCMILLAN | | | | | | | | 17 | H | LINTVELT | | | | | | | | | | |
| | 36 | T | MCDONALD | | | | | | | | 34 | BA | LAW | | | | | | | | | | |
| | 41 | S | HARTON | | | | | | 3 | | 30 | A | WILSON | | | | | | | | | | |
| | 9 | J | RETANICK | | | | | | | | 37 | J | MASSE | | | | | | | | | | |
| | 39 | O | VIMERO | | | | | | 1 | | 40 | T | REDF | | | | | | | | | | |
| | 34 | M | ELLIOTT | | | | | | | | 19 | L | VICKORY | | | | | | | | | | |
| | 35 | S | BENNETT | | | | | | 3 | | 33 | S | VICKORY | | | | | | | | | | |
| | 13 | A | ZUFFEREY | | | | | | | | 15 | R | WISHTIMAN | | | | | | | | | | |
| | 6 | M | HARLEY | | | | | | 4 | | | | | | | | | | | | | | |
| Rbut | | | | | | | | | | BPP | | | | | | | | | | | | | |
| Time Outs | | | | Totals | | | | 4 5 3 4 16 | | | | Time Outs | | | | Totals | | | | 1 0 0 0 1 | | | |

Officials Report

Scorers
1st Team Yes No
2nd Team Yes No

Time Clock
Yes No

Green Card
Yes No

Yellow Card
Yes No

Red Card
Yes No

Correct Starting Time
Yes No

Correct Uniforms
1st Team Yes No
2nd Team Yes No

Comments

Coaches Voting
Most Valuable Player (Senior & U17 Grades Only)

1. Name: J Harley
Club: WTLC No. 5

2. Name: B Harrison
Club: ETP No. 24

3. Name: P Munday
Club: WTLC No. 14

(Both Coaches to sign)
Name: M... Club: WTLC
Signature: [Signature]

Name: [Signature] Club: WTLC
Signature: [Signature]

Won by West Torrens Umpires/Referees Score 16 to 1
 Signified Correct.. Signature [Signature] Name R Ryan Badger Club GLENEILG
 1st Named Team Signature [Signature] Name Southern Club ALRA
 2nd Named Team Signature [Signature] Name _____ Club _____

1st Named Team Adelaide University

2nd Named Team Glenelg

| LSA No. | No. | Initials | Surname (In Alphabetical Order) | Penal | Assist | Goals | | | | Total | LSA No. | No. | Initials | Surname (In Alphabetical Order) | Penal | Assist | Goals | | | | Total | | | | | | | | | | | | | | | | | | | | | | |
|---|-----|----------|---------------------------------|-------|--------|-------|---|---|---|-------|------------------|-----|----------|---------------------------------|-------|--------|-------|---|---|---|-------|---|--|--|--|--|--|--|--|--|--|--|-------------------|--|--|--|--|--|--|--|--|--|--|
| | | | | | | 1 | 2 | 3 | 4 | | | | | | | | 1 | 2 | 3 | 4 | | | | | | | | | | | | | | | | | | | | | | | |
| | 14 | R | Bailey | | | | | | | | | 1 | R | Alford | | | | | | | | | | | | | | | | | | | | | | | | | | | | | |
| | 17 | A | Cooper | | | | 1 | 1 | | 2 | | 5 | J | Cluse | | | | | | | | | | | | | | | | | | | | | | | | | | | | | |
| | 8 | A | Croker | | | | | | | | | 4 | S | Dinning | | | 1 | 1 | 1 | 1 | | | | | | | | | | | | | | | | | | | | | | | |
| | 16 | H | Graham | | | | | | | | | 9 | M | Campbell | | | | | | | | | | | | | | | | | | | | | | | | | | | | | |
| | 66 | S | Kang | | | | | | | | | 3 | A | Gikas | | | | | | | | | | | | | | | | | | | | | | | | | | | | | |
| | 23 | M | Kenefick | | | | | | | | | 6 | D | Halliwel | | | | | | | | | | | | | | | | | | | | | | | | | | | | | |
| | 11 | J | Lovat | | | | | | | | | 15 | M | Kolen | | | | | | | | | | | | | | | | | | | | | | | | | | | | | |
| | 4 | O | Lovat | | | | | | | | | 17 | A | Semmler | | | | | | | | | | | | | | | | | | | | | | | | | | | | | |
| | 10 | R | O'Connor | | | | | | | | | 16 | C | Stevens | | | | | | | | | | | | | | | | | | | | | | | | | | | | | |
| | 65 | J | O'Grady | | | | | | | | | 18 | D | Stevens | | | | | | | | | | | | | | | | | | | | | | | | | | | | | |
| | 15 | J | Roland | | | | | | | | | 2 | P | White | | | | | | | | | | | | | | | | | | | | | | | | | | | | | |
| | 6 | S | uern | | | | | | | | | 8 | T | Bartlett | | | | | | | | | | | | | | | | | | | | | | | | | | | | | |
| | 13 | D | Walton | | | | | | | | | 10 | J | Killen | | | | | | | | | | | | | | | | | | | | | | | | | | | | | |
| | 55 | P | Wise | | | | | | | | | 13 | J | Searle | | | | | | | | | | | | | | | | | | | | | | | | | | | | | |
| | 2 | N | Moon | | | | | | | | | 7 | S | Smith | | | | | | | | | | | | | | | | | | | | | | | | | | | | | |
| Time Outs <input checked="" type="checkbox"/> <input checked="" type="checkbox"/> | | | | | | | | | | | Totals 0 3 1 1 5 | | | | | | | | | | | Time Outs <input checked="" type="checkbox"/> | | | | | | | | | | | Totals 3 6 5 3 17 | | | | | | | | | | |

Officials Report

Referee: Yes No
 Time Clock: Yes No
 Green Card: Yes No
 Yellow Card: Yes No
 Red Card: Yes No
 Correct Starting Time: Yes No
 Correct Lineups: Yes No
 Comments:

Coach's Writing
 Name: P. Vicker
 Club: BTB
 Name: M. W. Wicket
 Club: WTLC

Won by Glenelg Umpires/Referees Score 17 to 5
 Signified Correct... Signature P. Vicker Name P. Vicker Club BTB
 1st Named Team Adelaide University Signature M. W. Wicket Name M. W. Wicket Club WTLC
 2nd Named Team Glenelg Signature _____ Name _____ Club _____
 White Copy to REGISTRAR Blue Copy to CLUB Yellow Copy to UMPIRES/REFEREES

1st Named Team ADELAIDE UNIVERSITY 2nd Named Team GLENELG

| LSA No. | No. | Initials | Surname (In Alphabetical Order) | Penal | Assist | Goals | | | | Total | LSA No. | No. | Initials | Surname (In Alphabetical Order) | Penal | Assist | Goals | | | | Total |
|---|-----|----------|---------------------------------|-------|--------|-------|---|---|-----|---|---------|-----|---------------|---------------------------------|-------|--------|-------|---|---|-----|-------|
| | | | | | | 1 | 2 | 3 | 4 | | | | | | | | 1 | 2 | 3 | 4 | |
| | 14 | R | BAILEY | | | | | | | | 1 | R | ALFORD (2) | | | | | | | | |
| | 17 | A | COOPER | | | ' | ' | | 2 | | 5 | J | CHUSE | | | | | | | | |
| | 8 | A | CROKER | ' | | | | | | | 4 | S | DINNING | | ' | | ' | ' | | 4 | |
| | 16 | H | GRAHAM | | | | | | | | 9 | M | CAMPBELL (5) | | | | | | | | |
| | 66 | S | KANG | | | | | | | | 3 | A | GIKAS | | | | ' | | | 1 | |
| | 23 | M | KENEFICK | | | | | | | | 6 | D | HALLIWELL (5) | | | | | | | | |
| | 11 | J | LOVAT | | | | | | | | 15 | M | KOLEN | ' | | | ' | | | 1 | |
| | 4 | O | LOVAT | ' | ' | ' | ' | | 1-1 | | 17 | A | SEMMLER | ' | ' | | " | | | 2-1 | |
| | 10 | R | O'CONNOR | | | | | | | | 16 | C | STEVENS | | ' | ' | ' | | | 2-1 | |
| | 65 | J | O'GRADY | | | | | | | | 18 | D | STEVENS | | | | | | | | |
| | 15 | J | ROLAND | | | ' | | | 1 | | 2 | P | WHITE (3) | | | | | | | | |
| | 6 | S | VERN | | | | ' | | 1 | | 8 | T | BARTLETT (2) | | | ' | " | " | ' | 6 | |
| | 13 | D | WALTON | | | | | | | | 10 | J | KILLEN (4) | | " | | | ' | | 1-3 | |
| | 55 | P | WISE | ' | | | | | | | 13 | J | SEARLE | " | | | | | | | |
| | 2 | N | MOON | | | | | | | | 7 | S | SMITH | | | | | | | | |
| <i>P. Vickery</i> | | | | | | | | | | <i>P. Vickery</i> | | | | | | | | | | | |
| Time Outs <input checked="" type="checkbox"/> | | | | | | | | | | Time Outs <input checked="" type="checkbox"/> | | | | | | | | | | | |
| Totals - 3 1 1 5 | | | | | | | | | | Totals 3 6 5 3 17 | | | | | | | | | | | |

Officials Report

Referee
 Referee Name: P. Vickery Club: GLENELG
 Referee No: 1111

Time Clock
 Time Clock: Yes

Green Card
 Green Card: Yes

Yellow Card
 Yellow Card: Yes

Red Card
 Red Card: Yes

Correct Starting Time
 Correct Starting Time: Yes

Correct Uniforms
 Correct Uniforms: Yes

Comments
 Comments:

Coaches' Voting
 Coach 1: Club:
 Coach 2: Club:
 Coach 3: Club:
 Coach 4: Club:
 Coach 5: Club:
 Coach 6: Club:
 Coach 7: Club:
 Coach 8: Club:
 Coach 9: Club:
 Coach 10: Club:

Won by GLENELG Umpires/Referees Score 17 to 5
 Signified Correct... Signature P. Vickery Name P. Vickery Club GLENELG
 1st Named Team Signature M. W. ... Name M. W. ... Club WTKC
 2nd Named Team Signature Name Club



1st Named Team STURT

2nd Named Team NORTH ADELAIDE

| LSA No. | No. | Initials | Surname (In Alphabetical Order) | Penal | Assist | Goals | | | | Total | LSA No. | No. | Initials | Surname (In Alphabetical Order) | Penal | Assist | Goals | | | | Total | | | | | | | | | | | | | | | |
|---------|---------------|--------------|---------------------------------|-------|--------|---------------|---|---|-----|-------|---------|-----|----------|---------------------------------|-----------|--------|-------|---|---|---|-------|---------------|--|--|--|--|---|---|---|---|---|--|--|--|--|-----|
| | | | | | | 1 | 2 | 3 | 4 | | | | | | | | 1 | 2 | 3 | 4 | | | | | | | | | | | | | | | | |
| | 63 | M | CAPRIOTTI | | | | | | | | | | 28 | J | ACKERS | | | | | | | | | | | | | | | | | | | | | |
| | 56 | J | REA | | | | | | | | | | 18 | B | CHARLES | | | | | | | | | | | | | | | | | | | | | 1/1 |
| | 35 | S | THAINE | | | | | | | | | | 21 | D | DRINIC | | | | | | | | | | | | | | | | | | | | | |
| | 18 | M | FL | | | | | | 2 | | | | 16 | B | GASPARI | | | | | | | | | | | | | | | | | | | | | |
| | 20 | M | BLAIR | | | | | | 1 | | | | 6 | M | KLAUITTER | | | | | | | | | | | | | | | | | | | | | |
| | 75 | D | MCFARLANE | | | | | | 1 | | | | 33 | A | LEFIK | | | | | | | | | | | | | | | | | | | | | |
| | 27 | D | MUTTON | | | | | | | | | | 37 | C | MAYMAN | | | | | | | | | | | | | | | | | | | | | |
| | 35 | S | THAIN | | | | | | | | | | 30 | S | MAYMAN | | | | | | | | | | | | | | | | | | | | | |
| | 41 | T | FALLOON | | | | | | 1/2 | | | | 8 | J | MORRIS | | | | | | | | | | | | | | | | | | | | | 1 |
| | 42 | T | TUXFORD | | | | | | 6 | | | | 26 | S | MORRIS | | | | | | | | | | | | | | | | | | | | | 2/2 |
| | 32 | N | TUCK | | | | | | 1/1 | | | | 23 | S | ROBERTS | | | | | | | | | | | | | | | | | | | | | |
| | 7 | C | STEFFE | | | | | | 2/1 | | | | 14 | D | ROBERTSON | | | | | | | | | | | | | | | | | | | | | 4/2 |
| | | | | | | | | | | | | | 19 | A | SEWELL | | | | | | | | | | | | | | | | | | | | | |
| | | | | | | | | | | | | | 10 | D | THORPE | | | | | | | | | | | | | | | | | | | | | |
| | | | | | | Totals | | | | | 3 | 4 | 2 | 4 | 13 | | | | | | | Totals | | | | | 2 | 1 | 2 | 3 | 8 | | | | | |

Officials Report

Scorers
 1st Team Yes No
 2nd Team Yes No

Time Clock
 Yes No

Green Card
 Yes No

Yellow Card
 Yes No

Red Card
 Yes No

Correct Starting Time
 Yes No

Correct Uniforms
 1st Team Yes No
 2nd Team Yes No

Comments

Coaches' Voting
 (Senior & U17 Grades Only)

1. Name.....
 Club.....No.....

2. Name.....
 Club.....No.....

3. Name.....
 Club.....No.....

(Both Coaches to sign)
 Name.....Club.....
 Signature.....
 Name.....Club.....
 Signature.....

Won by STURT Umpires/Referees

Score 13 to 8

Signified Correct...
 1st Named Team KS Feilbach Name M Hoag Club WCC
 Signature _____ Name Rob Postel Club WCC
 2nd Named Team Drew Taylor Name _____ Club _____
 Signature _____ Name _____ Club _____

1st Named Team ETP

2nd Named Team BRIGHTON

| LSA No. | No. | Initials | Surname (In Alphabetical Order) | Penal | Assist | Goals | | | | Total | LSA No. | No. | Initials | Surname (In Alphabetical Order) | Penal | Assist | Goals | | | | Total |
|---|-----|----------|---------------------------------|-------|--------|-------|---|---|---|---|---------|-----|-----------|---------------------------------|-------|--------|-------|---|---|---|-------|
| | | | | | | 1 | 2 | 3 | 4 | | | | | | | | 1 | 2 | 3 | 4 | |
| | 20 | R | DENOTTER | | | | | | | | 4 | M | Cole | | | | | | | | 1 |
| | 4 | K | FRANKEE | | | | | | | | 11 | G | ELLISS | | | | | | | | 6 |
| | 33 | P | GRAY | | | | | | | | 16 | T | ELLISS | | | | | | | | 2 |
| | 15 | B | HARRISON | | | | | | | | 9 | B | Lee | | | | | | | | |
| | 35 | A | LANG | | | | | | | | 2 | T | Lee | | | | | | | | |
| | 37 | T | LEGETT | | | | | | | | 7 | C | Lindher | | | | | | | | |
| | 6 | S | LIM | | | | | | 2 | | 14 | J | McLatchey | | | | | | | | |
| | 24 | H | LINTVELT | | | | | | | | 1 | C | O'Brien | | | | | | | | 1 |
| | 34 | B | MAGNUS | | | | | | | | 13 | G | Revell | | | | | | | | |
| | 30 | A | MARAFIOTI | | | | | | | | 17 | D | Shinnick | T | | | | | | | |
| | 25 | B | MORRIS | | | | | | | | 10 | T | Snowball | | | | | | | | 1 |
| | 17 | D | PLATT | | | | | | | | 3 | B | Stuart | | | | | | | | 6 |
| | 40 | T | ROSS | | | | | | | | 19 | C | Terry | T | | | | | | | 5 |
| | 13 | R | WIGHTMAN | | | | | | | | 6 | D | Terry | | | | | | | | |
| | 18 | S | ARTHUR | T | | | | | | | 5 | A | Wollaston | | | | | | | | |
| <i>[Signature]</i> | | | | | | | | | | <i>[Signature]</i> | | | | | | | | | | | |
| Time Outs <input checked="" type="checkbox"/> | | | | | | | | | | Time Outs <input checked="" type="checkbox"/> | | | | | | | | | | | |
| Totals 00112 | | | | | | | | | | Totals 275822 | | | | | | | | | | | |

Won by Brighton
 Signified Correct... *[Signature]*
 1st Named Team E.P
 2nd Named Team J. Bartholomew

Umpires/Referees
 Signature *[Signature]* Name BARRIE M. Club ALRA.
 Signature *[Signature]* Name BRYAN BARTON Club GENEW
 Signature _____ Name _____ Club _____

Officials Report

Score 22 to 2

Time Outs: Yes No

Green Card: Yes No

Yellow Card: Yes No

Red Card: Yes No

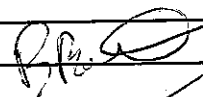

Correct Starting Time: Yes No

Correct Uniforms: Yes No



Comments: _____

1st Named Team ETP

2nd Named Team BRIGHTON

| LSA No. | No. | Initials | Surname (In Alphabetical Order) | Penal | Assist | Goals | | | | Total | LSA No. | No. | Initials | Surname (In Alphabetical Order) | Penal | Assist | Goals | | | | Total | | |
|---|-----|----------|---------------------------------|-------|--------|------------------|---|---|---|-------|---|-----------|----------|---------------------------------|-------|--------|-------|-------------------|-----|-----|-------|--|--|
| | | | | | | 1 | 2 | 3 | 4 | | | | | | | | 1 | 2 | 3 | 4 | | | |
| | 20 | R | DENOTER | 11 | | | | | | | | 4 | M | COLE | | | | | 1 | | 1-0 | | |
| | 4 | K | FRANKEE | 1 | | | | | | | | 11 | G | ELLISS (4) | 1 | 111 | 111 | 111 | 111 | 6-3 | | | |
| | 33 | P | GRAY | | | | | | | | | 16 | T | ELLISS | | | | 1 | 1 | 2-0 | | | |
| | 15 | B | HARRISON | | | | | | | | | 9 | B | LEE | | | | | | | | | |
| | 35 | A | LANG | | | | | | | | | 2 | T | LEE | | | | | | | | | |
| | 37 | T | LEGGETT | | | | | | | | | 7 | C | LINDNER (5) | | | | | | | | | |
| | 6 | S | LIM | | | 1 | 1 | | 2 | | | 14 | J | M'LATCHY | 11 | | | | | | | | |
| | 24 | H | LINVILT | | | | | | | | | 1 | C | O'BRIEN (1) | 1 | 111 | 1 | | | 1-3 | | | |
| | 34 | B | MAGNUS | 1 | | | | | | | | 13 | G | REVELL | | | | | | | | | |
| | 30 | A | MARAFIOTI | | | | | | | | | 17 | D | SHINNICK (3) | 1 | | | | | | | | |
| | 25 | B | MORRIS | | | | | | | | | 10 | T | SNOWBALL | | | | 1 | | 1-0 | | | |
| | 17 | D | PLATT | 11 | | | | | | | | 19 | B | STUART (2) | | 11 | 111 | 111 | 6-2 | | | | |
| | 40 | T | ROSS | | | | | | | | | 19 | C | TERRY | 1 | 1 | 111 | 1 | 1 | 5-1 | | | |
| | 13 | R | WIGHTMAN | | | | | | | | | 6 | D | TERRY | | | | | | | | | |
| | 18 | J | ARTHUR | 1 | | | | | | | | 5 | A | WOLCASTON | | | | | | | | | |
|  | | | | | | | | | | |  | | | | | | | | | | | | |
| Time Outs | | | | | | Totals 0 0 1 1 2 | | | | | | Time Outs | | | | | | Totals 2 7 5 8 22 | | | | | |

Won by Brighton
 Signified Correct...
 1st Named Team
 2nd Named Team J. Bartholomew


Umpires/Referees
 Signature  Name BARRIE M. Club ALRA
 Signature  Name BRIAN BARTLETT Club GENEG
 Signature _____ Name _____ Club _____

Officials Report

Green
 Yellow
 Red
 Blue
 Purple
 Orange
 Pink
 Grey
 Black
 White
 Brown
 Silver
 Gold
 Bronze
 Copper
 Iron
 Steel
 Aluminum
 Plastic
 Rubber
 Glass
 Wood
 Paper
 Fabric
 Leather
 Metal
 Stone
 Brick
 Concrete
 Asphalt
 Gravel
 Sand
 Soil
 Water
 Air
 Fire
 Light
 Sound
 Heat
 Cold
 Humidity
 Wind
 Rain
 Snow
 Ice
 Fog
 Clouds
 Sun
 Moon
 Stars
 Planets
 Galaxies
 Universe

1st Named Team Glenelg

2nd Named Team _____

| LSA No. | No. | Initials | Surname (In Alphabetical Order) | Penal | Assist | Goals | | | | Total | LSA No. | No. | Initials | Surname (In Alphabetical Order) | Penal | Assist | Goals | | | | Total | |
|-----------|-----|----------|---------------------------------|--|--------|-------|---|---|---|-------|---------|-----------|----------|---------------------------------|-------|---------------|-------|---|---|---|-------|--|
| | | | | | | 1 | 2 | 3 | 4 | | | | | | | | 1 | 2 | 3 | 4 | | |
| | 1 | R | Alford | | | | | | | | | | | | | | | | | | | |
| | 14 | M | Bartlett | | | | | | | | | | | | | | | | | | | |
| | 5 | S | Dinning | | | | | | | | | | | | | | | | | | | |
| | 17 | J | Killen | | | | | | | | | | | | | | | | | | | |
| | 3 | M | Kolen | | | | | | | | | | | | | | | | | | | |
| | 4 | J | Cluse | | | | | | | | | | | | | | | | | | | |
| | 6 | A | Gikas | | | | | | | | | | | | | | | | | | | |
| | 7 | J | Sevite | | | | | | | | | | | | | | | | | | | |
| | 8 | A | Semmler | | | | | | | | | | | | | | | | | | | |
| | 2 | N | Southwell | | | | | | | | | | | | | | | | | | | |
| | 18 | C | Stevens | | | | | | | | | | | | | | | | | | | |
| | 9 | D | Stevens | | | | | | | | | | | | | | | | | | | |
| | 10 | N | Went | | | | | | | | | | | | | | | | | | | |
| | 99 | P | White | | | | | | | | | | | | | | | | | | | |
| | 69 | S | Smith | | | | | | | | | | | | | | | | | | | |
| | | | |  | | | | | | | | | | | | | | | | | | |
| Time Outs | | | | Totals | | | | | | | | Time Outs | | | | Totals | | | | | | |

Won by Glenelg
 Signified Correct...
 1st Named Team _____
 2nd Named Team _____

Umpires/Referees
 Signature _____ Name _____ Club _____
 Signature _____ Name _____ Club _____
 Signature _____ Name _____ Club _____

Score _____ to _____

Officials Report

Referee: _____
 Time Clock: _____
 Green Card: _____
 Yellow Card: _____
 Red Card: _____
 Correct Starting Time: _____
 Correct Uniform: _____
 Correct Working: _____



DIVISION ONE

Report from West Torrens Club Date 30/4/11 Grade Mens/Womens

1st Named Team

WOODVILLE

2nd Named Team

West Torrens

| LSA No. | No. | Initials | Surname (In Alphabetical Order) | Penal | Assist | Goals | | | | Total | LSA No. | No. | Initials | Surname (In Alphabetical Order) | Penal | Assist | Goals | | | | Total |
|------------------------|-----|----------|---------------------------------|-------|--------|--------|---|---|---|-------|------------------------|-----|----------|---------------------------------|-------|--------|--------|---|---|---|-------|
| | | | | | | 1 | 2 | 3 | 4 | | | | | | | | 1 | 2 | 3 | 4 | |
| | 12 | L | OSWALD | T | | | | | | | | 3 | D | LOMMAN | | 111 | | | | | 1 |
| | 5 | J | OSWALD | | | | | | | | | 8 | C | SHEPARD | T | | | | | | 4 |
| | 11 | G | PAUL | | | | | | | | | 4 | W | LITTLE | | | | | | | 4 |
| | 9 | H | DAVIES | | | | | | | | | 14 | P | MUNDY | " | | | | | | 3 |
| | 10 | S | KROTSCHMIDT | | | | | | | | | 23 | M | VOLPATO | T | 1 | 1 | 1 | 1 | | 3 |
| | 4 | J | WOOD | | | | | 1 | 1 | 2 | | 11 | M | MULHALL | | | | | | | 1 |
| | 14 | D | HODGKINSON | " | | | | | | | | 4 | S | HORTON | | | | | | | 1 |
| | 7 | H | HUNT | | 1 | | | | | 1 | | 34 | J | RETALLICK | " | | | | | | |
| | 8 | M | KELLS | | | | | | | 2 | | 25 | M | ELLIOTT | | | | | | | |
| | 2 | G | WOOD | | | | | | | | | 27 | B | STARR | " | | | | | | 2 |
| | | | | | | | | | | | | 39 | L | RAY | T | | 1 | | | | 1 |
| | | | | | | | | | | | | 9 | A | ZUFFEREY | | | | 1 | | | 1 |
| | | | | | | | | | | | | 32 | C | JOHNSTON | | | | | | | 1 |
| | | | | | | | | | | | | 10 | M | YALLOP | | | | | | | |
| | | | | | | | | | | | | 35 | O | VALERO | | | | | | | |
| Time Outs <u>1/1/1</u> | | | | | | Totals | | | | | Time Outs <u>-/-/-</u> | | | | | | Totals | | | | |
| | | | | | | 1 | 2 | 1 | 1 | 5 | | | | | | | 4 | 4 | 1 | 4 | 13 |

Officials Report

Scorers
 1st Team Yes No
 2nd Team Yes No

Time Clock
 Yes No

Green Card
 Yes No

Yellow Card
 Yes No

Red Card
 Yes No

Correct Starting Time
 Yes No

Correct Uniforms
 1st Team Yes No
 2nd Team Yes No

Comments

Coaches Voting
 Most Valuable Player (Senior & U17 Grades Only)
 1. Name P. Munday
 Club WTL No 14
 2. Name J Wood
 Club WLC No 4
 3. Name M Yallop
 Club WTL No 10
 (Both Coaches to sign)
 Name M Club W
 Signature [Signature]
 Name M Club W
 Signature [Signature]

Won by West Torrens Umpires/Referees Score 13 to 5
 Signified Correct... Signature [Signature] Name Michael Cordie Club WTL
 1st Named Team M. Richardson Signature S. Ellis Name Shane Abbott Club WTL
 2nd Named Team Signature _____ Name _____ Club _____

1st Named Team Woodville

2nd Named Team West Torrens

| LSA No. | No. | Initials | Surname (In Alphabetical Order) | Penal | Assist | Goals | | | | Total | LSA No. | No. | Initials | Surname (In Alphabetical Order) | Penal | Assist | Goals | | | | Total | | | | | | | | | |
|---------|-----|----------|---------------------------------|-------|--------|---------------|----|---|---|-------|---------|-----|-----------|---------------------------------|-------|--------|-------|---|---|---------------|-------|--|--|--|--|---|---|---|---|----|
| | | | | | | 1 | 2 | 3 | 4 | | | | | | | | 1 | 2 | 3 | 4 | | | | | | | | | | |
| | 12 | L | OSWALD (5) | F | | | | | | | 3 | D | Lomman | | | | | | | 1 | | | | | | | | | | |
| | 5 | J | OSWALD (3) | F | | | | | | | 8 | C | Sherstead | F | | | | | | | | | | | | | | | | |
| | 11 | G | PAULL (2) | | | | | | | | 4 | W | Little | | | 11 | | 1 | | 4 | | | | | | | | | | |
| | 9 | H | DAVIDS | | | | | | | | 14 | P | Mundy | 11 | | | | | | | | | | | | | | | | |
| | 10 | S | KRETSCHMER | | | | | | | | 23 | M | VOLPATO | F | | | 1 | 1 | | 3 | | | | | | | | | | |
| | 4 | J | WOOD (1) | | | | 1 | 1 | 2 | | 11 | M | MULHALL | | | | | | | | | | | | | | | | | |
| | 14 | D | HODAKIASON | 11 | | | | | | | 41 | S | MORTON | | | | | | | 1 | | | | | | | | | | |
| | 7 | A | HUNT | | 1 | | | | 1 | | 34 | J | Retallick | 11 | | | | | | | | | | | | | | | | |
| | 8 | M | ELLIS (4) | | | | 11 | | 2 | | 25 | M | ELIOTT | | | | | | | | | | | | | | | | | |
| | 2 | G | WOOD | 1 | | | | | | | 27 | B | STARK | 1 | | | | | | | | | | | | | | | | |
| | | | | | | | | | | | 39 | L | RAY | 11 | | | | 1 | | 2 | | | | | | | | | | |
| | | | | | | | | | | | 9 | A | ZUFFERY | | | | | | | 1 | | | | | | | | | | |
| | | | | | | | | | | | 32 | C | Johnston | 1 | | | | | | 1 | | | | | | | | | | |
| | | | | | | | | | | | 10 | M | GALLOP | | | | | | | | | | | | | | | | | |
| | | | | | | | | | | | 35 | O | VALLERO | | | | | | | | | | | | | | | | | |
| | | | | | | Totals | | | | 1 | 2 | 1 | 5 | | | | | | | Totals | | | | | | 4 | 4 | 1 | 4 | 13 |

Officials Report

Scorers
 Referee: Yes No
 Time Clock: Yes No
 Green Card: Yes No
 Yellow Card: Yes No
 Red Card: Yes No
 Correct Starting Time: Yes No
 Correct Uniforms: Yes No
 Comments:

Won by West Torrens Umpires/Referees Score 5 to 13
 Signified Correct... Signature [Signature] Name Michael Louie Club
 1st Named Team M. Richardson Signature [Signature] Name Shane [Signature] Club WLC
 2nd Named Team [Signature] Signature Name Club



Report from Bernside Club

Date 30/4/11 Round 3 Grade D1

1st Named Team Bernside

2nd Named Team Glenelg University

| LSA No. | No. | Initials | Surname (In Alphabetical Order) | Penal | Assist | Goals | | | | Total | LSA No. | No. | Initials | Surname (In Alphabetical Order) | Penal | Assist | Goals | | | | Total | | | | | | | | | | | | |
|--------------------|-----|------------|---------------------------------|-------|--------|-------|--------|---|---|-------|--------------------|-----|----------|---------------------------------|-------|--------|-----------|---|---|---|-------|--|---|--------|--|--|--|--|---|---|---|---|---|
| | | | | | | 1 | 2 | 3 | 4 | | | | | | | | 1 | 2 | 3 | 4 | | | | | | | | | | | | | |
| 84 | J | Andrews | (5) | | | 1 | 1 | | | 1 | | 14 | R | Bailey | | | | | | | | | | | | | | | | | | | |
| 11 | M | Baker | (2) | | III | | 1 | 1 | | 2 | | 3 | D | Burford | I | | | | | | | | | | | | | | | | | | |
| 83 | K | Capocrossi | | | | | 1 | | | 1 | | 17 | A | Cooper | I | | | | | | | | | | | | | | | | | | |
| 78 | C | Gower | | | I | | | | | 1 | | 8 | C | Crocker | | | | | | | | | | | | | | | | | | | |
| 87 | L | Hood | | I | | 1 | | | | 1 | | 16 | H | Graham | | | | | | | | | | | | | | | | | | | |
| 95 | T | Hood | (3) | | 2 | | | | | | | 66 | S | Kang | I | | | | | | | | | | | | | | | | | | |
| 72 | D | Kildery | | | | | | | | | | 23 | M | Kennel | | | | | | | | | | | | | | | | | | | |
| 81 | S | Kang | | | | | | | | | | 71 | J | Levat | | | | | | | | | | | | | | | | | | | |
| 51 | C | Lookes | (1) | | IIII | I | 1 | 1 | | 3 | | 4 | O | Levat | | 2 | | | | | | | | | | | | | | | | | |
| 24 | B | Martin | | | I | | | 1 | | 2 | | 2 | N | Moon | | | | | | | | | | | | | | | | | | | |
| 3 | S | Oleson | | | | | | | | | | 10 | R | O'Connell | | | | | | | | | | | | | | | | | | | |
| 98 | C | Swine | | | | | | | | | | 15 | J | Roland | | | | | | 1 | 1 | | | | | | | | | | | | |
| 84 | M | Taeber | (4) | IIII | I | III | | 1 | | 6 | | 6 | S | Phillips | | | 1 | 1 | 1 | 4 | | | | | | | | | | | | | |
| 4 | T | Watts | | | II | | 1 | 1 | | 2 | | 13 | S | Vern | | | | | | | | | | | | | | | | | | | |
| 55 | T | Graham | | | | | | | | | | | P | Wise | | | | | | | | | | | | | | | | | | | |
| <i>[Signature]</i> | | | | | | | | | | | <i>[Signature]</i> | | | | | | | | | | | | | | | | | | | | | | |
| Time Outs | | | | | | 1 | Totals | | | | | 6 | 3 | 4 | 6 | 19 | Time Outs | | | | | | 1 | Totals | | | | | 1 | - | 1 | 3 | 5 |

Officials Report

Score: 19 to 5

Time Check: Yes No

Green Card: Yes No

Yellow Card: Yes No

Red Card: Yes No

Correct Starting Time: Yes No

Correct Officiating: Yes No

Comments:

Coach's Rating: Excellent Good Fair Poor

Signature: *[Signature]*

Won by Bernside

Umpires/Referees

Score 19 to 5

Signified Correct...

Signature *[Signature]*

Name P.J. McConkey Club DWPS

1st Named Team *[Signature]*

Signature *[Signature]*

Name R. Morrison Club DWPS

2nd Named Team *[Signature]*

Signature *[Signature]*

Name N. Aston Club DWPS

1st Named Team Burnside

2nd Named Team Adelaide University

| LSA No. | No. | Initials | Surname (In Alphabetical Order) | Penal | Assist | Goals | | | | Total | LSA No. | No. | Initials | Surname (In Alphabetical Order) | Penal | Assist | Goals | | | | Total | | | | | | |
|--------------------|-----|----------|---------------------------------|-------------------------------------|---------------|-------|---|---|----|-------|--------------------|-----|----------|---------------------------------|-------|--------|-------|-------------------------------------|---------------|---|-------|--|---|---|---|---|---|
| | | | | | | 1 | 2 | 3 | 4 | | | | | | | | 1 | 2 | 3 | 4 | | | | | | | |
| 94 | 8 | J | Audras | | | | 1 | | | | | 14 | R | Bailey | | | | | | | | | | | | | |
| | 11 | M | Baker | | | | | 1 | 1 | | | 3 | D | Burford | | | (2) | | | | | | | | | | |
| | 83 | K | Caparossi | | | | | | 1 | | | 17 | A | Cooper | | | | | | | | | | | | | |
| | 78 | C | Gower | | | | 1 | | | | | 8 | A | Croker | | | | | | | | | | | | | |
| | 87 | L | Hood | 1 | | | 1 | | | | | 16 | H | Graham | | | (3) | | | | | | | | | | |
| | 95 | T | Hood | 2 | | | | | | | | 66 | S | Kang | | | | | | | | | | | | | |
| | 72 | D | Kilderry | | | | | | | | | 23 | M | Kenefick | | | | | | | | | | | | | |
| | 81 | S | Lang | | | | | | | | | 71 | J | Lovat | | | (1) | | | | | | | | | | |
| | 51 | C | Lookes | | | | 1 | 1 | 1 | | | 4 | O | Lovat | | | | | 2 | | | | | | | | |
| | 24 | B | Martin | | | | 1 | | 1 | | | 2 | N | Moon | | | | | | | | | | | | | |
| | 3 | S | Olesen | | | | | | | | | 10 | R | O'Connor | | | | | | | | | | | | | |
| 93 | 9 | C | Simms | | | | | | | | | 15 | J | Roland | | | | | | | 1 | | | | | | |
| | 84 | M | Tucker | III | T | III | I | | IV | | | 6 | S | Phillips | | | (4) | | 1 | | 1 | | | | | | |
| | 4 | T | Watts | | | | | 1 | 1 | | | 13 | S | uern | | | (5) | | | | | | | | | | |
| | 55 | T | Graham | | | | | | | | | 55 | P | Wise | | | | | | | | | | | | | |
| <i>[Signature]</i> | | | | | | | | | | | <i>[Signature]</i> | | | | | | | | | | | | | | | | |
| Time Outs | | | | <input checked="" type="checkbox"/> | Totals | | | | 6 | 3 | 4 | 6 | 19 | Time Outs | | | | <input checked="" type="checkbox"/> | Totals | | | | 1 | 0 | 1 | 3 | 5 |

Officials Report

Referee
 1st Team: Yes No
 2nd Team: Yes No

Time Clock
 Yes No

Green Card
 Yes No

Yellow Card
 Yes No

Red Card
 Yes No

Ground Starting Time
 Yes No

Ground Entrance
 1st Team: Yes No
 2nd Team: Yes No

Comments

Catching/Waiting
 1st Team: Yes No
 2nd Team: Yes No

Name: _____
 Club: _____

Won by _____
 Signified Correct...
 1st Named Team Burnside
 2nd Named Team Adelaide University

Umpires/Referees

Signature [Signature]
 Signature [Signature]
 Signature [Signature]

Score 19 to 5

Name P. J. McCreary Club _____
 Name R. Morrison Club Aves
 Name N. Aston Club _____





Report from STURT Club STURT Date 7/5/11 Round _____ Grade DIV 1 WATER / NEWCASTLE

1st Named Team _____

2nd Named Team EAST TORRENS PATRICKHAM

| LSA No. | No. | Initials | Surname (In Alphabetical Order) | Penal | Assist | Goals | | | | Total | LSA No. | No. | Initials | Surname (In Alphabetical Order) | Penal | Assist | Goals | | | | Total | | | |
|---------|-----|----------|---------------------------------|-------|--------|---------------|---|---|---|-----------|---------|-----|-----------|---------------------------------|-------|--------|---------------|---|---|---|----------|----------|-----------|----------|
| | | | | | | 1 | 2 | 3 | 4 | | | | | | | | 1 | 2 | 3 | 4 | | | | |
| | 18 | M | ERILELONS | | | | | | 1 | | 15 | B | Harrison | | | | | | | | | | | |
| | 56 | S | REA | | | | | | 1 | | 35 | T | Holla | | | | | | | | | | | |
| | 17 | D | MUTTON | | | | | | 1 | | 25 | A | lang | | | | | | | | | | | |
| | 14 | M | BLAIR | | | | | | 1 | | 40 | T | Leggett | | | | | | | | | | | |
| | 36 | S | THANE (4) | | | | | | 3 | | 17 | S | Lim | | | | | | | | | | | |
| | 3 | A | STONE | | | | | | 3 | | 2 | T | Lindner | | | | | | | | | | | |
| | 31 | L | HAMCOCK | | | | | | 5 | | 34 | B | Magnus | | | | | | | | | | | |
| | 41 | T | FALLOON (1) | | | | | | 2 | | 30 | A | Marafioti | | | | | | | | | | | |
| | 60 | M | ONKES (3) | | | | | | 2 | | 6 | T | Poland | | | | | | | | | | | |
| | 5 | P | FORBES | | | | | | | | 37 | J | McGee | | | | | | | | | | | |
| | 33 | M | CAPRIOTTI | | | | | | 6 | | 13 | S | Peterson | | | | | | | | | | | |
| | 42 | T | TUXFORD (2) | | | | | | 1 | | 19 | L | Vickery | | | | | | | | | | | |
| | 32 | N | TUCK (3) | | | | | | 1 | | | | | | | | | | | | | | | |
| | 75 | B | McFarlane | | | | | | | | | | | | | | | | | | | | | |
| | | | | | | Totals | | | | 53 | | | | | | | Totals | | | | 0 | 1 | 25 | 8 |

| Officials Report | | | |
|-----------------------|-----|----|--|
| Scoring | Yes | No | |
| Time Out | Yes | No | |
| Green Card | Yes | No | |
| Yellow Card | Yes | No | |
| Red Card | Yes | No | |
| Correct Starting Time | Yes | No | |
| Correct Uniforms | Yes | No | |
| Comments | | | |

Won by STURT
 Signified Correct...
 1st Named Team K.Falloon
 2nd Named Team [Signature]

Umpires/Referees
 Signature [Signature] Name P. McConberry Club _____
 Signature [Signature] Name Brian Barlow Club GENEVA
 Signature _____ Name _____ Club _____

Score 20 to 8



DIVISION ONE
Mens / Womens

Report from West Torrens Club

Date 7/5/11

Grade _____

1st Named Team West Torrens

2nd Named Team Adelaide Uni

| LSA No. | No. | Initials | Surname (In Alphabetical Order) | Penal | Assist | Goals | | | | Total | LSA No. | No. | Initials | Surname (In Alphabetical Order) | Penal | Assist | Goals | | | | Total | | | | | | | | | | | | | | | | | | | | | | |
|--------------------|-----|----------|---------------------------------|-------|--------|-------|---|---|---|-------|--------------------------------------|-----|----------|---------------------------------|-------|--------|-------|---|---|---|-------|--------------------|--|--|--|--|--|--|--|--|--|--|--------------------------------------|--|--|--|--|--|--|--|--|--|--|
| | | | | | | 1 | 2 | 3 | 4 | | | | | | | | 1 | 2 | 3 | 4 | | | | | | | | | | | | | | | | | | | | | | | |
| | 3 | D | LOMMAN | | " | | | | | 1 | | 14 | R | BAILEY | | | | | | | | | | | | | | | | | | | | | | | | | | | | | |
| | 8 | C | SHEPHERD | | | | | | | 5 | | 3 | D | BURFORD | " | | | | | | | 3 | | | | | | | | | | | | | | | | | | | | | |
| (4) | 4 | W | LITTLE | | | | | | | | | 17 | A | COOPER | | | | | | | | | | | | | | | | | | | | | | | | | | | | | |
| | 10 | M | LARWOOD | 2 | " | | | | | | | 8 | A | CROCKET | | | | | | | | | | | | | | | | | | | | | | | | | | | | | |
| (2) | 14 | F | MUNDAY | | | | | | | | | 16 | H | GRANAM | | | | | | | | | | | | | | | | | | | | | | | | | | | | | |
| | 11 | M | MULHALL | | | | | | | | | 23 | M | KENYON | " | " | | | | | | | | | | | | | | | | | | | | | | | | | | | |
| | 9 | A | ZUFFEREY | | | | | | | | | 11 | J | LOVAT | | | | | | | | 1 | | | | | | | | | | | | | | | | | | | | | |
| (5) | 41 | S | HORTON | | | | | | | | | 4 | O | LOVAT | | | | | | | | 1 | | | | | | | | | | | | | | | | | | | | | |
| | 32 | J | REYNOLDS | | | | | | | | | 2 | N | MOON | | | | | | | | | | | | | | | | | | | | | | | | | | | | | |
| (1) | 36 | O | VALERO | | | | | | | 1 | | 10 | R | O'CONNOR | | | | | | | | | | | | | | | | | | | | | | | | | | | | | |
| | 1 | M | YALLOP | | | | | | | | | 65 | J | O'GRADY | | | | | | | | 3 | | | | | | | | | | | | | | | | | | | | | |
| | 28 | M | BUOT | | | | | | | | | 6 | S | PHILLIPS | | | | | | | | 2 | | | | | | | | | | | | | | | | | | | | | |
| | 25 | B | STARK | | | | | | | | | K | J | ROBERTS | | | | | | | | | | | | | | | | | | | | | | | | | | | | | |
| | 39 | L | KAY | | | | | | | | | 5 | S | VERN | | | | | | | | | | | | | | | | | | | | | | | | | | | | | |
| | 11 | X | FRAGANIS | | | | | | | | | 13 | D | WINTON | | | | | | | | | | | | | | | | | | | | | | | | | | | | | |
| (3) | 22 | S | BEATTY | | | | | | | 4 | | | | | | | | | | | | | | | | | | | | | | | | | | | | | | | | | |
| Time Outs <u>1</u> | | | | | | | | | | | Totals <u>24</u> <u>14</u> <u>11</u> | | | | | | | | | | | Time Outs <u>1</u> | | | | | | | | | | | Totals <u>033</u> <u>4</u> <u>10</u> | | | | | | | | | | |

Officials Report

Scorers
 1st Team Yes No
 2nd Team Yes No

Time Clock
 Yes No

Green Card
 Yes No

Yellow Card
 Yes No

Red Card
 Yes No

Correct Starting Time
 Yes No

Correct Uniforms
 1st Team Yes No
 2nd Team Yes No

Comments

Coaches' Voting Most Valuable Player (Senior & U17 Grades Only)

1. Name O Valero
 Club WTC No. 36

2. Name H Granam
 Club Uni No. 16

3. Name P Munday
 Club WTC No. 14

(Both Coaches to sign)
 Name ML Club WTC
 Signature _____
 Name _____ Club _____
 Signature _____

Won by West Torrens Umpires/Referees Name M JONES Club ALPS

Signified Correct... Signature _____ Name _____ Club _____

1st Named Team Signature _____ Name _____ Club _____

2nd Named Team Signature _____ Name _____ Club _____

Score 11 to 10

1st Named Team West Towners

2nd Named Team Adelaide Uni

| LSA No. | No. | Initials | Surname (In Alphabetical Order) | Penal | Assist | Goals | | | | Total | LSA No. | No. | Initials | Surname (In Alphabetical Order) | Penal | Assist | Goals | | | | Total | | |
|----------------------|-----|----------|---------------------------------|-------|--------|--------------------------|---|---|---|-------|---------|----------------------|-------------------|---------------------------------|-------|--------------------------|-------|---|---|---|-------|--|--|
| | | | | | | 1 | 2 | 3 | 4 | | | | | | | | 1 | 2 | 3 | 4 | | | |
| | 3 | D | COMMAN | | | | | | 1 | | 14 | R | BAILEY | | | | | | | | | | |
| | 8 | C | SHEPARD | | | | | | | | 3 | D | BURFORD | IT | | | | | | | | | |
| | 4 | W | LITTLE | | | | | | | 5 | 17 | A | COOPER | (2) | | | | | | | 3 | | |
| | 10 | M | LARWOOD | | | | | | | | 8 | A | CROKER | | | | | | | | | | |
| | 14 | P | MUNOY | | | | | | | | 16 | H | GRAHAM | (3) | | | | | | | | | |
| | 19 | M | MULHALL | | | | | | | | | | S KANE | | | | | | | | | | |
| | 9 | A | ZUFFEREY | | | | | | | | 23 | M | KENEFFICK | X | | | | | | | | | |
| | 41 | S | HORTON | | | | | | | | 11 | J | LOVAT | (3) | | | | | | | | | |
| | 32 | J | RETAICIK | IT | | | | | | | 4 | O | LOVAT | (4) | | | | | | | 1 | | |
| | 36 | O | VALLERO | | | | | | 1 | | 2 | N | MOON | | | | | | | | 1 | | |
| | 1 | M | YALLOP | | | | | | | | 10 | R | O'CONNOR | | | | | | | | | | |
| | 25 | M | ELLIOTT | | | | | | | | 65 | J | O'GRADY | (5) | | | | | | | 3 | | |
| | 35 | B | STARK | | | | | | | | 6 | S | PHILLIPS | | | | | | | | | | |
| | 39 | C | RAY | | | | | | | | 15 | J | ROLAND | | | | | | | | 2 | | |
| | 44 | D | PLAGATIS | | | | | | | | 5 | S | VERN | | IT | | | | | | | | |
| | 22 | S | BENNETT | | | | | | 4 | | 13 | D | WALTON | | | | | | | | | | |
| | | | | | | | | | | | | | P WISE | | | | | | | | | | |
| | | | | | | Totals 2 4 1 4 11 | | | | | | | | | | Totals 0 3 3 4 10 | | | | | | | |
| Time Outs <u>1/1</u> | | | | | | | | | | | | Time Outs <u>1/1</u> | | | | | | | | | | | |

Officials Report

Scorers
1st Team Yes No
2nd Team Yes No

Time Clock
Yes No

Green Card
Yes No

Yellow Card
Yes No

Red Card
Yes No

Correct Starting Time
Yes No

Correct Uniforms
1st Team Yes No
2nd Team Yes No

Comments

Coaches' Voting
Most Valuable Player (Senior & U17 Grades Only)

1. Name.....
Club.....No.....

2. Name.....
Club.....No.....

3. Name.....
Club.....No.....

(Both Coaches to sign)
Name..... Club.....
Signature.....
Name..... Club.....
Signature.....

Won by West Towners
Signified Correct...
1st Named Team
2nd Named Team Adelaide Uni

Umpires/Referees
Signature [Signature]
Signature [Signature]
Signature [Signature]

Score 11 to 10
Name Michael Goudie Club AWAA
Name [Signature] Club AWAA
Name _____ Club _____

1st Named Team Burnside 2nd Named Team Glenelg

| LSA No. | No. | Initials | Surname (In Alphabetical Order) | Penal | Assist | Goals | | | | Total | LSA No. | No. | Initials | Surname (In Alphabetical Order) | Penal | Assist | Goals | | | | Total | | | | | | | | | | |
|---------|-----|----------|---------------------------------|-------|--------|---------------|---|---|---|-------|---------|-----|----------|---------------------------------|-------|--------|-------|---|---|---|---------------|--|--|--|--|--|---|---|---|---|----|
| | | | | | | 1 | 2 | 3 | 4 | | | | | | | | 1 | 2 | 3 | 4 | | | | | | | | | | | |
| | 16 | N | Aston | | | | | | | | 8 | Re | Aiford | 1 | | | | | | | | | | | | | | | | | |
| | 94 | J | Audras | | | | | | | | 14 | T | Bentlett | | | | 1 | | 1 | 2 | | | | | | | | | | | |
| | 11 | M | Baker (2) | | | | | | | | 9 | M | Campbell | 1 | | | | | | | | | | | | | | | | | |
| | 14 | S | Brooker (0) | | 1 | | 1 | 1 | 1 | 4 | 4 | S | Dinning | 1 | | | 1 | | | 2 | | | | | | | | | | | |
| | 5 | OT | Brown (5) | | | | | | | | 3 | A | Giggs | 1 | 1 | | | | 1 | 2 | | | | | | | | | | | |
| | | | L Hood | | | | | | | | 10 | J | Killen | 1 | 1 | 1 | | | | 1 | | | | | | | | | | | |
| | 62 | T | Hood | | | | | | | | 15 | M | Kolan | | | | | | | | | | | | | | | | | | |
| | 64 | C | Lowkes (3) | | 1 | | | | | | 11 | D | Nangle | | | | | | | | | | | | | | | | | | |
| | 24 | R | Martin | | | | | | | | 13 | J | Searle | 1 | | | | | | | | | | | | | | | | | |
| | 40 | K | Martin | | | | | | | | 17 | A | Semmler | | | 1 | 1 | 1 | 1 | 5 | | | | | | | | | | | |
| | 63 | C | Simms | | | | | | | | 1 | S | Smith | | | | | | | | | | | | | | | | | | |
| | 58 | M | Tucker (4) | | 1 | | | | | | 16 | C | Stevens | 1 | | 1 | | 1 | 1 | 3 | | | | | | | | | | | |
| | 4 | T | Watts | | 1 | 1 | 1 | 1 | 3 | | 18 | D | Stevens | T | | | | | | | | | | | | | | | | | |
| | 9 | P | Newville | | | | | | | | 2 | P | White | | | | | 1 | 1 | | | | | | | | | | | | |
| | 51 | T | GRAHAM | | | | | | | | 7 | N | Went | T | 1 | | | | | | | | | | | | | | | | |
| | 84 | M | Caparossi | | | 1 | | | 1 | | | | | | | | | | | | | | | | | | | | | | |
| | | | | | | Totals | | | | 1 | 1 | 3 | 3 | 8 | | | | | | | Totals | | | | | | 4 | 4 | 3 | 5 | 16 |

Won by Glenelg Umpires/Referees Score 16 to 8
 Signified Correct... Signature [Signature] Name IN TUCKER Club CUE
 1st Named Team Burnside Signature [Signature] Name B. Edwards Club Bin
 2nd Named Team Glenelg Signature _____ Name _____ Club _____

Officials Report

Signature _____
 Date _____
 Time Clock _____
 Green Card _____
 Yellow Card _____
 Red Card _____
 General Starting Time _____
 General Uniforms _____
 Comments _____

1st Named Team BURNSIDE 2nd Named Team GLENELG

| LSA No. | No. | Initials | Surname (In Alphabetical Order) | Penal | Assist | Goals | | | | Total | LSA No. | No. | Initials | Surname (In Alphabetical Order) | Penal | Assist | Goals | | | | Total | |
|-----------|-----|----------|---------------------------------|-------|--------|---------------|---|----|----|-------|-----------|-----|--------------|---------------------------------|-------|--------|---------------|---|---|---|-------|-----|
| | | | | | | 1 | 2 | 3 | 4 | | | | | | | | 1 | 2 | 3 | 4 | | |
| | 16 | N | Aston | | | | | | | | 8 | Re | ALFORD | | | | | | | | | |
| | 94 | J | Andres | | | | | | | | 14 | T | BARTLETT (S) | | | | | | | | | 2 |
| | 11 | M | Baker | | | | | | | | 9 | M | CAMPBELL | | | | | | | | | |
| | 14 | S | Brooker | | | | | 10 | 11 | | 4 | S | DINNING | | | | | | | | | 2 |
| | 5 | OS | Brown | | | | | | | | 3 | A | GIKAS (4) | 11T | | | | | | | | 2 |
| | | | L Hood | | | | | | | | 10 | J | KILLEN SM | | | | | | | | | 1-1 |
| | 62 | T | Hood | | | | | | | | 15 | M | KOLEN | | | | | | | | | |
| | 64 | C | Loakes | | | | | | | | 11 | Dy | NANGLE (1) | | | | | | | | | |
| | 24 | B | Martin | | | | | | | | 13 | J | SEARLE (2) | | | | | | | | | |
| | 40 | K | Martin | | | | | | | | 17 | A | SEMMLER (3) | | | | | | | | | 5 |
| | 63 | C | Simms | | | | | | | | 1 | S | SMITH SM | | | | | | | | | |
| | 58 | M | Toeker | | 111 | | | | | | 16 | C | STEVENS | | | | | | | | | 3 |
| | 4 | T | Watts | | | | | | | | 18 | D | STEVENS SM T | | | | | | | | | |
| | 9 | D | Newville | | | | | | | | 2 | P | WHITE SM | | | | | | | | | 1 |
| | 81 | T | GAHAM | | | | | | | | 7 | N | WENT T11 | | | | | | | | | |
| | 84 | M | CAPAROSSO | | | | | | | | | | | | | | | | | | | |
| | | | | | | Totals | | | | | | | | | | | Totals | | | | | |
| Time Outs | | | | | | 1 | 1 | 3 | 3 | 8 | Time Outs | | | | | | 4 | 4 | 3 | 3 | 16 | |

Won by Glenelg Umpires/Referees Score 16 to 8
 Signified Correct... Signature [Signature] Name JL Toogood Club Glenelg
 1st Named Team Burnside Signature [Signature] Name B Edwards Club Burnside
 2nd Named Team Glenelg Signature [Signature] Name Club

Officials Report

Scorers: [] [] [] [] [] []
 Time Clock: [] [] [] []
 Green Card: [] [] [] []
 Yellow Card: [] [] [] []
 Red Card: [] [] [] []
 Correct Starting Time: [] [] [] []
 Correct Lineups: [] [] [] []
 Comments: _____
 Checked Notes and Bookings: [] [] [] []
 Signature: _____



1st Named Team Adelaide University

2nd Named Team Sturt

| LSA No. | No. | Initials | Surname (In Alphabetical Order) | Penal | Assist | Goals | | | | Total | LSA No. | No. | Initials | Surname (In Alphabetical Order) | Penal | Assist | Goals | | | | Total |
|---------|---------------|--------------|---------------------------------|-------|--------|---------------|---|---|---|-------|--------------|--------------|-----------------------|---------------------------------|-------|--------|---------------|---|---|---|--------|
| | | | | | | 1 | 2 | 3 | 4 | | | | | | | | 1 | 2 | 3 | 4 | |
| | 14 | R | Bailey | | | | | | | | 3 | A | Stone | T | | | | | | | |
| | 3 | D | Burford | | | | | | | | 33 | J | Leffers | | | | | | | | |
| | 17 | A | Cooper | (2) | T | | | | | | 56 | J | Rea | | | | | | | | |
| | 16 | H | Graham | | | | | | | | 35 | S | Thaine | | | | | | | | |
| | 23 | M | Kenefick | | | | | | | | 41 | T | Falloon | | | | | | | | |
| | 23 | M | Kenefick | | | | | | | | 42 | T | Tuxford | | | | | | | | |
| | 11 | J | Lovat | (3) | | | | | | | 7 | B | McGuinness | | | | | | | | |
| | 4 | O | Lovat | | | | | | | | 5 | P | Forbes | | | | | | | | |
| | 2 | N | MOON | (4) | | | | | | | 76 | B | McFarlane | | | | | | | | |
| | 10 | R | O'Connor | | | | | | | | 20 | L | Holland | | | | | | | | |
| | 7 | J | O'Grady | | | | | | | | 60 | M | Oakes | | | | | | | | |
| | 15 | J | Roland | | | | | | | | 25 | D | Blay | | | | | | | | |
| | 6 | S | Phillips | (6) | #1 | | | | | | 7 | K | Paul | | | | | | | | |
| | 13 | D | Walton | | | | | | | | 53 | M | Capriotti | | | | | | | | |
| | 55 | P | Wise | (5) | | | | | | | | | | | | | | | | | |
| | | | | | | Totals | | | | 11439 | | | | | | | Totals | | | | 336416 |

Time Outs

Time Outs

Won by Sturt

Umpires/Referees

Score 16 to 9

Signified Correct...

Signature [Signature] Name [Signature] Club UC

1st Named Team [Signature]

Signature [Signature] Name [Signature] Club W/LC

2nd Named Team [Signature]

Signature _____ Name _____ Club _____

Officials Report

Scorers

1st Team Yes No
2nd Team Yes No

Time Clock

Yes No

Green Card

Yes No

Yellow Card

Yes No

Red Card

Yes No

Correct Starting Time

Yes No

Correct Uniforms



1st Team Yes No
2nd Team Yes No

Comments

Coaches' Voting Most Valuable Player (Senior & U17 Grades Only)

1. Name _____
Club _____ No _____
2. Name _____
Club _____ No _____
3. Name _____
Club _____ No _____
(Both Coaches to sign)
Name _____ Club _____
Signature _____
Name _____ Club _____
Signature _____

1st Named Team ADELAIDE UNI 2nd Named Team SWAT

| LSA No. | No. | Initials | Surname (In Alphabetical Order) | Penal | Assist | Goals | | | | Total | LSA No. | No. | Initials | Surname (In Alphabetical Order) | Penal | Assist | Goals | | | | Total |
|--|-----|----------|---------------------------------|-------|--------|----------------|---|---|---|-------|--|-------------------|----------|---------------------------------|-------|--------|----------------|---|---|---|-------|
| | | | | | | 1 | 2 | 3 | 4 | | | | | | | | 1 | 2 | 3 | 4 | |
| | 3 | A | STONE | T | | | 1 | 1 | | 2 | | 14 | R | Bailey | 1 | | | | | | |
| | 33 | J | LEFFERS | | | | | | | | | 3 | D | Burford | | | | | | | |
| | 56 | J | REA | | | | | | | | | 17 | A | Cooper | T | | | | 1 | 1 | |
| | 35 | S | THANE | | | | | | | | | 16 | H | Graham | 1 | | | | | | |
| | 41 | T | FALLOON (2) | | | | | | | 2 | | S King | | | | | | | | | |
| | 42 | T | TUXFORD | | | | | 1 | | 3 | | 23 | M | Kenefick | | | | | | | |
| | | B | MCGOWESS | | | | | | | | | 11 | J | LOVAT | | | | | | | |
| | 5 | P | POBEE | | | | | | * | 2 | | 4 | O | LOVAT | 1 | | | | | | |
| | 25 | B | MCFARLANE (3) | T | | | | | | | | 2 | N | MOON | | | | | | | |
| | 20 | L | HOLLAND (1) | T | | 1 | | | 1 | 2 | | 10 | R | O'CONNOR | | | | | | | |
| | 60 | M | OAKES (5) | 1 | | | | 1 | | 3 | 7 | J | O'GRADY | | | | | | | | |
| | 25 | D | BLAY | | | | | 1 | 1 | 2 | | 15 | J | ROLAND | | | | | | 1 | |
| | | | PAUL | | | | | | | | | 6 | S | PHILLIPS | 1 | | 1 | 1 | 1 | 1 | |
| | 53 | M | CAPNOTTI (4) | 1 | | | | | | | | 13 | D | WALTON | | | | | | | |
| | | | LETT | | | | | | | | | 55 | P | WISE | | | | | | | |
|  | | | | | | | | | | |  | | | | | | | | | | |
| Time Outs <input checked="" type="checkbox"/> <input checked="" type="checkbox"/> | | | | | | Totals 3 3 6 4 | | | | | Time Outs <input checked="" type="checkbox"/> | | | | | | Totals 1 1 4 3 | | | | |

Officials Report

Scorers
 1st Team Yes No
 2nd Team Yes No

Time Clock
 Yes No

Green Card
 Yes No

Yellow Card
 Yes No

Red Card
 Yes No

Correct Starting Time
 Yes No

Correct Uniforms
 1st Team Yes No
 2nd Team Yes No

Comments

Coaches' Voting
 Most Valuable Player
 (Senior & U17 Grades Only)

1. Name.....
 Club..... No

2. Name.....
 Club..... No

3. Name.....
 Club..... No

(Both Coaches to sign)
 Name..... Club.....
 Signature.....
 Name..... Club.....
 Signature.....

Won by SWAT Score 16 to 9
 Signified Correct...
 1st Named Team KEFALLOON Umpires/Referees Name JR TEEBOOD Club ALL
 2nd Named Team SWAT Signature M. H. ... Name Michael Nibel Club WTLC
 Signature _____ Name _____ Club _____

1st Named Team

BRIGHTON

2nd Named Team

West Torrens

| LSA No. | No. | Initials | Surname (In Alphabetical Order) | Penal | Assist | Goals | | | | Total | LSA No. | No. | Initials | Surname (In Alphabetical Order) | Penal | Assist | Goals | | | | Total | | | | | | | | | | |
|-----------|-----|----------|---------------------------------|--------|--------|-------|---|---|---|-------|---------|-----|----------|---------------------------------|-------|-----------|-------|-------|---|--------|-------|---|--|---|--|---|--|---|--|---|--|
| | | | | | | 1 | 2 | 3 | 4 | | | | | | | | 1 | 2 | 3 | 4 | | | | | | | | | | | |
| | 19 | M | COLE | | | | | | 1 | | 3 | D | LOIMMAN | | | | | | | | | | | | | | | | | | |
| | 14 | G | ELLIS | | | | | | 2 | | 4 | W | LITTLE | | | | | | | | 3 | | | | | | | | | | |
| | 16 | T | ELLIS | | | | | | 5 | | 14 | P | MUNNEY | | | | | | | | | | | | | | | | | | |
| | 11 | M | FUSI | | | | | | 2 | | 19 | M | MULHALL | | | | | | | | | | | | | | | | | | |
| | 8 | P | KEANE | | | | | | | | 25 | M | ELLIOTS | | | | | | | | | | | | | | | | | | |
| | 9 | B | LEE | | | | | | 1 | | 35 | B | STARK | | | | | | | | | | | | | | | | | | |
| | 2 | F | LEE | | | | | | | | 10 | M | LARWOOD | | | | | | | | | | | | | | | | | | |
| | 7 | C | HAZARD | | | | | | | | 36 | O | VALERO | | | | | | | | | | | | | | | | | | |
| | 1 | C | O'BRIEN | | | | | | 4 | | 34 | S | BENNETT | | | | | | | | | | | | | | | | | | |
| | 4 | N | O'BRIEN | | | | | | | | 41 | S | HORTON | | | | | | | | 1 | | | | | | | | | | |
| | 13 | G | REVELL | | | | | | | | 17 | M | YALLOP | | | | | | | | | | | | | | | | | | |
| | 10 | T | SNOWBALL | | | | | | | | 32 | J | REMLICK | | | | | | | | 1 | | | | | | | | | | |
| | 3 | B | STUART | | | | | | | | 8 | A | ZUFFEREY | | | | | | | | | | | | | | | | | | |
| | 6 | B | TERRY | | | | | | | | 11 | B | PLAGAKIS | | | | | | | | | | | | | | | | | | |
| | 5 | | TSTEWART | | | | | | | | 8 | C | SHEPHARD | | | | | | | | | | | | | | | | | | |
| | | | | | | | | | | | | | | | | | | | | | | | | | | | | | | | |
| Time Outs | | -/-/1 | | Totals | | 3 | | 4 | | 7 | | 1 | | 15 | | Time Outs | | -/-/1 | | Totals | | 1 | | 2 | | 0 | | 2 | | 5 | |

Officials Report

Scorers
 1st Team Yes No
 2nd Team Yes No

Time Clock
 Yes No

Green Card
 Yes No

Yellow Card
 Yes No

Red Card
 Yes No

Correct Starting Time
 Yes No

Correct Uniforms
 1st Team Yes No
 2nd Team Yes No

Comments

Coaches' Voting
 Most Valuable Player (Senior & U17 Grades Only)
 1. Name C O'Brien
 Club BLC No. 1
 2. Name M Yallop
 Club WTL No. 17
 3. Name T Ellis
 Club BLC No. 16
 (Both Coaches to sign)
 Name Barton Club BTL
 Signature [Signature]
 Name ML Club WTL
 Signature [Signature]

Won by BRIGHTON
 Signified Correct...
 1st Named Team J. Bartholomew
 2nd Named Team [Signature]

Umpires/Referees
 Signature [Signature] Name M HOLLAN Club WLC
 Signature [Signature] Name B BARUET Club GLC
 Signature _____ Name _____ Club _____

1st Named Team

BRIGHTON

2nd Named Team

WEST TORRENS

| LSA No. | No. | Initials | Surname (In Alphabetical Order) | Penal | Assist | Goals | | | | Total | LSA No. | No. | Initials | Surname (In Alphabetical Order) | Penal | Assist | Goals | | | | Total |
|---------|-----|----------|---------------------------------|-------|--------|-------|---|---|-----|-------|---------|-----|------------|---------------------------------|-------|--------|-------|---|---|---|-------|
| | | | | | | 1 | 2 | 3 | 4 | | | | | | | | 1 | 2 | 3 | 4 | |
| 3010 | 19 | M | COLE | | | | | 1 | 1-0 | | 3 | D | LOWMAN | 1 | | | | | | | |
| 118 | 17 | G | ELLISS | 1 | 1 | 1 | 1 | 1 | 3-1 | | 4 | N | LITTLE | | | | 1 | | 1 | 1 | 3 |
| 4463 | 16 | T | ELLISS (3) | | 1 | 1 | 1 | 1 | 4-1 | | 14 | P | MUNDY | 1 | 1 | | | | | | |
| | 11 | M | FUSS (4) | | 1 | | | 1 | 2-1 | | 19 | M | MULHALL | E | | | | | | | |
| 59 | 8 | P | KEANE | | | | | | | | 35 | M | ELLIOTT | | | | | | | | |
| 62 | 9 | B | LEE (2) | | | | 1 | | 1-0 | | 35 | B | STARK | | | | | | | | |
| 63 | 2 | T | LEE (5) | | | | | | | | 10 | M | LARWOOD | 1 | | | | | | | |
| 132 | 7 | C | LINDNER | 11 | | | | | | | 36 | O | VALERO | E | | | | | | | |
| | 1 | C | O'BRIEN (1) | 1 | 1 | 1 | 1 | 1 | 4-0 | | 34 | B | BENNETT. | | 1 | | | | | | |
| | 4 | N | O'BRIEN | 1 | | | | | | | 41 | S | HORTON | T | | | 1 | | | | 1 |
| 2501 | 13 | G | REVELL | | | | | | | | 17 | V | YALLOP. | | | | | | | | |
| 3292 | 10 | T | SNOWBALL | | | | | | | | 32 | J | RETTALICK. | | | 1 | | | | | 1 |
| | 5 | T | STEWART | E | | | | | | | | A | ZUPPEDIEN | | | | | | | | |
| 1579 | 3 | B | STUART | | | | | | | | 11 | D | PLAGAKIS | | | | | | | | |
| 91 | 6 | D | TERRY | | | | | | | | 8 | C | SHEPARD. | | | | | | | | |

Time Outs

Totals 3 4 7 1 15

Time Outs

Totals 1 2 0 2 5

3

Won by Brighton

Signified Correct...
1st Named Team J. Band... (Signature)

2nd Named Team (Signature)

Umpires/Referees

Signature (Signature)

Score _____ to _____

Name M NOGAN Club WCC
Name B BARCLET Club GHC
Name _____ Club _____

Officials Report

(This section contains various checkboxes for officials like Referee, Umpire, etc., and is mostly blank in the image.)

1st Named Team North Adelaide 2nd Named Team Burnside

| LSA No. | No. | Initials | Surname (In Alphabetical Order) | Penal | Assist | Goals | | | | Total | LSA No. | No. | Initials | Surname (In Alphabetical Order) | Penal | Assist | Goals | | | | Total | | |
|---------|-----|----------|---------------------------------|-------|--------|-------------------------|---|---|---|-------|---------|-----|----------|---------------------------------|-------|--------|--------------------------|---|---|---|-------|---|---|
| | | | | | | 1 | 2 | 3 | 4 | | | | | | | | 1 | 2 | 3 | 4 | | | |
| | 28 | DJ | Ackers | | 1 | | | | | | 62 | N | Aston | | | | | | | | | | |
| | 31 | J | Charles | | | | | | | | 5 | OS | Brown | (3) | | | | | | | | 1 | 1 |
| | 37 | J | Cox | | | | | | | | 57 | T | Graham | (3) | | | | | | | | | |
| | 21 | D | Drumie | | | | | | | | 78 | C | Gower | | 1 | 1 | | | | | | | 2 |
| | 88 | J | Gray | | | 1 | 1 | | 2 | | 58 | E | Wood | (1) | | 1 | 1 | | | | | | 2 |
| | 6 | M | Klawitter | 1 | | | | | | | 63 | C | Loukes | (1) | | | 1 | | | | | | 5 |
| | 38 | A | Lefik | | | | | | | | 40 | K | Martin | | | | | | | | | | |
| | 37 | C | Mayman | | | | | | | | 24 | B | Martin | | | | | | | | | | |
| | 30 | S | Mayman | 1 | | | | | 1 | | 18 | N | Moxlow | (2) | | 1 | | | | | | | 4 |
| | 8 | J | Morris | | | | | | 1 | | 3 | S | Olesen | | | | | | | | | | |
| | 15 | T | Morris | | | | | | | | 60 | D | Otto | | | | | | | | | | |
| | 14 | D | Robertson | | | | | | | | 54 | J | Otto | | | | | | | | | | |
| | 19 | A | Sewell | 1 | | | | | 1 | | 65 | C | Simms | | | | | | | | | | |
| | 17 | N | Tarea | | 1 | | | | | | 56 | M | Tucker | 1 | | 1 | | | | | | | 3 |
| | 10 | D | Thorpe | T | | | | | | | | | | | | | | | | | | | |
| | | | | | | Totals - 1 2 1 4 | | | | | | | | | | | Totals 6 4 3 4 17 | | | | | | |

Official Report

Score: _____

Time Check: _____

Green Card: _____

Yellow Card: _____

Red Card: _____

Correct Starting Time: _____

Correct Uniforms: _____

Comments: _____

Signature: _____

Won by Burnside Score 17 to 4

Signified Correct... Name Peter Vickery Club _____

1st Named Team David Bent Signature _____ Name Liam Stevens Club _____

2nd Named Team David Bent Signature _____ Name _____ Club _____



Report from

WOODVILLE

Club

Date

14/5/11

Round

5

Grade

DIV 1

Males / Females

1st Named Team

GLENELG

2nd Named Team

WOODVILLE

| LSA No. | No. | Initials | Surname (In Alphabetical Order) | Penal | Assist | Goals | | | | Total | LSA No. | No. | Initials | Surname (In Alphabetical Order) | Penal | Assist | Goals | | | | Total |
|---------|-----|----------|---------------------------------|-------|--------|--------------------------|---|---|---|-------|---------|-----|------------|---------------------------------|-------|-------------------------|-------|---|---|---|-------|
| | | | | | | 1 | 2 | 3 | 4 | | | | | | | | 1 | 2 | 3 | 4 | |
| | 2 | D | WHITE (2) | | 1 | 1 | | | | 1 | 2 | L | OSWALD | | | | | | | | |
| | 3 | J | SEARLE | 1 | | | | | | | 5 | J | OSWALD | | | | | | | | |
| | 4 | S | DINNING | 1 | | 1 | | 1 | | 3 | 4 | J | WOOD | | | | | | | | |
| | 5 | RVAN | ALFORD | T | | | | | | | 12 | G | PAULL | | | | | | | | |
| | 1 | S | SMITH SMITH | | | | | | | | 14 | D | HOGDKINSON | 1 | | | | | | | |
| | 17 | A | A SEMMLER | 1 | 1 | 1 | | 1 | | 2-1 | 7 | A | HUNT | 1 | | | | | | | 1 |
| | 10 | J | JIMMY KILLEN | | 1 | 1 | | 1 | | 3-1 | 11 | J | PENIA | | | | | | | | |
| | 18 | D | D. STEVENS | | | | | | | | 1 | D | CASSIDY | | | | | | | | |
| | 15 | T | BARTLET | | 1 | 1 | | 1 | | 3-3 | 3 | R | WALLIS | | | | | | | | |
| | 12 | C | WHITE (4) | | 1 | 1 | | | | 2-2 | 10 | S | KRECHNER | | | | | | | | 1 |
| | 14 | N | SOUTHWELL | | 1 | 1 | | 1 | | 2-2 | 8 | T | WALLIS | | | | | | | | |
| | 13 | P | STILGOE | | | | | 1 | 1 | 6-2 | | | | | | | | | | | |
| | 16 | C | STEVENS (3) | | 1 | 1 | | 1 | 1 | 3-6 | | | | | | | | | | | |
| | 6 | R | ALFORD (5) | | 1 | | | | | 0-2 | | | | | | | | | | | |
| | 7 | N | WENT (1) | 1 | | | | | | | | | | | | | | | | | |
| | | | | | | Totals 4 6 8 7 25 | | | | | | | | | | Totals 1 1 1 1 9 | | | | | |

Time Outs |

Totals 4 6 8 7 25

Time Outs |

Totals 1 1 1 1 9

Won by

GLENELG

Umpires/Referees

Score

25

to

2

Signified Correct...

Signature

Name

Campbell

Club

1st Named Team

M. Richardson

Signature

Name

Edwards

Club

BSM

2nd Named Team

[Signature]

Signature

Name

Club

Officials Report

SECRETARY
 Not Done: Yes No
 Not Done: Yes No

TIME CLOCK
 Not Done: Yes No

GREEN CARD
 Not Done: Yes No

YELLOW CARD
 Not Done: Yes No

RED CARD
 Not Done: Yes No

CHANGING STARTING TIME
 Not Done: Yes No

CHANGING LINEUP
 Not Done: Yes No

CHANGING SIDING
 Not Done: Yes No

CHANGING PITCH
 Not Done: Yes No

CHANGING EQUIPMENT
 Not Done: Yes No

CHANGING REFEREE
 Not Done: Yes No

CHANGING UMPIRE
 Not Done: Yes No

CHANGING GOAL
 Not Done: Yes No

CHANGING POSITION
 Not Done: Yes No

CHANGING DRESS
 Not Done: Yes No

CHANGING EQUIPMENT
 Not Done: Yes No

CHANGING REFEREE
 Not Done: Yes No

CHANGING UMPIRE
 Not Done: Yes No

CHANGING GOAL
 Not Done: Yes No

CHANGING POSITION
 Not Done: Yes No

1st Named Team Woodville 2nd Named Team Gleneby

| LSA No. | No. | Initials | Surname (In Alphabetical Order) | Penal | Assist | Goals | | | | Total | LSA No. | No. | Initials | Surname (In Alphabetical Order) | Penal | Assist | Goals | | | | Total | | | |
|---------|--------------|----------|---------------------------------|-------|--------|--------------|---|---|---|-------|-------------|-----|----------|---------------------------------|-------|--------|---------------|---|---|---|-------|--|--|--|
| | | | | | | 1 | 2 | 3 | 4 | | | | | | | | 1 | 2 | 3 | 4 | | | | |
| | 2 | L | Oswald | | | | | | | | | 2 | P | White | | | | | 1 | | | | | |
| | 5 | J | Oswald (3) | | | | | | | | | 3 | J | Searle | 1 | | | | | | | | | |
| | 4 | J | Wood (5) | | | | | | | | | 4 | S | Dinning | | | | | | | 1 | | | |
| | 12 | G | Paull | | | | | | | | | 5 | R | Alford | 1 | | | | | | | | | |
| | 14 | D | Hogtkinson (1) | | | | | | | | | 1 | S | Smith | | | | | | | | | | |
| | 7 | A | Hunt (4) | | | | | | | | | 17 | A | Semmler | 1 | | | | | | | | | |
| | 11 | J | Pena | | | | | | | | | 10 | J | Kellen | | | | | | | | | | |
| | 1 | D | Cassidy | | | | | | | | | 18 | D | Stevens | | | | | | | | | | |
| | 3 | R | Wallis | | | | | | | | | 15 | T | Bartlet | | | | | | | | | | |
| | 7 | | Wallis | | | | | | | | | 12 | C | White | | | | | | | | | | |
| | 10 | S | Krechner | | | | | | | | | 14 | N | Southwell | | | | | | | | | | |
| | 8 | T | Wallis (2) | | | | | | | | | 13 | P | St. L Goe | | | | | | | | | | |
| | | | | | | | | | | | | 16 | C | Stevens | | | | | | | | | | |
| | | | | | | | | | | | | 6 | R | Alford | | | | | | | | | | |
| | | | | | | | | | | | | 7 | N | Nent | | | | | | | | | | |
| | | | | | | Totals 00102 | | | | | Time Outs / | | | | | | Totals 468725 | | | | | | | |

Won by Gleneby
 Signified Correct M. Richardson
 1st Named Team Richardson
 2nd Named Team [Signature]

Umpires/Referees
 Name Campbell Club [Blank]
 Name Edwards Club Bto

Officials Report

Scorers
 Referee
 Timekeeper
 Ground Clerk
 Yellow Card
 Red Card
 Correct Starting Time
 Correct Uniforms
 Comments
 Correct Voting



1st Named Team N.A.

2nd Named Team ETP

| LSA No. | No. | Initials | Surname (In Alphabetical Order) | Penal | Assist | Goals | | | | Total | LSA No. | No. | Initials | Surname (In Alphabetical Order) | Penal | Assist | Goals | | | | Total | | |
|---------|-----|----------|---------------------------------|-------|--------|--------------------------|---|---|---|-------|---------|-----|----------|---------------------------------|-------|--------|-------|-------------------------|---|---|-------|--|--|
| | | | | | | 1 | 2 | 3 | 4 | | | | | | | | 1 | 2 | 3 | 4 | | | |
| | 28 | J | ACKERS | | | | | | | | | 15 | M | DENOTTIER | | | | | | | 1 | | |
| | 18 | B | CHARLES | | | | | | 2 | | | 27 | S | GILL (4) | | | | | | | | | |
| | 31 | J | CHARLES | | | | | | | | | 5 | C | KIRTON | | | | | | | | | |
| | 32 | J | COX | | | | | | | | | 35 | A | LANG | | | | | | | | | |
| | 21 | D | DRINIC | | | | | | 1 | | | 25 | T | LEGGETT | | | | | | | 4 | | |
| | 16 | B | GASPARI | | | | | | 5 | | | 37 | S | LIM (2) | | | | | | | | | |
| | 12 | R | GASPARI | | | | | | 1 | | | 28 | C | LINDNER (1) | | | | | | | | | |
| | 27 | A | KILFORD | | | | | | | | | 2 | T | LINDNER | | | | | | | | | |
| | 6 | M | KLAWITTER | | | | | | | | | 34 | B | MAGNUS (5) | | | | | | | | | |
| | 33 | A | LEFIK | | | | | | | | | 30 | A | MARAFIOTI | | | | | | | | | |
| | 37 | C | MAYMAN | | | | | | | | | 40 | T | ROSS | | | | | | | | | |
| | 30 | S | MAYMAN | | | | | | 4 | | | 39 | M | VICKERY (2) | | | | | | | | | |
| | 8 | J | MORRIS | | | | | | | | | 19 | L | VICKERY | | | | | | | | | |
| | 19 | A | SEWELL | | | | | | | | | 32 | M | SMITH | | | | | | | | | |
| | 10 | D | THOPPE | | | | | | | | | 6 | S | MCGEE | | | | | | | | | |
| BBA | | | | | | BBA | | | | | | | | | | | | | | | | | |
| | | | | | | Totals 4 2 4 3 13 | | | | | | | | | | | | Totals 0 1 0 4 5 | | | | | |

Officials Report

Score: _____ to _____

Umpires/Referees: _____

Signature: _____ Name: _____ Club: _____

Signature: _____ Name: _____ Club: _____

Signature: _____ Name: _____ Club: _____

Time Outs: _____

Penal: _____ Assist: _____

Goals: 1 2 3 4 Total

1 2 3 4 Total

Comments:

Won by NORTH ADELAIDE Umpires/Referees BBA Score _____ to _____

Signified Correct... Signature _____ Name BRIAN BARTLET Club GLC

1st Named Team [Signature] Signature _____ Name S RETALICK Club _____

2nd Named Team [Signature] Signature _____ Name _____ Club _____

White Copy to REGISTRAR Blue Copy to CLUB Yellow Copy to UMPIRES/REFEREES



Report from Burnside Club Date 21/5/11 Round 6 Grade D

2nd Named Team Woodville

1st Named Team Burnside

| LSA No. | No. | Initials | Surname (In Alphabetical Order) | Penal | Assist | Goals | | | | Total | LSA No. | No. | Initials | Surname (In Alphabetical Order) | Penal | Assist | Goals | | | | Total |
|---------|---------------|----------|---------------------------------|-------|--------|---------------|---|---|---|-------------------|---------|-----|------------|---------------------------------|-------|--------|---------------|---|------------------|---|-------|
| | | | | | | 1 | 2 | 3 | 4 | | | | | | | | 1 | 2 | 3 | 4 | |
| 92 | 16 | N | Aston | | | | | | 3 | | 8 | m | Elkss | | | | | | 1 | 1 | |
| | 5 | as | Brown | | | | | | 2 | | 14 | D | Hodgkinson | 1 | | | | | | | |
| 85 | 25 | m | Caparas ⁽⁵⁾ | 1 | | | | | | | 12 | g | Pawl | 1 | | | | | | | |
| | 86 | T | Graham | 1 | | | | | | | 2 | D | Cassidy | 1 | | | | | | | |
| | 80 | T | Hood | | | | | | | | 3 | L | Oswald | | | | | | | | |
| 84 | 84 | B | Jacobson ⁽⁴⁾ | | | | | | 1 | | 11 | J | P.N.A. | 1 | | | | | | | |
| | 72 | D | Kilderry | | 1 | 1 | 1 | 1 | 6 | | 1 | J | Hainiss | | | | | | | | |
| | 62 | C | Louker ⁽¹⁾ | | 1 | 1 | 1 | 1 | 5 | | 4 | J | Wood | | | | | | | | |
| | 24 | B | Martin ⁽²⁾ | | | | | | 3 | | | | | | | | | | | | |
| | 40 | K | Martin | | | | | | 3 | | | | | | | | | | | | |
| | 18 | N | Muxlow ⁽³⁾ | | | 1 | 1 | | | | | | | | | | | | | | |
| | 3 | S | Olesen | | | | | | 1 | | | | | | | | | | | | |
| | 59 | C | Summe | | | | | | 3 | | | | | | | | | | | | |
| | 56 | m | Tucker | | 1 | 1 | 1 | | | | | | | | | | | | | | |
| | 81 | A | MELBERZS-RIZITIS | | | | | | | | | | | | | | | | | | |
| | | | | | | Totals | | | | 9 7 6 5 23 | | | | | | | Totals | | - - 1 - 1 | | |

Officials Report

Score 27 to 1

Time Clock

Green Card

Yellow Card

Red Card

Correct Starting Time

Correct Endpoints

Comments

Covered Volney

Won by Burnside

Signified Correct...

1st Named Team B.D. Dan

2nd Named Team M. Richardson

Umpires/Referees

Signature [Signature] Name Michael [Signature] Club [Signature]

Signature [Signature] Name [Signature] Club [Signature]

Signature [Signature] Name [Signature] Club [Signature]

White Copy to REGISTRAR Blue Copy to CLUB Yellow Copy to UMPIRES/REFEREES

1st Named Team BRIGHTON

2nd Named Team UNIVERSITY 3

| LSA No. | No. | Initials | Surname (In Alphabetical Order) | Penal | Assist | Goals | | | | Total | LSA No. | No. | Initials | Surname (In Alphabetical Order) | Penal | Assist | Goals | | | | Total | | | | | | | | | | | | | | | | |
|---------|-----|----------|---------------------------------|-------|--------|-------|---|---|---|--------|---------|-----|----------|---------------------------------|-------|--------|-------|---|---|---|-------|---|---|----|-----------|--|---|--|--------|--|--|--|---|---|---|---|---|
| | | | | | | 1 | 2 | 3 | 4 | | | | | | | | 1 | 2 | 3 | 4 | | | | | | | | | | | | | | | | | |
| | 16 | M | COLE | 1 | 1 | | | | | 0-1 | 14 | R | Bailey | 1 | | | | | | | | | | | | | | | | | | | | | | | |
| | 1 | T | ELLISS | 1 | | | 1 | 1 | | 3-1 | 3 | D | Burford | 1 | | | | | | | | | | | | | | | | | | | | | | | |
| | 4 | S | HILL | | 1 | 1 | 1 | 1 | | 4-2 | 17 | A | cooper | 1 | | | | | | | | | | | | | | | | | | | | | | | |
| | 8 | P | KEANE | | | 1 | 1 | 1 | | 3-0 | 16 | H | Graham | | | | | | | | | | | | | | | | | | | | | | | | |
| | 14 | S | LAMBERT | | 1 | 1 | 1 | 1 | | 4-2 | 23 | M | Kenefick | 1 | | | | | | | | | | | | | | | | | | | | | | | |
| | 9 | B | LEE | 1 | | | | | | | 11 | J | Lovat | | | | | | | | | | | | | | | | | | | | | | | | |
| | 2 | T | LEE | 1 | | | | | | | 4 | O | Lovat | 1 | | | | | | | | | | | | | | | | | | | | | | | |
| | 7 | C | LINDNER | 1 | | | | | | 1-0 | 2 | N | Moon | | | | | | | | | | | | | | | | | | | | | | | | |
| | 11 | C | O'BRIEN | | 1 | | | | | 1-1 | 10 | R | O'Connor | | | | | | | | 1 | | | | | | | | | | | | | | | | |
| | 13 | G | REVELL | | | | | | | | 7 | J | O'Grady | 1 | | | | | | | | | | | | | | | | | | | | | | | |
| | 10 | T | SNOWBALL | 1 | | | | | | | 6 | S | Phillips | 1 | | | | | | | | | | | | | | | | | | | | | | | |
| | 5 | T | STEWART | 1 | 1 | 1 | 1 | | | 2-2 | 5 | S | Uern | | | | | | | | | | | | | | | | | | | | | | | | |
| | 3 | B | STUART | | | | | | | 5-0 | 13 | D | Walton | | | | | | | | | | | | | | | | | | | | | | | | |
| | 19 | C | TERRY | | | | | | | 2-0 | | | | | | | | | | | | | | | | | | | | | | | | | | | |
| | 6 | D | TERRY | | | | | | | | | | | | | | | | | | | | | | | | | | | | | | | | | | |
| | | | | | | | | | | Totals | | | | | | | | | | 5 | 6 | 8 | 6 | 25 | Time Outs | | 1 | | Totals | | | | 0 | 0 | 0 | 1 | 1 |

Officials Report

Scorers
1st Team Yes No
2nd Team Yes No

Time Clock
Yes No

Green Card
Yes No

Yellow Card
Yes No

Red Card
Yes No

Correct Starting Time
Yes No

Correct Uniforms
1st Team Yes No
2nd Team Yes No

Comments

Coaches' Voting
Most Valuable Player (Senior & U17 Grades Only)

1. Name C. O'Brien
Club Bin No. 11

2. Name J Lovat
Club UNI No. 11

3. Name B Stewart
Club Bin No. 3

(Both Coaches to sign)
Name B Stewart Club Bin
Signature [Signature]
Name D Edwards Club Bin
Signature [Signature]

Won by Brighton
Signified Correct...
1st Named Team J. Bartholomew
2nd Named Team [Signature]

REGISTRAR Blue Copy to CLUB Yellow Copy to UMPIRES/REFEREES

Umpires/Referees
Signature [Signature] Name Mr Toogood Club CLC
Signature [Signature] Name B Edwards Club Bin
Signature _____ Name _____ Club _____

Score 25 to 1

2nd Named Team Adelaide University.

1st Named Team Brighton

| LSA No. | No. | Initials | Surname (In Alphabetical Order) | Penal | Assist | Goals | | | | Total | LSA No. | No. | Initials | Surname (In Alphabetical Order) | Penal | Assist | Goals | | | | Total | | | |
|---------------|-----|----------|---------------------------------|-------|--------|-------|---|---|---|----------|----------|----------|----------|---------------------------------|-----------|--------|-------------------------------------|---|---------------|---|----------|----------|----------|----------|
| | | | | | | 1 | 2 | 3 | 4 | | | | | | | | 1 | 2 | 3 | 4 | | | | |
| | 16 | M | Cole | TI | | | | | | | | 14 | R | Bailey | | | | | | | | | | |
| | 1 | T | Ellis | | | | | | | | | 3 | D | Burford | | (3) | | | | | | | | |
| | 4 | S | Hill | | | | | | | | | 17 | A | Cooper | | | | | | | | | | |
| | 8 | P | Keane | | | | | | | | | 16 | H | Graham | | | | | | | | | | |
| | 14 | S | Lambert | TI | | | | | | | | 23 | M | Kenefick | | (2) | | | | | | | | |
| | 9 | B | Lee | | | | | | | | | 11 | J | Lovat | | (1) | | | | | | | | |
| | 2 | T | Lee | | | | | | | | | 4 | O | Lovat | | | TI | | | | | | | |
| | 7 | C | Lindner | | | | | | | | | 2 | N | Moon | | | | | | | | | | |
| | 11 | C | O'Brien | | | | | | | | | 10 | R | O'Connor | | | | | | | | | | |
| | 13 | G | Revell | | | | | | | | | 7 | J | O'Grady | | (5) | | T | | | | | | |
| | 10 | T | Snowball | | | | | | | | | 6 | S | Phillips | | (4) | | | | | | | | |
| | 5 | T | Stewart | | | | | | | | | 5 | S | uern | | | | | | | | | | |
| | 3 | B | Stuart | | | | | | | | | 13 | D | Walton | | | | | | | | | | |
| | 19 | C | Terry | | | | | | | | | | | | | | | | | | | | | |
| | 6 | D | Terry | | | | | | | | | | | | | | | | | | | | | |
| Totals | | | | | | | | | | 5 | 6 | 8 | 6 | 25 | Time Outs | | <input checked="" type="checkbox"/> | | Totals | | 0 | 0 | 0 | 1 |

Won by Brighton
 Signified Correct...
 1st Named Team J. Bartholomew
 2nd Named Team A. Spittle

Umpires/Referees
 Signature [Signature]
 Signature [Signature]
 Signature [Signature]

Score 25 to 1
 Name R. Toogood Club CLC
 Name B. Edwards Club BTN

Officials Report

Score
 Referee
 Green Card
 Yellow Card
 Red Card
 Correct Scoring Error
 Correct Uniforms
 Comments

1st Named Team

GLENELG

2nd Named Team

WEST TORRENS

| LSA No. | No. | Initials | Surname (In Alphabetical Order) | Penal | Assist | Goals | | | | Total | LSA No. | No. | Initials | Surname (In Alphabetical Order) | Penal | Assist | Goals | | | | Total | | |
|--------------------|-----|----------|---------------------------------|-------|--------|--------------------------|---|---|----|-------|------------|--------------------|----------|---------------------------------|-------|--------|-------|-------------------------|---|---|-------|---|--|
| | | | | | | 1 | 2 | 3 | 4 | | | | | | | | 1 | 2 | 3 | 4 | | | |
| | 5 | R | Alford ① | | | | | | | | | 4 | A | ZUFFEREY | | | | | | | | | |
| 3 | 5 | T | Bartlett | | | | | | 1 | | | 13 | R | STARKE | | | | | | | | | |
| | 1 | A | Fitzsimons | | | | | | 1 | 0 | | 8 | C | SHEPARD | | | | | | | | | |
| | 10 | J | Killem | | 11 | | | | 0 | 2 | | 3 | D | CONNAN | | 1 | | | | | | | |
| | 15 | M | Kolem | | | | | | 1 | 2 | | 32 | J | RETRUCK | 1 | | | | | | | | |
| | 12 | N | Kyrtzoulis | | | | | | | | | 19 | M | MURRIEL | | | | | | | | | |
| | 8 | J | Kohley ② | | | | | | | | | 10 | M | LARWOOD | | | | | | | | | |
| | 17 | A | Semmler | | | | | | 1 | 1 | 2 | 6 | M | GALLOP | | | | | | | | | |
| | 7 | S | Smith | | | | | | | | | 36 | O | VALERO | | | | | | | | | |
| | 16 | C | Stevens ④ | | 11 | | | | 11 | 1 | 32 | 14 | P | MUNNY | | | | | | | | | |
| | 18 | D | Stevens | | | | | | | | | 41 | S | HORTON | | | | | | | | 1 | |
| | 11 | C | White ③ | | | | | | 1 | 1 | 2 | 11 | D | PLAGARIS | | | | | | | | | |
| | 2 | P | White | | | | | | 1 | | 1 | 25 | M | MELLIOTT | | | | | | | | | |
| | 13 | P | Stilgoe ⑤ | | | | | | 11 | 1 | 4 | 35 | S | HARLEY | | | | | | | | | |
| | 14 | N | Southwell | | | | | | | | | 17 | T | MCDONALD | | | | | | | | | |
| | | | | | | | | | | | KNOCKED IN | | | | | | | | | | | | |
| Time Outs <u>1</u> | | | | | | Totals 4 4 5 3 16 | | | | | | Time Outs <u>1</u> | | | | | | Totals 3 3 1 2 9 | | | | | |

Won by GLENELG
 Signified Correct...
 1st Named Team [Signature]
 2nd Named Team _____

Umpires/Referees
 Signature [Signature]
 Signature [Signature]
 Signature _____

Score 16 to 9
 Name M HOGAN Club WEC
 Name ROBN Club _____
 Name _____ Club _____

Officials Report

Referee: _____ No. _____
 Umpire: _____ No. _____
 Time Clock: _____
 Green Card: _____
 Yellow Card: _____
 Red Card: _____
 Correct Shooting Time: _____
 Correct Offences: _____
 Comments: _____

Copies: _____

1st Named Team GLENELG

2nd Named Team West Torrens

| LSA No. | No. | Initials | Surname (In Alphabetical Order) | Penal | Assist | Goals | | | | Total | LSA No. | No. | Initials | Surname (In Alphabetical Order) | Penal | Assist | Goals | | | | Total |
|---------------------|--------------|----------|---------------------------------|-------|--------|-------|---|---|---|---------------------|---------|-----|----------|---------------------------------|-------|--------|-------|---|---|---|-------|
| | | | | | | 1 | 2 | 3 | 4 | | | | | | | | 1 | 2 | 3 | 4 | |
| | 5 | Ry | ALFORD | | | | | | | | 9 | A | ZUFFEREY | | | | | | | | |
| | 3 | T | BARTLETT | | | | | | 1 | | 13 | B | STARK | | | | | | | | |
| | 1 | A | FITZSIMONS | | | | | | 1 | | 8 | C | SHEPARD | | | | | | | | |
| | 10 | J | KILLEN | | " | | | | | | 3 | D | LOMMAN | | | | | | | | |
| | 15 | M | KOEN | | | | | | 2 | | 32 | J | RETALICK | | | | | | | | |
| | 12 | N | KURATZKILLIS | | | | | | | | 19 | M | MULHALL | | | | | | | | |
| | 8 | J | KAHALEY | | | | | | | | 10 | M | CARWOOD | | | | | | | | |
| | 17 | A | SEMMER | | | | | | 2 | | 6 | M | YALLOP | | | | | | | | |
| | 7 | S | SMITH | | | | | | | | 36 | O | VALERO | | | | | | | | |
| | 16 | C | STEVENS | | " | | | | 3 | | 14 | P | MUNBY | | | | | | | | |
| | 18 | D | STEVENS | | | | | | | | 4 | S | MORDON | | | | | | | | |
| | 11 | C | WHITE | | | | | | 2 | | 1 | D | PLAGAKIS | | | | | | | | |
| | 2 | P | WHITE | | | | | | 1 | | 25 | M | ELLIOTT | | | | | | | | 2 |
| | 13 | P | STILCOE | | " | | | | 4 | | 35 | S | HARLEY | | | | | | | | 3 |
| | 14 | N | SOUTHWELL | | | | | | | | 17 | T | MEDSWALD | | | | | | | | 1 |
| | | | | | | | | | | | | | KROCHALN | | | | | | | | |
| Time Outs <u>11</u> | | | | | | | | | | Time Outs <u>11</u> | | | | | | | | | | | |
| Totals 4 4 5 3 16 | | | | | | | | | | Totals 3 3 1 2 9 | | | | | | | | | | | |

Officials Report

Scorers
1st Team Yes No
2nd Team Yes No

Time Clock
Yes No

Green Card
Yes No

Yellow Card
Yes No

Red Card
Yes No

Correct Starting Time
Yes No

Correct Uniforms
1st Team Yes No
2nd Team Yes No

Comments

Coaches' Voting
Most Valuable Player (Senior & U17 Grades Only)

1. Name.....
Club.....No. 5

2. Name.....
Club.....No. 14

3. Name.....
Club.....No. 8

(Both Coaches to sign)

Name..... Club.....
Signature P Green

Name..... Club.....
Signature.....

Won by Glenelg Umpires/Referees Name M Moran Club WTC
 Signified Correct... Signature [Signature] Name Ross Club [Club]
 1st Named Team Glenelg Signature [Signature] Name [Name] Club [Club]
 2nd Named Team West Torrens Signature [Signature] Name [Name] Club [Club]



Report from STURT Club Date 21st May Round 6 Grade Div 1 Mens Womens

1st Named Team STURT 2nd Named Team BTE

| LSA No. | No. | Initials | Surname (In Alphabetical Order) | Penal | Assist | Goals | | | | Total | LSA No. | No. | Initials | Surname (In Alphabetical Order) | Penal | Assist | Goals | | | | Total | | | |
|---------|-----|----------|---------------------------------|-------|--------|-------|---|---|---|-------|------------------|-----|----------|---------------------------------|-------|--------|-------|---|---------------|---|-------|--|--|--|
| | | | | | | 1 | 2 | 3 | 4 | | | | | | | | 1 | 2 | 3 | 4 | | | | |
| 42 | T | | TOXFORD | | | | | | | | | | | | | | | | | | | | | |
| 41 | T | | FALDON | | | | | | | | | | | | | | | | | | | | | |
| 22 | C | | HOLLAND | | | | | | | | | | | | | | | | | | | | | |
| 23 | M | | BLAIR | | | | | | | | | | | | | | | | | | | | | |
| 25 | B | | MCFARLANE | | | | | | | | | | | | | | | | | | | | | |
| 56 | J | | REA | | | | | | | | | | | | | | | | | | | | | |
| 18 | S | | THANE | | | | | | | | | | | | | | | | | | | | | |
| 32 | N | | TUCK | | | | | | | | | | | | | | | | | | | | | |
| 25 | J | | LEFFERS | | | | | | | | | | | | | | | | | | | | | |
| 3 | A | | STONE | | | | | | | | | | | | | | | | | | | | | |
| 53 | M | | CAPRIOTTI | | | | | | | | | | | | | | | | | | | | | |
| 60 | M | | OAKES | | | | | | | | | | | | | | | | | | | | | |
| S | J | | FORBES | | | | | | | | | | | | | | | | | | | | | |
| | | | | | | | | | | | / | | | | | | | | | | | | | |
| | | | | | | | | | | | Totals | | | | | | | | Totals | | | | | |
| | | | | | | | | | | | Time Outs | | | | | | | | Totals | | | | | |

Officials Report

Scorers
 1st Team Yes No
 2nd Team Yes No

Time Clock
 Yes No

Green Card
 Yes No

Yellow Card
 Yes No

Red Card
 Yes No

Correct Starting Time
 Yes No

Correct Uniforms
 1st Team Yes No
 2nd Team Yes No

Comments

Coaches' Voting
 Most Valuable Player
 (Senior & U17 Grades Only)

1. Name.....
 Club..... No.....

2. Name.....
 Club..... No.....

3. Name.....
 Club..... No.....

(Both Coaches to sign)
 Name..... Club.....
 Signature.....
 Name..... Club.....
 Signature.....

Won by _____ Umpires/Referees _____ Score _____ to _____
 Signified Correct... Signature _____ Name _____ Club _____
 1st Named Team _____ Signature _____ Name _____ Club _____
 2nd Named Team _____ Signature _____ Name _____ Club _____





Report from ETP Club Date 29/11 Round 7 Grade DIV 1 Mens / ~~Womens~~

1st Named Team WOODVILLE 2nd Named Team ETP

| LSA No. | No. | Initials | Surname (In Alphabetical Order) | Penal | Assist | Goals | | | | Total | LSA No. | No. | Initials | Surname (In Alphabetical Order) | Penal | Assist | Goals | | | | Total | | | | |
|---------------|-----|----------|---------------------------------|-------|--------|-------|---|---|----|-------|---------------|-----|--------------|---------------------------------|-------|--------|-------|---|---|---|-------|----|---|--|--|
| | | | | | | 1 | 2 | 3 | 4 | | | | | | | | 1 | 2 | 3 | 4 | | | | | |
| | 15 | D | Cassidy | | | | | | 11 | 3 | 25 | M | DENOTTER | | | | | | | | | | | | |
| | 8 | M | Elliss | | | | | | | | 27 | S | GILL (3) | | | 111 | | | | | | | | | |
| | 14 | D | Hodgkinson | | | | | | | | 33 | P | GRAY | 11 | | | | | | | | | | | |
| | | E | Jamieson | | | | | | | | 17 | B | HARRISON (5) | | 11 | | | | | | 1 | | | | |
| | 1 | J | Harris | | | | | | | | 35 | A | LANG | T | | | | | | | | | | | |
| | 12 | A | Lewis | | | | | | | | 37 | S | LIM | | | | | | | | | | | | |
| | 3 | L | Oswald | | | | | | | | 28 | C | LINDNER | | | | | | | | 111 | 3 | | | |
| | 11 | G | Paull | | | | | | | | 2 | T | LINDNER | | | | | | | | | | | | |
| | 5 | R | Wallis | | | | | | | | 34 | B | MAGNUS | | | | | | | | | | | | |
| | | E | WOOD | | | | | | | | 30 | A | MARAFIOTI | | | | | | | | | | | | |
| | 4 | J | wood | | | | | | | | 6 | T | POLAND (5) | | | | | | | | | 11 | 3 | | |
| | 9 | M | Hogan | | | | | | | | 32 | M | SMITH (1) | | | 111 | | | | | 1 | 1 | 5 | | |
| | 7 | H | Davidson | | | | | | | | 7 | M | SMITH (2) | | | | | | | | | | | | |
| | 10 | T | Wallis | | | | | | | | 39 | M | VICKERY | | | | | | | | | | | | |
| | | | | | | | | | | | 19 | L | VICKERY | | | | | | | | | | | | |
| Totals | | | | | | 1 | 0 | 0 | 2 | 3 | Totals | | | | | | 7 | 2 | 5 | 4 | 15 | | | | |

Officials Report

Scores: For Team: [] To: [] Pen: [] No. []

Time-Clock: For: [] To: []

Green Card: For: [] To: []

Yellow Card: For: [] To: []

Red Card: For: [] To: []

Ground Staffing: For: [] To: []

Ground Officials: For: [] To: []

Comments: []

Checked: []

Won by ETP Umpires/Referees Score 3 to 18

Signified Correct M. P. H. H. H. H. Signature [Signature] Name M. Carter Goude Club []

1st Named Team [Signature] Signature [Signature] Name Brian Patterson Club GLG

2nd Named Team [Signature] Signature [Signature] Name [] Club []



Report from Woodville Club Date 21.5.11 Round 7 Grade 1/2 Mens/Womens

1st Named Team Woodville 2nd Named Team ETP

| LSA No. | No. | Initials | Surname (In Alphabetical Order) | Penal | Assist | Goals | | | | Total | LSA No. | No. | Initials | Surname (In Alphabetical Order) | Penal | Assist | Goals | | | | Total | | | | | | | | | | | | | | | | | | | | | | | |
|---|-----|----------|---------------------------------|-------|--------|-------|---|---|----|-------|---------|-----|----------|---------------------------------|-----------|--------|-------|----|---|---|-------|--|--|--|--|--|--|--|--|--|--|--|--|--|--|--|--|--|--|--|--|--|--|--|
| | | | | | | 1 | 2 | 3 | 4 | | | | | | | | 1 | 2 | 3 | 4 | | | | | | | | | | | | | | | | | | | | | | | | |
| | 15 | D | Cassidy | | | | | | | | | | 25 | M | Denotter | 1 | | | | | | | | | | | | | | | | | | | | | | | | | | | | |
| | 8 | M | Elliss | | 1 | | | | 11 | | | | 27 | S | Gill | | | 11 | | | | | | | | | | | | | | | | | | | | | | | | | | |
| | 14 | D | Hodgkinson | | | | | | | | | | 33 | P | Gray | 11 | | | | | | | | | | | | | | | | | | | | | | | | | | | | |
| | | | A Hunt | | | | | | | | | | 17 | B | Hazzan | | | | | | | | | | | | | | | | | | | | | | | | | | | | | |
| | | | E Jamison | | | | | | | | | | 35 | A | Lang | T | | | | | | | | | | | | | | | | | | | | | | | | | | | | |
| | 1 | J | Harris | | | | | | | | | | 37 | S | Lim | | | 1 | | | | | | | | | | | | | | | | | | | | | | | | | | |
| | | | S Kretschmer | | | | | | | | | | 28 | C | Lindner | 1 | | | | | | | | | | | | | | | | | | | | | | | | | | | | |
| | 12 | A | Lewis | | | | | | | | | | 2 | T | Lindner | | | | | | | | | | | | | | | | | | | | | | | | | | | | | |
| | | | J Oswald | | | | | | | | | | 34 | B | Magnus | | | | | | | | | | | | | | | | | | | | | | | | | | | | | |
| | 3 | L | Oswald | | | | | | | | | | 30 | A | Marafioti | | | | | | | | | | | | | | | | | | | | | | | | | | | | | |
| | 11 | G | Paull | | | | | | | | | | 6 | T | Poland | | | | | | | | | | | | | | | | | | | | | | | | | | | | | |
| | | | M Power | | | | | | | | | | 32 | N | Smith | | | | | | | | | | | | | | | | | | | | | | | | | | | | | |
| | 5 | R | Wallis | | | | | | | | | | 7 | M | Smith | | | | | | | | | | | | | | | | | | | | | | | | | | | | | |
| | 10 | T | Wallis | | | | | | | | | | 39 | M | Vickery | | | | | | | | | | | | | | | | | | | | | | | | | | | | | |
| | | | Wood | | | | | | | | | | 19 | L | Vickery | | | | | | | | | | | | | | | | | | | | | | | | | | | | | |
| | 4 | J | Wood | | | | | | | | | | | | | | | | | | | | | | | | | | | | | | | | | | | | | | | | | |
| | 9 | M | Hagan | | | | | | | | | | | | | | | | | | | | | | | | | | | | | | | | | | | | | | | | | |
| | 7 | H | Davidson | | | | | | | | | | | | | | | | | | | | | | | | | | | | | | | | | | | | | | | | | |
| | | | [Signature] | | | | | | | | | | | | | | | | | | | | | | | | | | | | | | | | | | | | | | | | | |
| Totals | | | | | | | | | | | | | | | | | | | | | | | | | | | | | | | | | | | | | | | | | | | | |
| Time Outs <input checked="" type="checkbox"/> | | | | | | | | | | | | | | | | | | | | | | | | | | | | | | | | | | | | | | | | | | | | |
| Totals 1 0 0 2 3 | | | | | | | | | | | | | | | | | | | | | | | | | | | | | | | | | | | | | | | | | | | | |

Officials Report

Score _____ to _____

Time Check Yes No

Correct Cards Yes No

Yellow Card Yes No

Red Card Yes No

Correct Starting Time Yes No

Correct Minutes Yes No

Comments _____

Won by ETP Umpires/Referees Name Michael Loidie Club _____
 Signified Correct... Signature [Signature] Name Brian Bartlett Club GLC
 1st Named Team M Richardson Signature _____ Name _____ Club _____
 2nd Named Team Algae Signature _____ Name _____ Club _____

1st Named Team Adelaide Uni

2nd Named Team Bernside

| LSA No. | No. | Initials | Surname (In Alphabetical Order) | Penal | Assist | Goals | | | | Total | LSA No. | No. | Initials | Surname (In Alphabetical Order) | Penal | Assist | Goals | | | | Total |
|-----------|-----|----------|---------------------------------|--------|--------|-------|----|---|---|-------|-----------|-----|-----------|---------------------------------|--------|--------|-------|---|---|---|-------|
| | | | | | | 1 | 2 | 3 | 4 | | | | | | | | 1 | 2 | 3 | 4 | |
| | 14 | R | Bailey | | | | | | | | 95 | 16 | N | Aston | 1 | | | | | | |
| | 17 | A | Cooper | 1 | | | | | 1 | 1 | | 10 | A | Burford | 1 | 1 | 11 | 1 | | | 3 |
| | 8 | A | Crocker | | | | | | | | 5 | 18 | GS | Brown | | | 1 | | 1 | | 2 |
| | 16 | H | Graham | | | | | | | | 52 | M | Caparaso | 3 | 1 | | | | | | |
| | | S | Kane | | | | | | | | 55 | T | Graham | | | | | | | | |
| | 23 | M | Keneffick | | | | | | | | 53 | L | Hood | | | | | | | | |
| | 11 | J | Lovatt | | | | | | | | 61 | T | Hood | 1 | | | | | | | |
| | 4 | O | Lovatt | | 1 | 1 | | | 2 | | 85 | B | Jacobson | 1 | | | | | | | |
| | 2 | N | Moon | 1 | | | | | | | 62 | C | Lockes | 1 | 11 | | | | | | |
| | 10 | R | O'Connor | | | | | | | | 24 | B | Martin | 1 | | | 11 | | | 2 | |
| | 7 | J | O'Grady | | | | | | | | 40 | K | Martin | | | | | | | | |
| | 15 | J | Robard | | | | 1 | 1 | 2 | | 3 | S | Olesen | 11 | | | | | | | |
| | 6 | S | Phillips | | 11 | 1 | 11 | 1 | 6 | | 81 | C | Simp | 1 | | | | | | | |
| | 5 | S | Uem | | | | | | | | 56 | M | Tucker | | | 11 | | 1 | | 3 | |
| | 13 | D | Walton | | | | | | | | 92 | J | Goodridge | 1 | 11 | 11 | 1 | 1 | 1 | 5 | |
| | 55 | P | Wise | | | | | | | | | | | | | | | | | | |
| / | | | | | | | | | | / | | | | | | | | | | | |
| Time Outs | | 1 | | Totals | | 3 | 2 | 3 | 3 | 11 | Time Outs | | 1 | | Totals | | 6 | 2 | 5 | 2 | 15 |

Officials Report

Score: _____ to _____

Time Clock: _____

Green Card: _____

Yellow Card: _____

Red Card: _____

Correct Starting Time: _____

Correct Duration: _____

Corrected: _____

Coaches Meeting: _____

Other: _____

Won by Bernside Umpires/Referees Score 15 to 11

Signified Correct... Signature [Signature] Name [Signature] Club [Signature]

1st Named Team [Signature] Signature [Signature] Name B. Edwards Club [Signature]

2nd Named Team [Signature] Signature _____ Name _____ Club _____

1st Named Team Adelaide Uni2nd Named Team Burnside

| LSA No. | No. | Initials | Surname (In Alphabetical Order) | Penal | Assist | Goals | | | | Total | LSA No. | No. | Initials | Surname (In Alphabetical Order) | Penal | Assist | Goals | | | | Total | | | | | | | | | | | | |
|-----------|-----|----------|---------------------------------|-------|--------|-------|---------------|---|---|-------|---------|-----|-------------|---------------------------------|-------|--------|-----------|---|---|---|-------|---|---|---------------|---|--|--|--|---|---|---|---|----|
| | | | | | | 1 | 2 | 3 | 4 | | | | | | | | 1 | 2 | 3 | 4 | | | | | | | | | | | | | |
| | 14 | R | Bailey | | | | | | | | | | N Aston | | | | | | | | | | | | | | | | | | | | |
| | 17 | A | Cooper | | | | | 1 | 1 | | 95 | 10 | A Burford | | 1 | | | | | 1 | | | | | 3 | | | | | | | | |
| | 9 | A | Croker | | | | | | | | | 35 | OJ Brown | | | | | | 1 | | 1 | | | | 2 | | | | | | | | |
| | 16 | H | Graham (4) | | | | | | | | | 52 | M Caparaso | | | | | | | | | | | | | | | | | | | | |
| | | S | Kang | | | | | | | | | 55 | T Graham | | | | | | | | | | | | | | | | | | | | |
| | 23 | M | Kenefick | | | | | | | | | 53 | L Hood | | | | | | | | | | | | | | | | | | | | |
| | 11 | J | Lovat (6) | | | | | | | | | 61 | T Hood | | | | | | | | | | | | | | | | | | | | |
| | 4 | O | Lovat (3) | | 1 | 1 | | | 2 | | | 85 | B Jacobson | | | | | | | | | | | | | | | | | | | | |
| | 2 | N | Moon | | | | | | | | | 62 | C Lookes | | 1 | | | | | | | | | | | | | | | | | | |
| | 10 | R | O'Connor | | | | | | | | | 24 | B Martin | | | | | | | 1 | | | | | 2 | | | | | | | | |
| | 7 | J | O'Grady | | | | | | | | | 40 | K Martin | | | | | | | | | | | | | | | | | | | | |
| | 15 | J | Roland | | | | 1 | 1 | 2 | | | 3 | S Olesen | | | | | | | | | | | | | | | | | | | | |
| | 6 | S | Phillips (2) | | | 1 | 1 | 1 | 6 | | | 81 | C Simms | | 1 | | | | | | | | | | | | | | | | | | |
| | 5 | S | Uern | | | | | | | | | 56 | m Toker | | | | | | | 1 | | 1 | | | 3 | | | | | | | | |
| | 13 | D | Walton | | | | | | | | | 92 | J Goodridge | | | | | | | 1 | 1 | 1 | | | 5 | | | | | | | | |
| | 55 | P | Wise (5) | | | | | | | | | | | | | | | | | | | | | | | | | | | | | | |
| Time Outs | | | | | | 1 | Totals | | | | | 3 | 2 | 3 | 3 | 11 | Time Outs | | | | | | 1 | Totals | | | | | 6 | 2 | 5 | 2 | 15 |

Officials Report

Scorers
 1st Team Yes No
 2nd Team Yes No

Time Clock
 Yes No

Green Card
 Yes No

Yellow Card
 Yes No

Red Card
 Yes No

Correct Starting Time
 Yes No

Correct Uniforms
 1st Team Yes No
 2nd Team Yes No

Comments

Coaches' Voting
 Most Valuable Player (Senior & U17 Grades Only)

1. Name Club No.
 2. Name Club No.
 3. Name Club No.
 (Both Coaches to sign)
 Name Club
 Signature

Won by Burnside Umpires/Referees Score 15 to 18

Signified Correct... Signature [Signature] Name Milann... Club W-T-L-C

1st Named Team [Signature] Signature [Signature] Name B. Edwards Club B.T.V.

2nd Named Team [Signature] Signature _____ Name _____ Club _____



1st Named Team STURT

2nd Named Team BRIGHTON

| LSA No. | No. | Initials | Surname (In Alphabetical Order) | Penal | Assist | Goals | | | | Total | LSA No. | No. | Initials | Surname (In Alphabetical Order) | Penal | Assist | Goals | | | | Total | | | | | | | | |
|---------|---------------|----------|---------------------------------|-------|--------|-------|---|---|---|-------|---------|-----|----------|---------------------------------|-------|--------|-----------|-----|---|---------------|-------|--|--|--|---|---|---|---|----|
| | | | | | | 1 | 2 | 3 | 4 | | | | | | | | 1 | 2 | 3 | 4 | | | | | | | | | |
| | 3 | A | STONE | | | 1 | | | | 1 | | 8 | C | ADAMS | 11 | 11111 | 1 | 1 | 1 | 1 | 15 | | | | | | | | |
| | 56 | J | REA | 2 | | | | | | | | 16 | M | COLE | | | | 111 | | | 3 | | | | | | | | |
| | 35 | S | THAINE | | | | | | | | | 4 | T | ELLISS | | | | | | | 1 | | | | | | | | |
| | 75 | B | McFALANE | | | | | | | | | 10 | S | LAMBERT | 1 | | | | | | | | | | | | | | |
| | 18 | L | HOLLAND | 1 | | | | | 1 | 1 | | 9 | B | LEE | | | | | | | | | | | | | | | |
| | 53 | M | CAPROTTI | | | | | | | | | 2 | T | LEE | | | | | | | | | | | | | | | |
| | 32 | N | TUCK | | | | | | 1 | 1 | | 7 | C | LINDNER | | | | | | | | | | | | | | | |
| | 5 | P | FORBES | | | | | | | | | 1 | C | O'BRIEN | | | | | 1 | | | | | | 1 | | | | |
| | 33 | J | COFFERS | | | | | | | | | 14 | L | PRIDHAM | 1 | | | 1 | 1 | 1 | | | | | 4 | | | | |
| | 41 | T | FALLOON | 1 | | | | | 1 | 1 | | 13 | G | REVELL | | | | | | | | | | | | | | | |
| | 19 | S | GREGSON | 111 | | | | | | | | 17 | D | SHINNICK | 11 | | | | | | | | | | 2 | | | | |
| | 42 | T | FUXFORD | | | | | | | | | 5 | T | STEWART | 1 | | | 1 | 1 | 1 | | | | | 3 | | | | |
| | | | | | | | | | | | | 3 | B | STUART | | | | 1 | | 1 | | | | | 3 | | | | |
| | | | | | | | | | | | | 19 | C | TERRY | | | | | 1 | 1 | 1 | | | | 3 | | | | |
| | | | | | | | | | | | | 6 | D | TERRY | | | | | 1 | | | | | | 2 | | | | |
| | Totals | | | | | | 1 | 1 | 0 | 2 | 4 | | | | | | Time Outs | | 1 | Totals | | | | | 9 | 7 | 5 | 4 | 25 |

Officials Report

Scout Report No Yes

Time Check No Yes

Game Card No Yes

Yellow Card No Yes

Red Card No Yes

Correct Starting Time No Yes

Correct Uniforms No Yes

Comments

Captain's Writing

Player's Writing

Won by Brighton

Signified Correct...

1st Named Team K. Falloon

2nd Named Team J. Bartholomew

Umpires/Referees

Signature [Signature]

Signature [Signature]

Signature [Signature]

Score 4 to 25 at 21

Name M HOGAN Club WLL

Name R MALLON Club DRD

Name _____ Club _____

1st Named Team STURT

2nd Named Team Brighton

| LSA No. | No. | Initials | Surname (In Alphabetical Order) | Penal | Assist | Goals | | | | Total | LSA No. | No. | Initials | Surname (In Alphabetical Order) | Penal | Assist | Goals | | | | Total |
|---------|-----|----------|---------------------------------|-------|--------|-------------------------|---|---|---|-------|-----------------------|-----|----------|---------------------------------|-------|--------|-------|---|---|---|-------|
| | | | | | | 1 | 2 | 3 | 4 | | | | | | | | 1 | 2 | 3 | 4 | |
| | 3 | A | STONE | | | | | | 1 | | 8 | C | Adams | 1 | 1 | | 1 | 1 | 1 | 1 | |
| | 56 | J | REA | 2 | | | | | | | 16 | M | Cole | | | | 1 | | | | |
| | 35 | S | THANE | 1 | | | | | | | 4 | T | ELLISS | | | | | | | | |
| | 75 | B | McFARLANE | | | | | | | | 10 | S | Lambert | 1 | | | | | | | |
| | 18 | L | HOLLAND | 1 | | | | | 1 | | 9 | B | Lee | | | | | | | | |
| | 53 | M | CAPRIOTTI | | | | | | | | 2 | T | Lee | | | | | | | | |
| | 32 | N | TUCK | | | | | | 1 | | 7 | C | Lindner | | | | | | | | |
| | 5 | P | FORBES | | | | | | | | 1 | C | O'Brien | | | | | | | | |
| | 33 | J | COFFERS | | | | | | | | 14 | L | Pridham | 1 | | | | 1 | 1 | | |
| | 41 | T | FALCON | 1 | 1 | | | | 1 | | 13 | G | Revell | | | | | | | | |
| | 19 | S | GREYSON | 1 | | | | | | | 17 | D | Shinnick | 1 | | | | 1 | 1 | | |
| | 42 | T | TUXFORD | | | | | | | | 5 | T | Stewart | 1 | | | | 1 | 1 | | |
| | | | | | | | | | | | 3 | B | Stewart | | | | | 1 | 1 | | |
| | | | | | | | | | | | 19 | C | Terry | | | | | 1 | 1 | | |
| | | | | | | | | | | | 6 | D | Terry | | | | | 1 | 1 | | |
| | | | | | | Totals 1 1 0 2 4 | | | | | Totals 9 7 5 4 | | | | | | | | | | |

Officials Report

Secretary: Yes No

Time Clock: Yes No

Green Card: Yes No

Yellow Card: Yes No

Red Card: Yes No

Correct Starting Time: Yes No

Correct Umpiring: Yes No

Comments:

Discipline: Yes No

Score: 25 to 4

Won by Brighton

Signified Correct...

1st Named Team J Faloon

2nd Named Team J Bartholomew

Umpires/Referees

Signature [Signature]

Signature [Signature]

Signature [Signature]

Score 25 to 4

Name M HOGAN

Name D MOLLISON

Name [Blank]

Club WLC

Club ALFA

Club [Blank]



Report from GLC Club Date 28/5 Round 7 Grade D1 Mens/Womens

1st Named Team Nth Adelaide 2nd Named Team Glenelg

| LSA No. | No. | Initials | Surname (In Alphabetical Order) | Penal | Assist | Goals | | | | Total | LSA No. | No. | Initials | Surname (In Alphabetical Order) | Penal | Assist | Goals | | | | Total | | | | | | | | |
|-----------|-----|----------|---------------------------------|-------|--------|---------------|---|---|---|----------|----------|-----------|----------|---------------------------------|-------|--------|-------|---|---|---|---------------|--|--|--|----------|----------|----------|----------|-----------|
| | | | | | | 1 | 2 | 3 | 4 | | | | | | | | 1 | 2 | 3 | 4 | | | | | | | | | |
| | 28 | J | ACKENS | | | | | | | | | 8 | Ke | Alford | | | | | | | 12 | | | | | | | | |
| | 18 | B | CHARLES | | | | | | | | | 5 | Ry | Alford | | | | | | | | | | | | | | | |
| | 31 | J | CHARLES | | | | | | | | | 4 | T | Bartlett | | | | | | | 2 | | | | | | | | |
| | 32 | J | COX | | | | | | | | | 9 | S | Dinning (5) | | | | | | | 1 | | | | | | | | |
| | 21 | D | ORNIC | | | | | | | | | 10 | J | Killen | | | | | | | 2 | | | | | | | | |
| | 72 | T | GRAY | | | | | | | | | 15 | M | Kolm | | | | | | | 1 | | | | | | | | |
| | 6 | M | KLANITZER | | | | | | | | | 12 | N | Kuratzoulis | | | | | | | | | | | | | | | |
| | 33 | A | LEFIK | | | | | | | | | 3 | J | Searle | | | | | | | | | | | | | | | |
| | 37 | C | MAYMAN | | | | | | | | | 17 | A | Semmler (1) | | | | | | | 4 | | | | | | | | |
| | 30 | S | MAYMAN | | | | | | | | | 1 | S | Smith | | | | | | | | | | | | | | | |
| | 5 | J | MORRIS | | | | | | | | | 14 | N | Southwell | | | | | | | 4 | | | | | | | | |
| | 15 | T | MORRIS | | | | | | | | | 16 | C | Stevens (2) | | | | | | | | | | | | | | | |
| | 14 | D | ROBERTSON | | | | | | | | | 7 | N | Went (3) | | | | | | | | | | | | | | | |
| | 10 | D | THORPE | | | | | | | | | 13 | C | White (4) | | | | | | | 1 | | | | | | | | |
| | 19 | A | SEWELL | | | | | | | | | 2 | P | White - | | | | | | | 3 | | | | | | | | |
| | | | | | | Totals | | | | 3 | 0 | 2 | 0 | 5 | | | | | | | Totals | | | | 2 | 6 | 6 | 4 | 18 |
| Time Outs | | | | | | | | | | | | Time Outs | | | | | | 1 | | | | | | | | | | | |

Officials Report

Scorers
 1st Team Yes No
 2nd Team Yes No

Time Clock
 Yes No

Green Card
 Yes No

Yellow Card
 Yes No

Red Card
 Yes No

Correct Starting Time
 Yes No

Correct Uniforms
 1st Team Yes No
 2nd Team Yes No

Comments

Coaches' Voting
 Most Valuable Player (Senior & U17 Grades Only)

1. Name.....
 Club GLC No. 17

2. Name.....
 Club NALC No. 32

3. Name.....
 Club GLC No. 16

(Both Coaches to sign)

Name..... Club.....
 Signature.....
 Name..... Club.....
 Signature.....

Won by Glenelg
 Signified Correct...
 1st Named Team Nth Adelaide
 2nd Named Team Glenelg

Umpires/Referees
 Signature [Signature]
 Signature [Signature]
 Signature _____

Score 5 to 18
 Name [Signature] Club GLC
 Name Rob Porter Club WCC
 Name _____ Club _____

1st Named Team NORTH ADELAIDE 2nd Named Team GLENELG BLACK HAWKS

| LSA No. | No. | Initials | Surname (In Alphabetical Order) | Penal | Assist | Goals | | | | Total | LSA No. | No. | Initials | Surname (In Alphabetical Order) | Penal | Assist | Goals | | | | Total | | | |
|-----------|-----|----------|---------------------------------|-------|--------|--------|---|---|---|-----------|---------|-----|------------|---------------------------------|-------|--------|--------|---|---|---|-------|---|---|----|
| | | | | | | 1 | 2 | 3 | 4 | | | | | | | | 1 | 2 | 3 | 4 | | | | |
| | 28 | J | ACKERS | c | | | | | | | 8 | Re | ALFORD | | " | | | | | | 1/2 | | | |
| (4) | 18 | B | CHARLES | " | | | " | | 2 | | 5 | Ry | ALFORD | | | | | | | | | | | |
| | 31 | J | CHARLES | | | | | | | | 4 | T | BARTLETT | | | | | | | | 2 | | | |
| (1) | 32 | J | COX | | | | | | | | 9 | S | DINNING | " | | | | | | | | | | |
| | 21 | D | DRINIC | | | | | | | | 10 | J | KILLEN | | | | | | | | 2 | | | |
| (5) | 72 | T | GRAY | | | | | | | | 15 | M | KOLLEN | | | | | | | | 1 | | | |
| | 6 | M | KLAWITTER | PC | | | | | | | 12 | N | KYRATZOLIS | " | | | | | | | | | | |
| (3) | 33 | A | LEFIK | " | | | | | | | 3 | J | SEAPLE | " | " | " | " | " | " | " | 4/3 | | | |
| | 37 | C | MAYMAN | | | | | | | | 17 | A | SEMMER | c | | | | | | | | | | |
| | 30 | S | MAYMAN | | | | | | | | 1 | S | SMITH | | | | | | | | | | | |
| | 8 | J | MORRIS | " | | | | | 1 | | 14 | N | SOUTHWELL | | | | | | | | | | | |
| | 15 | T | MORRIS | " | | | | | | | 16 | C | STEVENS | | " | | " | " | " | " | 4/2 | | | |
| | 4 | D | ROBERTSON | " | | | | | 1 | | 7 | N | WENT | c | " | | | | | | | | | |
| (2) | 10 | D | THORPE | " | | | | | 1 | | 13 | C | WHITE | " | " | | | | | | 1/2 | | | |
| | 19 | A | SEWELL | " | | | | | | | 2 | P | WHITE | | " | | " | " | " | " | 3/2 | | | |
| | | | | | | Totals | | | | 30 | | | | | | | Totals | | | | 26 | 6 | 4 | 18 |
| Time Outs | | | | | | | | | | Time Outs | | | | | | | | | | | | | | |

Won by GLENELG BLACK HAWKS Umpires/Referees Score 18 to 5
 Signified Correct... Signature [Signature] Name JR TOOGOOD Club GLC
 1st Named Team [Signature] Signature [Signature] Name ROB PETER Club WCC
 2nd Named Team [Signature] Signature _____ Name _____ Club _____

Officials Report

Corrected
 1st Team
 2nd Team
 Name Clock
 Green Card
 Yellow Card
 Red Card
 Correct Starting Time
 Correct Line/Score
 Comments
 Corrected Missing
 Name
 Club
 Position
 Signature



Report from ST. 2T
GLENELG

Club Date 4/6/1 Round ST. 2T

Grade DIV 1 Mens Womens

| 1st Named Team | | | | | | | | | | | | 2nd Named Team | | | | | | | | | | | |
|-------------------|-----|----------|---------------------------------|-------|--------|-------|---|---|---|------------------|---------|----------------|----------|---------------------------------|-------|--------|-------|---|---|---|-------|--|--|
| LSA No. | No. | Initials | Surname (In Alphabetical Order) | Penal | Assist | Goals | | | | Total | LSA No. | No. | Initials | Surname (In Alphabetical Order) | Penal | Assist | Goals | | | | Total | | |
| | | | | | | 1 | 2 | 3 | 4 | | | | | | | | 1 | 2 | 3 | 4 | | | |
| | 6 | R | Alford | | 1 | | | | 1 | | | 3 | A | STONE | | | | | | | 3 | | |
| | S | Ry | Alford | | | | | | 1 | | | 42 | T | TUXFORD | | | | | | | | | |
| | 9 | M | Bartlett | 1 | | | | | 3 | | | 35 | S | THANE | | | | | | | | | |
| | 4 | T | Bartlett | | | | | | 4 | | | 36 | J | REA | | | | | | | | | |
| | 1 | S | Dinning | | | | | | 3 | | | 22 | L | HOLLAND | | | | | | | 2 | | |
| | 10 | J | Killer | 1 | | | | | 3 | | | 75 | B | MCFARLANE | | | | | | | | | |
| | 12 | N | Kyrotzoulis | | | | | | | | | 32 | N | FUCK | | | | | | | | | |
| | 15 | M | Kolen | | | | | | 1 | | | 41 | T | FALCON | | | | | | | 1 | | |
| | 3 | J | Searle | | | | | | 5 | | | 29 | D | Blay | | | | | | | | | |
| | 17 | A | Sender | | | | | | 5 | | | 53 | M | Caprilotto | | | | | | | | | |
| | 14 | N | Southwell | | | | | | 5 | | | | | | | | | | | | | | |
| | 16 | C | Stevens | | | | | | | | | | | | | | | | | | | | |
| | 18 | D | Stevens | | | | | | | | | | | | | | | | | | | | |
| | 7 | N | Went | 1 | | | | | 1 | | | | | | | | | | | | | | |
| | 2 | P | White | | 1 | | | | | | | | | | | | | | | | | | |
| Totals 6 7 6 6 25 | | | | | | | | | | Totals 1 1 2 3 6 | | | | | | | | | | | | | |

Officials Report

Scorers
1st Team Yes No
2nd Team Yes No

Time Clock
Yes No

Green Card
Yes No

Yellow Card
Yes No

Red Card
Yes No

Correct Starting Time
Yes No

Correct Uniforms
1st Team Yes No
2nd Team Yes No

Comments

Coaches Voting
Most Valuable Player
(Senior & U17 Grades Only)

1. Name Club No

2. Name Club No

3. Name Club No

(Both Coaches to sign)
Name Club

Signature

Name Club

Signature

Won by Glenelg
Signified Correct...
1st Named Team USA
2nd Named Team Keppahion

Umpires/Referees
Signature [Signature] Name R. Mollison Club SRA
Signature [Signature] Name [Signature] Club UM

1st Named Team ETP 2nd Named Team Burnside

| LSA No. | No. | Initials | Surname (In Alphabetical Order) | Penal | Assist | Goals | | | | Total | LSA No. | No. | Initials | Surname (In Alphabetical Order) | Penal | Assist | Goals | | | | Total | | |
|-----------|-----|----------|---------------------------------|-------|--------|-------------------------|---|---|---|-------|---------|-----------|---------------------|---------------------------------|-------|--------|-------|--------------------------|---|---|-------|--|--|
| | | | | | | 1 | 2 | 3 | 4 | | | | | | | | 1 | 2 | 3 | 4 | | | |
| | 25 | M | DENOTTER | | | | | | | | 63 | J | Audrey | | | | | | | | | | |
| | 27 | S | GILL | | | | 1 | 1 | 3 | | 5 | AS | Brown | | | | | | | | | | |
| | 33 | P | GRAY | | | | | | | | 54 | A | Carr | | | | | | | | | | |
| | 17 | D | HARRISON | | | | | | | | 51 | B | Wall | | | | | | | | | | |
| | 35 | A | LANG | | | | | 1 | 1 | | 60 | B | Jacobson | | | | | | | | | | |
| | 28 | C | LINDNER | | | | | | | | 72 | D | Kildery | | | | | | | | | | |
| | 2 | T | LINDNER | | 1 | | | 1 | 1 | | 44 | W | Litchfield | | | | | | | | | | |
| | 34 | B | Magnus | | | | | | | | 24 | R | Martin | | | | | | | | | | |
| | 30 | A | nara Fiotti | | | | | | | | 18 | N | Moulou | | | | | | | | | | |
| | 32 | M | SMITH | | | | | 1 | 3 | | 57 | D | Otto | | | | | | | | | | |
| | 40 | T | ROSS | | | | | | | | 59 | C | Simon | | | | | | | | | | |
| | 23 | D | Platt | | | | | | | | 56 | M | Tucker | | | | | | | | | | |
| | | | J. ... | | | | | | | | | | 4 T. ... | | | | | | | | | | |
| Time Outs | | | | | | Totals 1 1 3 3 8 | | | | | | Time Outs | | | | | | Totals 4 3 2 1 10 | | | | | |

Won by BURNSIDE Score 8 to 10
 Signified Correct... R. Wigh Name Law Club
 1st Named Team ETP Signature [Signature] Name B. Edwards Club Burn
 2nd Named Team Burnside Signature [Signature] Name Club

Officials Report

Scorers
 1st Team: No. No. No.
 2nd Team: No. No. No.

Time Clock
 Yes No

Green Card
 No. No.

Yellow Card
 No. No.

Red Card
 No. No.

Correct Starting Time
 Yes No

Correct End Time
 Yes No

Comments

Coaches (Must Sign Below Player Name & Grade Only)

1st Team: Name of Coach Club
 2nd Team: Name of Coach Club

1st Named Team E.T.P.

2nd Named Team Burnside

| LSA No. | No. | Initials | Surname (In Alphabetical Order) | Penal | Assist | Goals | | | | Total | LSA No. | No. | Initials | Surname (In Alphabetical Order) | Penal | Assist | Goals | | | | Total |
|-----------|-----|----------|---------------------------------|-------|--------|-----------|---|---|---|-------|-----------|-----|--------------|---------------------------------|-------|--------|------------|---|---|---|-------|
| | | | | | | 1 | 2 | 3 | 4 | | | | | | | | 1 | 2 | 3 | 4 | |
| | 15 | M | Denotter | | | | | | | | 63 | J | Andres | | | | | | | | |
| | 27 | J | Gill | | | | 1 | 1 | 3 | | 5 | OS | Brown (5) | | | | | 1 | | | 1 |
| | 33 | P | Gray | | 1 | | | | | | 54 | A | Carr | | | | | | | | |
| | 17 | B | Harrison | | | | | | | | 65 | T | Graham | | | | | | | | |
| | 35 | A | Lang | T | | | 1 | | 1 | 51 | B | R | Hoff | | | | | | | 1 | 1 |
| | 28 | C | Lindner | | | | | | | | 60 | R | Jacobson (3) | | | | | | | | |
| | 2 | T | Lindner | | | | 1 | | 1 | | 72 | D | Kibbeny | | 1 | 1 | | | | | 2 |
| | 34 | B | Magnus | | | | | | | | 46 | W | Litchfield | | | | | | | | |
| | 32 | M | Smith | | | 1 | 1 | | 3 | | 26 | B | Martin (2) | | | | | 1 | | | 1 |
| | 40 | T | ROSS | | | | | | | | 18 | N | Muxlow (1) | | 1 | 1 | | | | | 1 |
| | 23 | D | Platt | 1 | | | | | | | 57 | D | otto | | | | | | | | |
| | | J | McGee | | | | | | | | 59 | C | Siming | | | | | | | | |
| | 30 | A | Marekalle | T | | | | | | | 58 | M | Tecker | | 1 | | | 1 | | | 1 |
| | | | | | | | | | | | 4 | T | Watts (4) | T | 1 | 1 | 1 | | | | 3 |
| Time Outs | | | | | | Totals | | | | | Time Outs | | | | | | Totals | | | | |
| | | | | | | 1 1 3 3 8 | | | | | | | | | | | 4 3 2 1 10 | | | | |

Officials Report

Referee: No. 1 No. 2 No. 3
 Time Clock: No. 1 No. 2
 Green Card: No. 1 No. 2
 Yellow Card: No. 1 No. 2
 Red Card: No. 1 No. 2
 Correct Starting Time: No. 1 No. 2
 Correct Unopposed: No. 1 No. 2
 Comments:

Competition Voting
 Most Valuable Player: No. 1 No. 2
 Most Improved Player: No. 1 No. 2
 Best Goalkeeper: No. 1 No. 2
 Best Defender: No. 1 No. 2
 Best Forward: No. 1 No. 2
 Best Player: No. 1 No. 2
 Best Team: No. 1 No. 2
 Name: Club: Signature:

Won by Burnside Score 10 to 8
 Signified Correct... Name Robin Club _____
 1st Named Team R. V. L. Signature _____ Name B. Edwards Club Bsn
 2nd Named Team J. D. A. Signature _____ Name _____ Club _____

1st Named Team WOODVILLE

2nd Named Team Adelaide Uni

| LSA No. | No. | Initials | Surname (In Alphabetical Order) | Penal | Assist | Goals | | | | Total | LSA No. | No. | Initials | Surname (In Alphabetical Order) | Penal | Assist | Goals | | | | Total | | | | | | | | | | | | | | | |
|---------------|-----|----------|---------------------------------|-------|--------|---------------|---|---|---|-------|---------|-----|----------|---------------------------------|-------|--------|-------|---|---|---|-------|---------------|--|--|--|--|---|---|---|---|----|--|--|--|--|--|
| | | | | | | 1 | 2 | 3 | 4 | | | | | | | | 1 | 2 | 3 | 4 | | | | | | | | | | | | | | | | |
| | 7 | H | DAVIDSON | | | | | | | | - | 14 | R | BAILEY | | | | | | | | | | | | | | | | | | | | | | |
| 14 | 8 | M | ELLIS (4) | T | 1 | | | 1 | 1 | | | 3 | D | BURFORD | | | | | | | | | | | | | | | | | | | | | | |
| | 14 | D | HODGKINSON | | | | | | | | | 17 | A | COOPER | T | F | | 1 | | 1 | 1 | | | | | | | | | | | | | | | |
| | 2 | A | HUNT | T | | | | | | | | 8 | A | CROKER | T | | | | | | | | | | | | | | | | | | | | | |
| | 6 | T | HARRIS (2) | | | | | | | | | 16 | H | GRAHAM | | | | | | | | | | | | | | | | | | | | | | |
| | 12 | A | LEWIN (5) | | | | | | | | | 23 | M | KENETICK | | | | | | | | | | | | | | | | | | | | | | |
| | 3 | L | OSWALD (1) | | | | | | | | | 11 | J | KOVAT | | | | | | | | | | | | | | | | | | | | | | |
| | 11 | G | PULL | T | | | | | | | | 4 | O | KOVAT | | | | 1 | | | | | | | | | | | | | | | | | | |
| | 4 | M | RYAN (3) | | | | | | 3 | | | 2 | N | MOON | T | | | | | | | | | | | | | | | | | | | | | |
| | | R | WALLS | | | | | | | | | 10 | R | O'CONNOR | | | | | | | | | | | | | | | | | | | | | | |
| | | T | WARREN | | | | | | | | | 7 | J | O'GRADY | | | | | | | | | | | | | | | | | | | | | | |
| | 9 | J | WOOD | | | | 1 | | | | | 15 | J | ROLAND | T | | | 1 | | 1 | | | | | | | | | | | | | | | | |
| | 5 | M | HOGAN | | | | | | | | | 6 | S | PHILLIPS | T | 1 | | 1 | | 1 | 1 | | | | | | | | | | | | | | | |
| | 10 | C | MOFO | | | | | 1 | | | | 13 | D | WALTON | T | | | | | | | | | | | | | | | | | | | | | |
| | 13 | G | WOOD | T | | | | | | | | 55 | P | WISE | | | | | | | | | | | | | | | | | | | | | | |
| | | | | | | Totals | | | | | 1 | 1 | 1 | 2 | 5 | | | | | | | Totals | | | | | 4 | 0 | 4 | 2 | 10 | | | | | |

Officials Report

Score: _____ to _____

Time Check: Yes No

Green Card: Yes No

Yellow Card: Yes No

Red Card: Yes No

Control Starting Time: Yes No

Correct Uniform: Yes No

Comments: _____

Covered Mouth: Yes No

White Jersey: Yes No

Dark Jersey: Yes No

Dark Shorts: Yes No

Dark Socks: Yes No

Dark Shoes: Yes No

Dark Cap: Yes No

Dark Goggles: Yes No

Dark Knee Pads: Yes No

Dark Elbow Pads: Yes No

Dark Ankle Pads: Yes No

Dark Shin Guards: Yes No

Dark Mouth Guard: Yes No

Dark Eye Protection: Yes No

Dark Headgear: Yes No

Dark Cleats: Yes No

Dark Socks: Yes No

Dark Shoes: Yes No

Dark Cap: Yes No

Dark Goggles: Yes No

Dark Knee Pads: Yes No

Dark Elbow Pads: Yes No

Dark Ankle Pads: Yes No

Dark Shin Guards: Yes No

Dark Mouth Guard: Yes No

Dark Eye Protection: Yes No

Dark Headgear: Yes No

Dark Cleats: Yes No

Signature: _____

Won by Adelaide Uni

Signified Correct...

1st Named Team Woodville

2nd Named Team Adelaide Uni

White Copy to REGISTRAR Blue Copy to CLUB Yellow Copy to UMPIRES/REFEREES

Umpires/Referees Score 10 to 5

Signature [Signature] Name JR Toogood Club GC

Signature [Signature] Name Rob Porter Club WCC

Signature _____ Name _____ Club _____

1st Named Team Adelaide Uni

2nd Named Team Woodville

| LSA No. | No. | Initials | Surname (In Alphabetical Order) | Penal | Assist | Goals | | | | Total | LSA No. | No. | Initials | Surname (In Alphabetical Order) | Penal | Assist | Goals | | | | Total | | | | | | | | | | | | | | | |
|-------------------------------|--------------|--------------|---------------------------------|-------|--------|-------|---|---|---|-------------------------------|---------|-----|----------------|---------------------------------|-----------|--------|-------|---|---|---|-------|--|--|--|--|--|--|--|--|--|--|--|--|--|--|--|
| | | | | | | 1 | 2 | 3 | 4 | | | | | | | | 1 | 2 | 3 | 4 | | | | | | | | | | | | | | | | |
| | 14 | R | Bailey | | | | | | | | | | 7 H | DAWSON | | | | | | | | | | | | | | | | | | | | | | |
| | 3 | D | Burford | | | | | | | | | | 8 | M | ELLISS | | | | | | | | | | | | | | | | | | | | | |
| | 17 | A | Cooper | | | | | | | | | | 14 | D | HODKINSON | | | | | | | | | | | | | | | | | | | | | |
| | 8 | A | Croker (5) | | | | | | | | | | 2 | A | HUNT | | | | | | | | | | | | | | | | | | | | | |
| | 16 | H | Graham (4) | | | | | | | | | | 6 | J | HARRIS | | | | | | | | | | | | | | | | | | | | | |
| | 23 | M | Kenefick | | | | | | | | | | 12 | A | LEWIS | | | | | | | | | | | | | | | | | | | | | |
| | 11 | J | Lovat (2) | | | | | | | | | | 3 | L | OSWALD | | | | | | | | | | | | | | | | | | | | | |
| | 4 | O | Lovat (1) | | | | | | | | | | 11 | G | PAUNE | | | | | | | | | | | | | | | | | | | | | |
| | 2 | N | Moon | | | | | | | | | | 4 | M | RYAN | | | | | | | | | | | | | | | | | | | | | |
| | 10 | R | O'Connor | | | | | | | | | | R | WALLIS | | | | | | | | | | | | | | | | | | | | | | |
| | 7 | J | O'Grady | | | | | | | | | | J | WALLIS | | | | | | | | | | | | | | | | | | | | | | |
| | 15 | J | Roland | | | | | | | | | | 9 | J | WOOD | | | | | | | | | | | | | | | | | | | | | |
| | 6 | S | Phillips (3) | | | | | | | | | | 5 | M | HOGAN | | | | | | | | | | | | | | | | | | | | | |
| | 13 | D | Walton | | | | | | | | | | 10 | C | MARCO | | | | | | | | | | | | | | | | | | | | | |
| | 55 | P | Wise | | | | | | | | | | 13 | G | WOOD | | | | | | | | | | | | | | | | | | | | | |
| A | | | | | | | | | | R | | | | | | | | | | | | | | | | | | | | | | | | | | |
| Time Outs <u>7</u> - <u>7</u> | | | | | | | | | | Time Outs <u>7</u> - <u>7</u> | | | | | | | | | | | | | | | | | | | | | | | | | | |
| Totals 4 0 4 2 10 | | | | | | | | | | Totals 1 1 1 2 5 | | | | | | | | | | | | | | | | | | | | | | | | | | |

Officials Report

Scorers
 1st Team Yes No
 2nd Team Yes No

Time Clock
 Yes No

Green Card
 Yes No

Yellow Card
 Yes No

Red Card
 Yes No

Correct Starting Time
 Yes No

Correct Uniforms
 1st Team Yes No
 2nd Team Yes No

Comments

Coaches' Voting
 Most Valuable Player (Senior & U17 Grades Only)

1. Name.....
 Club.....No.....

2. Name.....
 Club.....No.....

3. Name.....
 Club.....No.....

(Both Coaches to sign)
 Name.....Club.....
 Signature.....
 Name.....Club.....
 Signature.....

Won by Adelaide Uni Umpires/Referees _____ Score 10 to 5

Signified Correct... Signature _____ Name Rob Potter Club GLC

1st Named Team Gromey Signature _____ Name Rob Potter Club WLC

2nd Named Team _____ Signature _____ Name _____ Club _____



Report from NORTH ADELAIDE Club Date 4/6/11 Round 8 Grade DIV 1

1st Named Team WEST TORRENS 2nd Named Team NORTH ADELAIDE

| LSA No. | No. | Initials | Surname (In Alphabetical Order) | Penal | Assist | Goals | | | | Total | LSA No. | No. | Initials | Surname (In Alphabetical Order) | Penal | Assist | Goals | | | | Total | |
|---------|-----|----------|---------------------------------|-------|--------|-------|---|---|---|-------|---------|-----|----------|---------------------------------|-------|--------|-------|---|---|---|-------|---|
| | | | | | | 1 | 2 | 3 | 4 | | | | | | | | 1 | 2 | 3 | 4 | | |
| | 27 | B | STARK | | | | | | | | | 28 | J | ACKERS | | | | | | | | |
| | 8 | C | SHEPARD | | | | | | | | | 18 | B | CHARLES (5) | | | | | | | | 2 |
| | 3 | D | LOUHAN | | | | | | | | | 31 | J | CHARLES | | | | | | | | |
| | 34 | L | RAY | | | | | | | | | 32 | J | COX (1) | | | | | | | | |
| | 19 | M | MULHALL | | | | | | | | | 21 | D | DRUNIC | | | | | | | | |
| | 10 | M | LARWOOD | | | | | | | | | 72 | T | GRAY | | | | | | | | |
| | 6 | M | YALLOP | | | | | | | | | 6 | M | KLAWITTER | | | | | | | | |
| | 14 | P | MUNDY | | | | | | | | | 33 | A | LEFIK | | | | | | | | |
| | 39 | S | BENNETT | | | | | | | | | 37 | C | MAYMAN | | | | | | | | |
| | 41 | S | HORTON | | | | | | | | | 30 | S | MAYMAN (2) | | | | | | | | |
| | 4 | W | LITTLE | | | | | | | | | 8 | J | MOBELS | | | | | | | | 2 |
| | 22 | S | HARLEY | | | | | | | 5 | | 14 | D | ROBERTSON (3) | | | | | | | | 5 |
| | 36 | T | MCDONALD | | | | | | | 2 | | 19 | A | SEWELL | | | | | | | | |
| | 37 | J | RETALLICK | | | | | | | | | 9 | H | SWAIN (4) | | | | | | | | 1 |
| | 25 | M | ELLIOTT | | | | | | | | | 10 | D | THORPE | | | | | | | | 1 |

Time Outs Totals 5 | 1 | 4 | 11 Time Outs Totals 1 | 3 | 3 | 4 | 11

Won by DRAW
 Signified Correct...
 1st Named Team
 2nd Named Team

Umpires/Referees
 Signature *S. Retallick*
 Signature *J. Pulvison*
 Signature _____

Score 11 to 11
 Name S. RETALLICK Club _____
 Name J. Pulvison Club _____
 Name _____ Club _____

Officials Report

Spectator: [] Yes [] No
 Referee: [] Yes [] No
 Umpire: [] Yes [] No

Time Clock: [] Yes [] No
 Umpire: [] Yes [] No

Green Card: [] Yes [] No
 Umpire: [] Yes [] No

Yellow Card: [] Yes [] No
 Umpire: [] Yes [] No

Red Card: [] Yes [] No
 Umpire: [] Yes [] No

Correct Starting Time: [] Yes [] No
 Umpire: [] Yes [] No

Correct End Time: [] Yes [] No
 Umpire: [] Yes [] No

Comments:

Coach's Notes: [] Yes [] No
 Umpire: [] Yes [] No
 Referee: [] Yes [] No
 Timekeeper: [] Yes [] No
 Umpire: [] Yes [] No
 Referee: [] Yes [] No
 Scorekeeper: [] Yes [] No
 Umpire: [] Yes [] No
 Referee: [] Yes [] No
 Timekeeper: [] Yes [] No
 Umpire: [] Yes [] No
 Referee: [] Yes [] No

1st Named Team

West TOTTENS

2nd Named Team

NORTH ADELAIDE

| LSA No. | No. | Initials | Surname (In Alphabetical Order) | Penal | Assist | Goals | | | | Total | LSA No. | No. | Initials | Surname (In Alphabetical Order) | Penal | Assist | Goals | | | | Total |
|---|-----|----------|---------------------------------|-------|--------|-------|---|---|---|---|---------|-----|-----------|---------------------------------|-------|--------|-------|---|---|----|-------|
| | | | | | | 1 | 2 | 3 | 4 | | | | | | | | 1 | 2 | 3 | 4 | |
| | 27 | B | STARK | 11 | | | | | | | 27 | B | STARK | | | | | | | | |
| | 8 | C | SHEPARD | 1 | | | | | | | 8 | C | SHEPARD | | | | | | | | |
| | 3 | D | LOMMAN | | | | | | 1 | | 3 | D | LOM | | | | | | | | |
| | 34 | L | RAY | | | | | | | | 28 | J | ACKERS | 1 | | | | | | | |
| | 19 | M | MURPHY | | | | | | | | 18 | B | CHARLES | 1 | | | | | | | 2 |
| | 10 | M | LAWWOOD | 111 | | | | | | | 31 | J | CHARLES | | | | | | | | |
| | 6 | M | YALLOP | | | | | | | | 32 | J | COX | | | | | | | | |
| | 14 | P | MUNBY | | | | | | | | 24 | D | DRUMIC | 1 | | | | | | | |
| | 39 | S | BONNETT | | | | | | | | 72 | T | GRAY | | | | | | | | |
| | 41 | S | HORTON | | | | | | 1 | | 6 | M | KLAMTNER | | | | | | | | |
| | 4 | W | LITTLE | | | | | | 1 | | 33 | A | LEFK | 1 | | | | | | | |
| | 22 | S | HARLEY | | | 111 | | | 5 | | 37 | C | MAYMAN | 1 | | | | | | | |
| | 36 | T | MCDONALD | | | | | | 2 | | 30 | S | MAYMAN | 2 | | | | | | | |
| | 35 | J | RETAILICK | | | | | | 1 | | 8 | J | MORRIS | 1 | | | | | | 11 | 2 |
| | 25 | M | ELLIOTT | | | | | | | | 14 | D | ROBERTSON | | | | | | | 11 | 5 |
| | | | | | | | | | | | 19 | A | SCHELL | | | | | | | | |
| | | | | | | | | | | | 9 | H | SWAIN | | | | | | | | |
| | | | | | | | | | | | 10 | D | THORPE | | | | | | | | |
| Time Outs <u>1</u> / <u>1</u> / <u>1</u> / <u>1</u> | | | | | | | | | | Time Outs <u>1</u> / <u>1</u> / <u>1</u> / <u>1</u> | | | | | | | | | | | |
| Totals 5 | | | | | | | | | | Totals 13 | | | | | | | | | | | |
| Goals 1 1 4 11 | | | | | | | | | | Goals 3 3 4 11 | | | | | | | | | | | |

Officials Report

Scorers
 1st Team Yes No
 2nd Team Yes No

Time Clock
 Yes No

Green Card
 Yes No

Yellow Card
 Yes No

Red Card
 Yes No

Correct Starting Time
 Yes No

Correct Uniforms
 1st Team Yes No
 2nd Team Yes No

Comments

Coaches' Voting
 Most Valuable Player (Senior & U17 Grades Only)
 1. Name J Cox
 Club NALC No. 32
 2. Name Shirley
 Club WALC No. 22
 3. Name H Swain
 Club NA No. 7
 (Both Coaches to sign)
 Name L R Club MA
 Signature [Signature]
 Name M L Club WALC
 Signature [Signature]

Won by DRAW
 Signified Correct...
 1st Named Team
 2nd Named Team

Umpires/Referees
 Signature [Signature] Name S. RETAILICK Club
 Signature [Signature] Name [Signature] Club
 Signature [Signature] Name [Signature] Club

1st Named Team BRIGHTON

2nd Named Team BYE

| LSA No. | No. | Initials | Surname (In Alphabetical Order) | Penal | Assist | Goals | | | | Total | LSA No. | No. | Initials | Surname (In Alphabetical Order) | Penal | Assist | Goals | | | | Total | |
|-----------|-----|----------|---------------------------------|---------------|--------|-------|---|---|---|-------|---------|---------------|----------|---------------------------------|-------|--------|-------|---|---|---|-------|--|
| | | | | | | 1 | 2 | 3 | 4 | | | | | | | | 1 | 2 | 3 | 4 | | |
| | | C | ADAMS | | | | | | | | | | | | | | | | | | | |
| | | M | COLE | | | | | | | | | | | | | | | | | | | |
| | | T | ELLISS | | | | | | | | | | | | | | | | | | | |
| | | B | LEE | | | | | | | | | | | | | | | | | | | |
| | | T | LEE | | | | | | | | | | | | | | | | | | | |
| | | C | LINDNER | | | | | | | | | | | | | | | | | | | |
| | | C | O'BRIEN | | | | | | | | | | | | | | | | | | | |
| | | G | REVELL | | | | | | | | | | | | | | | | | | | |
| | | D | SHINNICK | | | | | | | | | | | | | | | | | | | |
| | | T | STEWART | | | | | | | | | | | | | | | | | | | |
| | | B | STUART | | | | | | | | | | | | | | | | | | | |
| | | C | TERRY | | | | | | | | | | | | | | | | | | | |
| | | D | TERRY | | | | | | | | | | | | | | | | | | | |
| | | | | Totals | | | | | | | | | | | | | | | | | | |
| Time Outs | | | | | | | | | | | | Totals | | | | | | | | | | |

BYE

Officials Report

Scorers
1st Team: Yes No
2nd Team: Yes No

Time Check
Yes No

Green Card
Yes No

Yellow Card
Yes No

Red Card
Yes No

Correct Sporting Time
Yes No

Correct Referee
1st Team: Yes No
2nd Team: Yes No

Comments

Catches/ Voting
Ball Kicked: Yes No
Catches: Yes No
Voting: Yes No

Won by _____

Signified Correct... _____

1st Named Team _____

2nd Named Team _____

White Copy to REGISTRAR Blue Copy to CLUB Yellow Copy to UMPIRES/REFEREES

Umpires/Referees

Signature _____ Name _____ Club _____

Signature _____ Name _____ Club _____

Signature _____ Name _____ Club _____

Score _____ to _____



1st Named Team WEST TORRENS

 2nd Named Team START

| LSA No. | No. | Initials | Surname (In Alphabetical Order) | Penal | Assist | Goals | | | | Total | LSA No. | No. | Initials | Surname (In Alphabetical Order) | Penal | Assist | Goals | | | | Total | | | | | | | | | | | |
|---------|-----|----------|---------------------------------|-------|--------|--------|---|---|---|-------|---------|-----|----------|---------------------------------|-------|--------|-------|---|----|-----------|-------|--|--------|---|---|---|---|----|--|--|--|--|
| | | | | | | 1 | 2 | 3 | 4 | | | | | | | | 1 | 2 | 3 | 4 | | | | | | | | | | | | |
| | 4 | W | Little | | 11 | 1 | 1 | 1 | 1 | 4 | | 3 | A | STONE | T | | | | | | | | | | | | | | | | | |
| | 14 | P | Mundy | 11 | | | | | | | | 42 | T | TUXFORD (15) | T | 2 | | | 1 | | | | 4 | | | | | | | | | |
| | 3 | D | LOMMAN | | 1 | | | | | 1 | | 56 | J | REA (5) | 1 | | | | | | | | | | | | | | | | | |
| | 19 | M | Michall | | | | | | | | | 22 | L | HOLLAND | | | | | 1 | | | | 2 | | | | | | | | | |
| | 6 | J | Harley | | 11 | | | | | 1 | | 75 | B | McFARLANE (3) | T | 11 | | | | | | | | | | | | | | | | |
| | 34 | S | Bennett | | | | | | | 1 | | 27 | T | FALLOON (4) | 1 | 11 | | | | | | | | | | | | | | | | |
| | 10 | M | Larwood | T | | | | | | | | 53 | M | CAPRIOTTI (1) | T | | | | | | | | | | | | | | | | | |
| | 32 | L | Ray | T | | | | | | 1 | | 17 | D | MUTTON | 1 | | | | | | | | | | | | | | | | | |
| | 8 | C | Sheppard | T | | 1 | | | | 1 | | 23 | M | BLAIR | | | | | | | | | | | | | | | | | | |
| | 35 | O | Valero | | | | | | | | | 32 | N | TUCK (2) | 1 | | | 1 | 11 | | | | 3 | | | | | | | | | |
| | 27 | M | Yalloo | | | | | | | | | 43 | D | HANSFORD | 11 | | | | | | | | 3 | | | | | | | | | |
| | 36 | J | Retallick | | | | | | | | | 25 | J | LEFFERS | | | | | | | | | | | | | | | | | | |
| | 41 | S | Hort Horton | T | | | | | 1 | 2 | | 18 | S | Thaine | | | | | | | | | | | | | | | | | | |
| | 25 | M | Elliott | | | | | | | 2 | | | | | | | | | | | | | | | | | | | | | | |
| | 17 | T | McDonald | 11 | | | | | | 2 | | | | | | | | | | | | | | | | | | | | | | |
| | | | | | | Totals | | | | 23 | 4 | 3 | 12 | | | | | | | Time Outs | | | Totals | 1 | 4 | 2 | 5 | 12 | | | | |

Won by DRAW
 Signified Correct...
 1st Named Team _____
 2nd Named Team RE FALLON

[Signature]

Umpires/Referees
 Signature _____
 Signature _____
 Signature _____

Score 12 to 12
 Name CAMIN TAPÉ Club N/A
 Name S. RETALLICK Club _____
 Name _____ Club _____

Officials Report

| | | |
|-----------------------|---------|--------------|
| Scorers | Referee | No. of Goals |
| Time Clock | Time | No. of Goals |
| Green Card | Time | No. of Goals |
| Yellow Card | Time | No. of Goals |
| Red Card | Time | No. of Goals |
| Correct Starting Time | Time | No. of Goals |
| Correct Uniforms | Time | No. of Goals |
| Comments | | |
| Supplies Used | | |
| Other Comments | | |

1st Named Team West Torrens

2nd Named Team STURT

| LSA No. | No. | Initials | Surname (In Alphabetical Order) | Penal | Assist | Goals | | | | Total | LSA No. | No. | Initials | Surname (In Alphabetical Order) | Penal | Assist | Goals | | | | Total | |
|--------------------|-----|----------|---------------------------------|-------|--------|-------------------------|---|---|---|-------|---------|--------------------|----------|---------------------------------|-------|--------|--------------------------|---|---|---|-------|---|
| | | | | | | 1 | 2 | 3 | 4 | | | | | | | | 1 | 2 | 3 | 4 | | |
| | 4 | W | LITTLE | | " | " | " | " | " | 4 | | 1 | A | STONE | " | | | | | | | |
| | 14 | P | MUNBY | " | | | | | | 1 | | 2 | TURKEL | " | | | | | | | | 4 |
| | 3 | D | LOMMAN | | | | | | | 1 | | 5 | J | ROA | | | | | | | | 2 |
| | 19 | M | MULHALL | | | | | | | 1 | | 2 | L | MOLLEND | " | | | | | | | |
| | 6 | JAC | MARLEY | | | | | | | 1 | | 7 | B | MCFARLANE | " | | | | | | | |
| | 34 | S | BENNETT | | | | | | | 1 | | 2 | T | FALLOON | " | | | | | | | |
| | 10 | M | LARWOOD | " | | | | | | | | 5 | M | CARRICOTT | " | | | | | | | |
| | 32 | L | RAY | " | | | | | | | | 1 | D | MUTTON | | | | | | | | |
| | 35 | O | VAN DER | | | | | | | 1 | | 2 | M | BURR | | | | | | | | 3 |
| | 8 | C | SHEPARD | " | | | | | | | | 3 | N | TUCK | " | | | | | | | 3 |
| | 27 | M | YALLOP | " | | | | | | | | 2 | J | MANSFORD | " | | | | | | | |
| | 4 | S | HORTON | " | | | | | | 2 | | 2 | J | LEFFERS | | | | | | | | |
| | 36 | J | RETALLICK | | | | | | | | | 2 | S | THAIN | | | | | | | | |
| | 28 | M | ELLOTT | | | | | | | | | | | | | | | | | | | |
| | 17 | T | MCDONALD | " | | | | | | 2 | | | | | | | | | | | | |
| | | | | | | Totals 23 4 3 14 | | | | | | | | | | | Totals 1 4 2 5 12 | | | | | |
| Time Outs <u>1</u> | | | | | | | | | | | | Time Outs <u>1</u> | | | | | | | | | | |

Officials Report

Scorers
1st Team Yes No
2nd Team Yes No

Time Clock
Yes No

Green Card
Yes No

Yellow Card
Yes No

Red Card
Yes No

Correct Starting Time
Yes No

Correct Uniforms
1st Team Yes No
2nd Team Yes No

Comments

Coaches' Voting
Most Valuable Player (Senior & U17 Grades Only)

1. Name.....
Club.....No.....

2. Name.....
Club.....No.....

3. Name.....
Club.....No.....

(Both Coaches to sign)
Name.....Club.....
Signature.....
Name.....Club.....
Signature.....

Won by DRAW Umpires/Referees GAVIN TAFE Score 12 to 12

Signified Correct... Signature KE RETALLICK Name KE RETALLICK Club N/A

1st Named Team Signature KE FALLON Name KE FALLON Club

2nd Named Team Signature KE FALLON Name KE FALLON Club



Report from ETP Club ETP Date 18/6/11 Round 9 Grade Div 1 Mens/Womens

1st Named Team GLENELG

2nd Named Team ETP

| LSA No. | No. | Initials | Surname (In Alphabetical Order) | Penal | Assist | Goals | | | | Total | LSA No. | No. | Initials | Surname (In Alphabetical Order) | Penal | Assist | Goals | | | | Total | |
|---------|-----|----------|---------------------------------|-------|--------|---------------|---|---|---|-------|---------|-----|----------|---------------------------------|-------|--------|---------------|---|---|---|-------|---|
| | | | | | | 1 | 2 | 3 | 4 | | | | | | | | 1 | 2 | 3 | 4 | | |
| | 5 | RE | AIFORD | | | | | | | | | 18 | J | ARTHUR | | | | | | | | |
| | 8 | RY | AIFORD | | | | | | | | | 15 | M | DENOTTER | | | | | | | | |
| | 4 | S | DINNING | | | | | | | | | 23 | R | FARMER | | | | | | | | |
| | 3 | M | CAMPBELL | | | | | | | | | 33 | P | GRAY | | | | | | | | |
| | 11 | A | FITZSIMONS | | | | | | | | | 17 | B | HARRISON | | | | | | | | |
| | 15 | M | KOLEN | | | | | | | | | 35 | A | LANG (1) | | | | | | | | |
| | 12 | N | KYVATZOUSIS | | | | | | | | | 40 | T | LEGGETT | | | | | | | | |
| | 9 | J | SEARL | | | | | | | | | 28 | C | LINDNER (2) | | | | | | | | |
| | 17 | A | SEMMER | | | | | | | | | 2 | T | LINDNER | | | | | | | | |
| | 1 | S | SMITH | | | | | | | | | 34 | B | MAGNUS | | | | | | | | |
| | 14 | N | SOUTHWELL | | | | | | | | | 30 | A | MARAFIOTI | | | | | | | | |
| | 10 | J | KILLEN | | | | | | | | | 6 | T | POLAND | | | | | | | | |
| | 7 | N | WEAT | | | | | | | | | 25 | A | VANDELLIS | | | | | | | | |
| | 2 | P | WHITE | | | | | | | | | 37 | J | MCGEE | | | | | | | | |
| | 16 | C | STEVENS | | | | | | | | | 19 | R | WIGHTMAN | | | | | | | | |
| | | | K.I | | | | | | | | | | | | | | | | | | | |
| | | | | | | Totals | 7 | 6 | 6 | 7 | | | | | | | Totals | - | - | 1 | 2 | 3 |

Won by GLENELG
 Signified Correct...
 1st Named Team _____
 2nd Named Team _____

Umpires/Referees
 Signature _____
 Signature _____
 Signature _____

Score 26 to 3
 Name H. J. [Signature] Club _____
 Name B. Edwards Club BTM
 Name _____ Club _____

Officials Report

Secretary: _____
 Referee: _____
 Umpire: _____
 Timekeeper: _____
 Scorekeeper: _____
 Comment: _____

1st Named Team Glennelg 2nd Named Team ETP

| LSA No. | No. | Initials | Surname (In Alphabetical Order) | Penal | Assist | Goals | | | | Total | LSA No. | No. | Initials | Surname (In Alphabetical Order) | Penal | Assist | Goals | | | | Total | | | | | |
|---------|-----|----------|---------------------------------|-------|--------|-----------------|---|---|---|-------|---------|-----|-----------|---------------------------------|-------|--------|-------|---|---|-----------------|-------|--|--|---|---|---|
| | | | | | | 1 | 2 | 3 | 4 | | | | | | | | 1 | 2 | 3 | 4 | | | | | | |
| | 5 | RE | Alford (5) | | | | | | | 4 | 18 | J | Arthur | | | | | | | | | | | | | |
| | 8 | Ry | Alford | | | | | | | 2 | 15 | M | Penotter | T | | | | | | | | | | | | |
| | 4 | S | Dinning | | | | | | | | 23 | R | Farmer | | | | | | | | | | | | | |
| | 3 | M | Campbell | | | | | | | | 33 | P | Gray | | | | | | | | | | | | | |
| | 11 | A | Fitzsimons | | | | | | | 1 | 17 | B | Harrison | | | | | | | | | | | | | |
| | 15 | M | Kolen | | | | | | | 1 | 35 | A | Long | T | | | | | | | | | | | | |
| | 12 | N | Kyrotzoulis | | | | | | | | 40 | T | Leggett | | | | | | | | | | | | | |
| | 9 | J | Searle (2) | | | | | | | 8 | 28 | C | Lindner | | | | | | | | | | | | | |
| | 17 | A | Semmler (3) | | | | | | | 1 | 2 | T | Lindner | | | | | | | | | | | | | |
| | 1 | S | Smith | | | | | | | | 34 | B | Magnus | | | | | | | | | | | | | |
| | 14 | N | Southwell | | | | | | | 3 | 30 | A | Morafioti | | | | | | | | | | | | | |
| | 10 | J | Killen (4) | | | | | | | 3 | 6 | T | Poland | | | | | | | | | | | | | |
| | 7 | N | Went | | | | | | | 1 | 25 | A | Vandellis | | | | | | | | | | | | | |
| | 2 | P | White | | | | | | | 1 | 37 | J | McGree | | | | | | | | | | | | | |
| | 16 | C | Stevens (1) | | | | | | | 7 | 19 | R | Wightman | | | | | | | | | | | | | |
| | | | Kl | | | | | | | 1 | | | | | | | | | | | | | | | | |
| | | | | | | Totals 7 | | | | 6 | 6 | 7 | 26 | | | | | | | Totals 0 | | | | 0 | 1 | 3 |

Time Outs **Totals** 7 6 6 7 26 Time Outs **Totals** 0 0 1 3

Won by Glennelg Umpires/Referees Score 26 to 3

Signified Correct... Signature [Signature] Name HARRIE Club

1st Named Team Signature [Signature] Name B. Edwards Club Btm

2nd Named Team Signature Name Club

Officials Report

Scorer Referee Time Clerk

Green Card Yellow Card Red Card

Correct Starting Time Correct Uniform

Comments

Coach's Notes



Report from ADELAIDE UNI Club ADelaide UNI Date 18/6/11 Round 9 Grade Div 1 Mens/Womens

1st Named Team ADELAIDE UNI

2nd Named Team NORTH ADELAIDE

| LSA No. | No. | Initials | Surname (In Alphabetical Order) | Penal | Assist | Goals | | | | Total | LSA No. | No. | Initials | Surname (In Alphabetical Order) | Penal | Assist | Goals | | | | Total |
|---------|-----|----------|---------------------------------|-------|--------|-------|---|---|---|-------|---------------|-----|-----------|---------------------------------|-------|--------|-------|----|---|---|-------|
| | | | | | | 1 | 2 | 3 | 4 | | | | | | | | 1 | 2 | 3 | 4 | |
| | 14 | R | BAILEY | 1 3 | | | | | | | 29 | J | ACKERS | | | | | | | | |
| | 3 | D | BURFORD | (2) | | | | | | | 18 | B | CHARLES | IT | | | | | | | |
| | 17 | A | COOPER | | IT | | | | 1 | | 31 | J | CHARLES | | | | | | | | 1 |
| | 8 | A | CROKER | | | | | | | | 32 | J | COX | | | | | | | | |
| | 16 | H | GRAHAM | | | | | | | | | D | ELLIOTT | | | | | | | | |
| | 23 | M | KENEFICK | | | | | | | | 6 | M | KLAWITER | | | | | | | | |
| | 11 | J | LOVAT | (1) | T | | | | | | 33 | A | LEFIK | | | | | | | | |
| | 4 | O | LOVAT | (4) | T | | | | | | 37 | C | MAYMAN | | | | | | | | |
| | 10 | R | O'CONNOR | | | | | | | | 30 | S | MAYMAN | | | | | | | | 3 |
| | 15 | J | ROLAND | | | | | | | | 8 | J | MORRIS | | | | | | | | |
| | 6 | S | PHILLIPS | (3) | IT | | | | | 2 | 15 | T | MORRIS | | | | | | | | |
| | 5 | S | UERN | (3) | T | | | | | 2 | 23 | S | ROBERTS | IT | | | | | | | 2 |
| | 13 | D | WALTON | (3) | T | | | | | 2 | 14 | N | RYAN | | | | | | | | |
| | 55 | P | WISE | | | | | | | | 10 | D | THORPE | | | | | | | | 3 |
| | | | | | | | | | | | 20 | P | M'CONNELL | | | | | | | | |
| | | | | | | | | | | | 19 | A | SEWELL | | | | | | | | |
| Totals | | | | | | | | | | 2 | 1 | 2 | 7 | Totals | | | | 23 | 3 | 1 | 9 |

Officials Report

Scorers
 1st Team Yes No
 2nd Team Yes No

Time Clock
 Yes No

Green Card
 Yes No

Yellow Card
 Yes No

Red Card
 Yes No

Correct Starting Time
 Yes No

Correct Uniforms
 1st Team Yes No
 2nd Team Yes No

Comments

Coaches' Voting
 Most Valuable Player
 (Senior & U17 Grades Only)

- 1. Name.....
- Club.....No.....
- 2. Name.....
- Club.....No.....
- 3. Name.....
- Club.....No.....
- (Both Coaches to sign)
- Name.....Club.....
- Signature.....
- Name.....Club.....
- Signature.....

Won by Nth Adelaide
 Signified Correct...
 1st Named Team [Signature]
 2nd Named Team [Signature]

Umpires/Referees
 Signature [Signature]
 Signature [Signature]
 Signature _____

Score 7 to 9
 Name [Signature] Club _____
 Name M-NISBET Club W-T-L-C
 Name _____ Club _____



Report from BRIGHTON

Club BURNESIDE Date 18/6/11 Round 9 Grade DIV 1

1st Named Team BRIGHTON

2nd Named Team BURNESIDE

| LSA No. | No. | Initials | Surname (In Alphabetical Order) | Penal | Assist | Goals | | | | Total | LSA No. | No. | Initials | Surname (In Alphabetical Order) | Penal | Assist | Goals | | | | Total |
|------------------------|-----|----------|---------------------------------|-------|--------|-------|---|---|---|-------------------------|---------|-----|----------|---------------------------------|-------|--------|-------|---|---|---|-------|
| | | | | | | 1 | 2 | 3 | 4 | | | | | | | | 1 | 2 | 3 | 4 | |
| | 7 | C | ADAMS | ① | | | | | | 8-4 | | 5 | OJ | BROWN | | | | | | | |
| | 11 | M | COLE | | | | | | | | | 10 | A | BURFORD | | | | | | | |
| | 5 | G | ELLISS | ④ | | | | | | 6-5 | | 53 | M | CAPORASO | | | | | | | |
| | 4 | T | ELLISS | | | | | | | 2-2 | | 55 | T | GRAHAM | | | | | | | |
| | 8 | S | HILL | | | | | | | 2-2 | | 21 | K | HILL | | | | | | | |
| | 9 | B | LEE | ② | | | | | | 3-0 | | 61 | B | HOFF | | | | | | | |
| | 2 | T | LEE | | | | | | | | | 72 | D | KILDERRY | | | | | | | |
| | 14 | Jos | MACKINNON | ⑤ | | | | | | 1-0 | | 7 | P | MARSHALL | | | | | | | 2 |
| | 13 | C | O'BRIEN | ③ | | | | | | | | 9 | A | NEVILLE | | | | | | | |
| | 17 | D | SHINNICK | | T | | | | | | | 25 | A | PHILLIPS | | | | | | | |
| | 10 | T | SNOWBALL | | | | | | | | | 62 | C | SIMMS | | | | | | | |
| | 3 | B | STUART | | | | | | | 1-0 | | 56 | M | TUCKER | | | | | | | 1 |
| | 19 | C | TERRY | | | | | | | 3-0 | | 4 | T | WATTS | | | | | | | |
| | 6 | D | TERRY | | | | | | | | | 52 | L | HOOD | | | | | | | |
| | | | | | | | | | | Totals 3 0 0 0 3 | | | | | | | | | | | |
| Time Outs <u>1/1/1</u> | | | | | | | | | | Time Outs | | | | | | | | | | | |

Won by Brighton
 Signified Correct...
 1st Named Team
 2nd Named Team

Umpires/Referees
 Signature [Signature]
 Signature [Signature]
 Signature

Score 26 to 3
 Name J.R. Teague Club GCC
 Name Nathan Astor Club
 Name

Officials Report

Scoring
 1st Team: Yes No
 2nd Team: Yes No

Time Clock
 Yes No

Ground Crew
 Yes No

Yellow Card
 Yes No

Red Card
 Yes No

Correct Scoring Check
 Yes No

Correct Lineup
 Yes No

Comments

Captain's Voting
 Yes No



Report from Burnside Club Date 18/6/11 Round 9 Grade D10 Mens / Womens

1st Named Team Brighton

2nd Named Team Burnside

| LSA No. | No. | Initials | Surname (In Alphabetical Order) | Penal | Assist | Goals | | | | Total | LSA No. | No. | Initials | Surname (In Alphabetical Order) | Penal | Assist | Goals | | | | Total |
|---------|-----|----------|---------------------------------|-------|--------|-------|-----|----|----|---------------|---------|-----|----------|---------------------------------|-------|--------|-------|------------------|---|---|-------|
| | | | | | | 1 | 2 | 3 | 4 | | | | | | | | 1 | 2 | 3 | 4 | |
| | 7 | C | Adams | | III | II | II | II | II | 8 | 5 | OT | Brown | | | | | | | | |
| | 11 | M | Cole | | III | I | III | II | | 6 | 10 | P | Burford | | | | | | | | |
| | 5 | G | Ellis | | | | | | | 2 | 55 | T | Graham | | | | | | | | |
| | 8 | S | Hill | | | | | | | 3 | 21 | K | Hill | | | | | | | | |
| | 9 | B | Lee | | | | | | | | 6 | B | Hill | | | | | | | | |
| | 2 | T | Lee | | | | | | | 1 | 77 | D | Kildery | | | | | | | | |
| | 14 | Jee | McKinnon | | | | | | | | 7 | P | Marshall | | | | | | | | |
| | 1 | C | O'Brien | | | | | | | | 9 | A | Neville | | | | | | | | |
| | 13 | G | Raeel | | | | | | | | 3 | B | Olesen | | | | | | | | |
| | 17 | D | Shinnick | | T | | | | | | 25 | A | Phillips | | | | | | | | |
| | 10 | T | Snowball | | | | | | | 1 | 62 | C | Simms | | | | | | | | |
| | 3 | B | Stuart | | | | | | | 3 | 56 | M | Tueler | | | | | | | | |
| | 19 | C | Terry | | | | | | | | 4 | T | Watts | | | | | | | | |
| | 6 | D | Terry | | | | | | | 2 | 52 | T | Hood | | | | | | | | |
| | 4 | T | Ellis | | | | | | | | | | | | | | | | | | |
| | | | | | | | | | | Totals | | | | | | | | 3 - - - 3 | | | |

Officials Report

Scorers
 1st Team Yes No
 2nd Team Yes No

Time Clock
 Yes No

Green Card
 Yes No

Yellow Card
 Yes No

Red Card
 Yes No

Correct Starting Time
 Yes No

Correct Uniforms
 1st Team Yes No
 2nd Team Yes No

Comments

Coaches' Voting
 Most Valuable Player
 (Senior & U17 Grades Only)

1. Name.....
 Club..... No

2. Name.....
 Club..... No

3. Name.....
 Club..... No

(Both Coaches to sign)
 Name..... Club.....
 Signature.....
 Name..... Club.....
 Signature.....

Time Outs

Score 26 to 3

Umpires/Referees
 Name JR Toogood Club BSC
 Name Nathan Asta Club

Won by Brighton
 Signified Correct...
 1st Named Team J. Bartholomew
 2nd Named Team D. Dan

NAME OF UMPIRES/REFEREES

1st Named Team

2nd Named Team

| LSA No. | No. | Initials | Surname (In Alphabetical Order) | Penal | Assist | Goals | | | | Total | LSA No. | No. | Initials | Surname (In Alphabetical Order) | Penal | Assist | Goals | | | | Total | | | | | | | | | | | | | | | | | | | | | | | | | | | | | | | |
|-----------|-----|----------|---------------------------------|-------|--------|-------|--------|---|---|-------|---------|-----------|----------|---------------------------------|-------|--------|-------|---|--------|---|-------|--|--|--|--|--|--|--|--|--|--|--|--|--|--|--|--|--|--|--|--|--|--|--|--|--|--|--|--|--|--|--|
| | | | | | | 1 | 2 | 3 | 4 | | | | | | | | 1 | 2 | 3 | 4 | | | | | | | | | | | | | | | | | | | | | | | | | | | | | | | | |
| | 7 | H | Davidson | | | | | | | | | | | | | | | | | | | | | | | | | | | | | | | | | | | | | | | | | | | | | | | | | |
| | 8 | M | ELLISS | | | | | | | | | | | | | | | | | | | | | | | | | | | | | | | | | | | | | | | | | | | | | | | | | |
| | 14 | D | Hodgkinson | | | | | | | | | | | | | | | | | | | | | | | | | | | | | | | | | | | | | | | | | | | | | | | | | |
| | 2 | A | Hunt | | | | | | | | | | | | | | | | | | | | | | | | | | | | | | | | | | | | | | | | | | | | | | | | | |
| | 6 | J | Harris | | | | | | | | | | | | | | | | | | | | | | | | | | | | | | | | | | | | | | | | | | | | | | | | | |
| | 12 | A | Lewis | | | | | | | | | | | | | | | | | | | | | | | | | | | | | | | | | | | | | | | | | | | | | | | | | |
| | 3 | L | Oswald | | | | | | | | | | | | | | | | | | | | | | | | | | | | | | | | | | | | | | | | | | | | | | | | | |
| | 11 | G | Paul | | | | | | | | | | | | | | | | | | | | | | | | | | | | | | | | | | | | | | | | | | | | | | | | | |
| | 4 | M | Ryan | | | | | | | | | | | | | | | | | | | | | | | | | | | | | | | | | | | | | | | | | | | | | | | | | |
| | 9 | J | Wood | | | | | | | | | | | | | | | | | | | | | | | | | | | | | | | | | | | | | | | | | | | | | | | | | |
| | 10 | C | Morganle Foxe | | | | | | | | | | | | | | | | | | | | | | | | | | | | | | | | | | | | | | | | | | | | | | | | | |
| | | | | | | | | | | | | | | | | | | | | | | | | | | | | | | | | | | | | | | | | | | | | | | | | | | | | |
| Time Outs | | | | | | | Totals | | | | | Time Outs | | | | | | | Totals | | | | | | | | | | | | | | | | | | | | | | | | | | | | | | | | | |

Bye

Officials Report

Referee: _____

Umpires: _____

Line Umpires: _____

Green Card: _____

Yellow Card: _____

Red Card: _____

Current Starting Time: _____

Correct Uniforms: _____

Compliance: _____

Coach's Name: _____

Name: _____ Club: _____

Won by _____

Signified Correct... _____

Umpires/Referees Signature _____ Name _____ Score _____ to _____

1st Named Team Signature _____ Name _____ Club _____

2nd Named Team Signature _____ Name _____ Club _____

White Copy to REGISTRAR Blue Copy to CLUB Yellow Copy to UMPIRES/REFEREES



1st Named Team WEST TORRENS 2nd Named Team WOODVILLE

| LSA No. | No. | Initials | Surname (In Alphabetical Order) | Penal | Assist | Goals | | | | Total | LSA No. | No. | Initials | Surname (In Alphabetical Order) | Penal | Assist | Goals | | | | Total | | | | | | | | | | | | | | | | | | | | | | | |
|-----------|-----|----------|---------------------------------|-------|--------|-------|---|---|---|-------|---------|--------|----------|---------------------------------|-------|--------|-------|---|---|---|-------|--|--|-----------|--|--|--|--|--|--|--|--|--|--|--------|--|--|--|--|--|---|---|---|----|
| | | | | | | 1 | 2 | 3 | 4 | | | | | | | | 1 | 2 | 3 | 4 | | | | | | | | | | | | | | | | | | | | | | | | |
| | 5 | CB | Shepard | | | | | | | | | | 12 | A | | | | | | | | | | | | | | | | | | | | | | | | | | | | | | |
| | 34 | S | Bennet | | | | | | | | | | 14 | A | | | | | | | | | | | | | | | | | | | | | | | | | | | | | | |
| | 6 | J | Harley | | | | | | | | | | 4 | J | | | | | | | | | | | | | | | | | | | | | | | | | | | | | | |
| | 39 | L | Ray | | | | | | | | | | 7 | C | | | | | | | | | | | | | | | | | | | | | | | | | | | | | | |
| | 32 | M | Yallop | | | | | | | | | | 6 | D | | | | | | | | | | | | | | | | | | | | | | | | | | | | | | |
| | 36 | R | Simpson | | | | | | | | | | 8 | M | | | | | | | | | | | | | | | | | | | | | | | | | | | | | | |
| | 3 | D | Lomman | | | | | | | | | | 2 | G | | | | | | | | | | | | | | | | | | | | | | | | | | | | | | |
| | 14 | P | Mundy | | | | | | | | | | 3 | L | | | | | | | | | | | | | | | | | | | | | | | | | | | | | | |
| | 41 | S | Horton | | | | | | | | | | 5 | J | | | | | | | | | | | | | | | | | | | | | | | | | | | | | | |
| | 19 | M | Mulhal | | | | | | | | | | 15 | A | | | | | | | | | | | | | | | | | | | | | | | | | | | | | | |
| | 35 | O | valero | | | | | | | | | | 9 | J | | | | | | | | | | | | | | | | | | | | | | | | | | | | | | |
| | 17 | T | Mack | | | | | | | | | | 10 | S | | | | | | | | | | | | | | | | | | | | | | | | | | | | | | |
| | 10 | M | Larwood | | | | | | | | | | 11 | J | | | | | | | | | | | | | | | | | | | | | | | | | | | | | | |
| | 4 | W | LITTLE | | | | | | | | | | | | | | | | | | | | | | | | | | | | | | | | | | | | | | | | | |
| | 25 | M | Elliot | | | | | | | | | | | | | | | | | | | | | | | | | | | | | | | | | | | | | | | | | |
| Time Outs | | | | | | | | | | | | Totals | | | | | | 3 | 1 | 3 | 6 | | | Time Outs | | | | | | | | | | | Totals | | | | | | 3 | 1 | 5 | 10 |

Officials Report

Supervisor: _____
 Time Started: _____
 Time Finished: _____
 Game Clock: _____
 Ground Conditions: _____
 Yellow Cards: _____
 Red Cards: _____
 Current Starting Time: _____
 Current Uniforms: _____
 Comments: _____

Signature: _____
 Name: _____
 Club: _____

Won by WOODVILLE Umpires/Referees
 Signified Correct...
 1st Named Team Melby R Signature _____ Name BRIAN BARLET Club GLC
 2nd Named Team M. Richardson Signature _____ Name A Tealman Club ALRA

1st Named Team West Torrens 2nd Named Team Woodville

| LSA No. | No. | Initials | Surname (In Alphabetical Order) | Penal | Assist | Goals | | | | Total | LSA No. | No. | Initials | Surname (In Alphabetical Order) | Penal | Assist | Goals | | | | Total | | | | | | | |
|---------|-----|----------|---------------------------------|-------|--------|---------------|---|---|---|-------|---|-----|--------------|---------------------------------|-------|--------|-------|---|---------------|---|-------|--|--|--|---|----|----|----|
| | | | | | | 1 | 2 | 3 | 4 | | | | | | | | 1 | 2 | 3 | 4 | | | | | | | | |
| | 8 | C | Shepard | | | | | | | | 12 | A | Lewis | | | | | | | | | | | | | | | |
| | 34 | S | Bennett | | | | | | | | 14 | A | Releppa | | 1 | | | | | | | | | | | | | |
| | 6 | J | Harley | | | | | | | | 4 | J | Wood | | | | | | | | | | | | | | | |
| | 39 | L | Ray | | | | | | | | 7 | C | Morgante (4) | | | | | | | | 1 | | | | | | | |
| | 32 | M | Yallop | | | | | | | | 6 | D | Hodkinson | | | | | | | | | | | | | | | |
| | 36 | R | Simpson | | | | | | | | 8 | M | Elliss (2) | | 11 | | | | | | 111 | | | | | | | |
| | 3 | D | Lomman | | | | | | | | 2 | G | Paul (5) | | | | | | | | | | | | | | | |
| | 14 | D | Mundy | | | | | | | | 3 | L | Oswald | | | | | | | | 1 | | | | | | | |
| | 41 | S | Horton | | | | | | | | 5 | J | Oswald (1) | | | | | | | | | | | | | | | |
| | 19 | M | Mullhol | | | | | | | | 15 | A | Hunt | | | | | | | | | | | | | | | |
| | 35 | O | Valero | | | | | | | | 9 | J | Harris | | | | | | | | | | | | | | | |
| | 17 | T | Mack | | | | | | | | 10 | S | Kertschner | | | | | | | | 1 | | | | | | | |
| | 10 | M | Lezward | | | | | | | | 11 | J | Pena (3) | | | | | | | | 11 | | | | | | | |
| | 4 | W | Little | | | | | | | | <div style="border: 1px solid black; width: 100%; height: 100%; display: flex; justify-content: center; align-items: center;"> BBar BBar </div> | | | | | | | | | | | | | | | | | |
| | 25 | M | ELLIOTT | | | | | | | | | | | | | | | | | | | | | | | | | |
| | | | | | | Totals | | | | 13 | 13 | 8 | | | | | | | Totals | | | | | | 3 | 15 | 11 | 10 |

Officials Report

Time Check
Penal Cards
Yellow Cards
Red Cards
Correct Starting Time
Correct Uniforms
Comments

Coach's Notes

Won by _____
 Signified Correct...
 1st Named Team West Torrens
 2nd Named Team Woodville

Umpires/Referees
 Signature BBar Name BBar Club GLG
 Signature A. Tomkinson Name A. Tomkinson Club ALRA
 Signature _____ Name _____ Club _____

Score 8 to 10



1st Named Team North Adelaide 2nd Named Team STURT

| LSA No. | No. | Initials | Surname (In Alphabetical Order) | Penal | Assist | Goals | | | | Total | LSA No. | No. | Initials | Surname (In Alphabetical Order) | Penal | Assist | Goals | | | | Total | | | | | | | | | | | | | |
|---------|-----|----------|---------------------------------|-------|--------|-------|---|---|---|---------------|---------------|-----|---------------|---------------------------------|---------------|--------|-------|---|---|---|-------|---|---|--|---|--|--|--|--|----|--|--|--|--|
| | | | | | | 1 | 2 | 3 | 4 | | | | | | | | 1 | 2 | 3 | 4 | | | | | | | | | | | | | | |
| | | | | | | | | | | | 3 | A | STONE | | | | | | | | 1 | 1 | 2 | | | | | | | | | | | |
| | 28 | J | Ackers | 1 | | | | | 1 | | 56 | J | REA (3) | | | | | | | | | | | | | | | | | | | | | |
| | 18 | B | Charles | | | | 1 | | 1 | | 17 | D | MUTTON | | | | | | | | | | | | | | | | | | | | | |
| | 31 | J | Charles | | | | | | 1 | | 18 | M | ERKELENS | | | | | | | | | | | | | | | | | | | | | |
| | 32 | J | Cox | | 1 | | | | 1 | | 47 | T | FALCON (5) | | 1 | | 1 | 1 | 1 | 1 | 1 | 4 | | | | | | | | | | | | |
| | 34 | D | Elliott | 12 | 11 | | | | 3 | | 25 | B | MCFARLANE (2) | | 1 | | | | | | | | | | | | | | | | | | | |
| | 16 | B | Gaspari | T | | | | | | | 55 | S | THAINE (1) | | | | | | | | | | | | | | | | | | | | | |
| | 6 | M | Klawitter | T1 | | | | | | | 42 | T | TUXFORD | 1 | 111 | | | | | | | 2 | | | | | | | | | | | | |
| | 33 | A | Lefik | | | | | | | | 53 | M | CAPRIOTTI (4) | | | | | | | | | | | | | | | | | | | | | |
| | 37 | C | Mayman | T | | | | | | | 13 | J | ARMODY | 11 | | | | | | | | | | | | | | | | | | | | |
| | 30 | S | Mayman | | | | | | | | 29 | D | BAY | | | | | | | | | | | | | | | | | | | | | |
| | 8 | J | Morris | | | | | | | | 32 | N | TUCIL | | | | | | | | | | | | | | | | | | | | | |
| | 15 | T | Morris | | | | | | | | 18 | B | MCGUINNESS | 1 | | | | | | | | 1 | | | | | | | | | | | | |
| | 23 | S | Roberts | | | | | | | | 22 | L | HOLLAND | 1 | | | 1 | | | | | 2 | | | | | | | | | | | | |
| | 25 | A | Sanders | | | | 1 | | 1 | | | | | | | | | | | | | | | | | | | | | | | | | |
| | 10 | D | Thorpe | | | | | | | | | | | | | | | | | | | | | | | | | | | | | | | |
| | | | | | | | | | | Totals | | | | | Totals | | | | | | | | | | | | | | | | | | | |
| | | | | | | | | | | 3 | | | | | 1 | | | | | 3 | | | | | 4 | | | | | 11 | | | | |

Time Outs _____

Time Outs _____

Score ~~10~~ 11 to 6

Won by Sturt

Signified Correct... _____

1st Named Team _____

2nd Named Team K.Falloon

Umpires/Referees
 Name P.J. Macanew Club _____
 Name John Club _____
 Name _____ Club _____

Officials Report

Scoring

1st Team: Yes No

2nd Team: Yes No

Time Clock

Yes No

Current Card

Yes No

Yellow Card

Yes No

Red Card

Yes No

Correct Scoring Form

Yes No

Correct Uniform

1st Team: Yes No

2nd Team: Yes No

Comments

Coaches' Meeting

1st Team: Yes No

2nd Team: Yes No

1st Name: _____

2nd Name: _____

Club: _____

1st Name: _____

2nd Name: _____

Club: _____

1st Name: _____

2nd Name: _____

Club: _____



1st Name: _____

2nd Name: _____

Club: _____

1st Named Team ETP

2nd Named Team UNI

| LSA No. | No. | Initials | Surname (In Alphabetical Order) | Penal | Assist | Goals | | | | Total | LSA No. | No. | Initials | Surname (In Alphabetical Order) | Penal | Assist | Goals | | | | Total | | | | | | | | | | | | | | | | | | | |
|--|-----|----------|---------------------------------|-------|--------|-------|---|---|---|--|---------|-----|----------|---------------------------------|-------|--------|-------|---|---|---|-------|--|--|--|--|--|--|--|--|--|--|--|--|--|--|--|--|--|--|--|
| | | | | | | 1 | 2 | 3 | 4 | | | | | | | | 1 | 2 | 3 | 4 | | | | | | | | | | | | | | | | | | | | |
| | 15 | J | ARTHUR | | | | | | | | | | 14 | R | | | | | | | | | | | | | | | | | | | | | | | | | | |
| | 23 | M | DENOTYER | T | | | | | | | | | 3 | D | | | | | | | | | | | | | | | | | | | | | | | | | | |
| | 33 | P | GRAY | F | | | | | | | | | 17 | A | | | | | | | | | | | | | | | | | | | | | | | | | | |
| | 17 | B | HARRISON | | | | | | | | | | 9 | A | | | | | | | | | | | | | | | | | | | | | | | | | | |
| | 35 | A | LANG | | | | | | | | | | 23 | M | | | | | | | | | | | | | | | | | | | | | | | | | | |
| | 37 | S | LIM | | | | | | | | | | 11 | J | | | | | | | | | | | | | | | | | | | | | | | | | | |
| | 28 | C | LINDNER | | | | | | | | | | 4 | O | | | | | | | | | | | | | | | | | | | | | | | | | | |
| | 2 | T | LINDNER | | | | | | | | | | 10 | F | | | | | | | | | | | | | | | | | | | | | | | | | | |
| | 40 | T | LEGETT | | | | | | | | | | 7 | J | | | | | | | | | | | | | | | | | | | | | | | | | | |
| | 34 | B | MAGNUS | | | | | | | | | | 15 | J | | | | | | | | | | | | | | | | | | | | | | | | | | |
| | 30 | A | MARAFIOTI | | | | | | | | | | 6 | S | | | | | | | | | | | | | | | | | | | | | | | | | | |
| | 6 | T | POLAND | | | | | | | | | | 13 | P | | | | | | | | | | | | | | | | | | | | | | | | | | |
| | | | WRIGHT | | | | | | | | | | 55 | P | | | | | | | | | | | | | | | | | | | | | | | | | | |
| | 18 | R | WRIGHT | | | | | | | | | | | | | | | | | | | | | | | | | | | | | | | | | | | | | |
|  | | | | | | | | | |  | | | | | | | | | | | | | | | | | | | | | | | | | | | | | | |
| Time Outs | | | | | | | | | | Time Outs | | | | | | | | | | | | | | | | | | | | | | | | | | | | | | |
| Totals 4 4 4 13 | | | | | | | | | | Totals 2 4 2 6 14 | | | | | | | | | | | | | | | | | | | | | | | | | | | | | | |

Won by UNI


Signified Correct

1st Named Team Boston

2nd Named Team UNI

White Copy to REGISTRAR Blue Copy to CLUB Yellow Copy to UMPIRES/REFEREES

Umpires/Referees

Signature 

Signature 

Signature

Score 13 to 14

Name M HOGAN

Name J ASTON

Name

Club WLC

Club RLC

Club

Officials Report

Scoring

1st Team: Yes No
 2nd Team: Yes No

Time Clock

Yes No

Green Card

Yes No

Yellow Card

Yes No

Red Card

Yes No

Correct Starting Time

Yes No

Correct Uniforms

1st Team: Yes No
 2nd Team: Yes No

Comments

Coach's Verbal

1st Team: Yes No
 2nd Team: Yes No

Other



Report from ADELAIDE UNI Club Date 25/8/11 Round 10 Grade XVI (Mens/ Womens)

1st Named Team ETP 2nd Named Team ADELAIDE UNI

| LSA No. | No. | Initials | Surname (In Alphabetical Order) | Penal | Assist | Goals | | | | Total | LSA No. | No. | Initials | Surname (In Alphabetical Order) | Penal | Assist | Goals | | | | Total | | | | | | | | | | | | | | | | | | |
|-----------|-----------------------|----------|---------------------------------|-------|--------|---------------|---|---|---|-------|---------|-----|----------|---------------------------------|---------------|--------|-------|---|---|---|-------|---|---|---|----|--|--|--|--|--|--|--|--|--|--|--|--|--|--|
| | | | | | | 1 | 2 | 3 | 4 | | | | | | | | 1 | 2 | 3 | 4 | | | | | | | | | | | | | | | | | | | |
| | 15 | J | ARTHUR | | | | | | | | | 14 | R | BAILEY | | | | | | | | | | | | | | | | | | | | | | | | | |
| | 18 | M | DENOTYER | FT I | | | | | | | | 3 | D | BURFORD | | " | | | | | | | | | | | | | | | | | | | | | | | |
| | 33 | P | GRAY | FT II | | | | | | | | 17 | A | COOPER | | | | | | | | | | | | | | | | | | | | | | | | | |
| | 17 | B | HARRISON | | " | | | | | | | 8 | R | CROKER | | | | | | | | | | | | | | | | | | | | | | | | | |
| | 35 | A | LANG | | " | | | | | | | 23 | M | KENEFFICK | | | | | | | | | | | | | | | | | | | | | | | | | |
| | 37 | S | LIM | | " | | | | | | | 11 | J | LOVAT (2) | | | | | | | | | | | | | | | | | | | | | | | | | |
| | 28 | C | LINDNER | | " | | | | | | | 4 | O | LOVAT (3) | | | | | | | | | | | | | | | | | | | | | | | | | |
| | 2 | T | LINDNER | | " | | | | | | | 10 | R | O'CONNOR | | | | | | | | | | | | | | | | | | | | | | | | | |
| | 40 | T | LEGGETT | | " | | | | | | | 7 | J | O'GRADY | | | | | | | | | | | | | | | | | | | | | | | | | |
| | 34 | B | MAGNUS | | " | | | | | | | 15 | J | ROLAND (5) | | | | | | | | | | | | | | | | | | | | | | | | | |
| | 30 | A | MARAFIOTI | | " | | | | | | | 6 | S | PHILLIPS (1) | 21 | | | | | | | | | | | | | | | | | | | | | | | | |
| | 6 | T | POLAND | | " | | | | | | | 13 | D | WALTON | | | | | | | | | | | | | | | | | | | | | | | | | |
| | | A | VANDRELLIS | | " | | | | | | | 55 | P | WISE (4) | | | | | | | | | | | | | | | | | | | | | | | | | |
| | 18 | R | WIGHTMAN | | " | | | | | | | | | | | | | | | | | | | | | | | | | | | | | | | | | | |
| | | | | | | Totals | | | | 4 | 1 | 4 | 4 | 13 | Totals | | | | | | 2 | 4 | 2 | 6 | 14 | | | | | | | | | | | | | | |
| Time Outs | | | | | | Time Outs | | | | 1 | | | | | Time Outs | | | | | | | | | | | | | | | | | | | | | | | | |

Officials Report

Scorekeeper: Yes No
 Time Clock: Yes No
 Game Card: Yes No
 Yellow Card: Yes No
 Red Card: Yes No
 Correct Starting Time: Yes No
 Correct Lineouts: Yes No
 Corrected Starting Time: Yes No
 Corrected Lineouts: Yes No
 Corrected Starting Time: Yes No
 Corrected Lineouts: Yes No

Signature: _____
 Name: _____
 Club: _____

Won by ADELAIDE UNI Umpires/Referees Score 13 to 14
 Signified Correct... Signature _____ Name M HORN Club WIL
 1st Named Team Boston Signature [Signature] Name N ASTON Club _____
 2nd Named Team [Signature] Signature _____ Name _____ Club _____

1st Named Team Glenelg

2nd Named Team BRIGHTON

| LSA No. | No. | Initials | Surname (In Alphabetical Order) | Penal | Assist | Goals | | | | Total | LSA No. | No. | Initials | Surname (In Alphabetical Order) | Penal | Assist | Goals | | | | Total | | | | |
|---------|-----|----------|---------------------------------|---------------|--------|-------|---|---|-----|-------|---------|-----|-----------|---------------------------------|-------|--------|---------------|-----|---|---|-------|---|---|---|----|
| | | | | | | 1 | 2 | 3 | 4 | | | | | | | | 1 | 2 | 3 | 4 | | | | | |
| | 5 | R | Alford (4) | | | | | | | | 3 | C | ADAMS | | 11 | 1 | | | | 1 | 2 | | | | |
| | 6 | Ry | Alford (5) | | | | | | -1 | | 11 | M | COLE | 1 | | | 1 | 1 | 1 | | 3 | | | | |
| | 2 | S | Dinning (1) | | | | | | -1 | | 10 | G | ELLISS | TT | 1 | | | | | | | | | | |
| | 11 | A | FitzSimons (3) | | | | | 1 | 1 | | 19 | S | HILL | | | | 1 | 1 | | | 2 | | | | |
| | 3 | A | Gikow | | | | | | -1 | | 4 | S | LAMBERT | | | | 1 | | | | 1 | | | | |
| | 10 | J | Killen | | 1 | 1 | 1 | | 2-1 | | 9 | B | LEE | TT | | | | | | | | | | | |
| | 15 | M | Kolen | | | | | | | | 2 | T | LEE | | | | | | | | | | | | |
| | 12 | N | Kyrtzoulis | | | | | | | | 7 | C | LINDNER | 1 | | | | | | | | | | | |
| | 4 | J | Searle | T | | | | | | | 14 | S | MACKINNON | | | | | | | | | | | | |
| | 17 | A | Semmler | | | | 1 | 1 | 2 | | 1 | C | O'BRIEN | | | | | III | | | 3 | | | | |
| | 1 | S | Smith | | | | | | | | 13 | G | REVELL | | | | | | | | | | | | |
| | 16 | C | Stevens | 1 | 1 | 1 | 1 | | 2-1 | | 8 | D | SHINNICK | TT | 1 | | | | | | -1 | | | | |
| | 18 | D | Stevens | | | | | | | | 5 | T | STEWART | 1 | | | | II | | | 2 | | | | |
| | 7 | N | Went (2) | T | | | | | | | 17 | C | TERRY | | | 1 | | | | | 1 | | | | |
| | 13 | C | White | | | | 1 | 1 | | | 6 | D | TERRY | | | | | | | | | | | | |
| | | | | Totals | | | | 1 | 2 | 2 | 3 | 8 | | | | | Totals | | | | 2 | 6 | 4 | 2 | 14 |

Officials Report

Referee: Yes No

Time Clock: Yes No

Green Card: Yes No

Yellow Card: Yes No

Red Card: Yes No

Correct Starting Firm: Yes No

Correct Uniforms: Yes No

Comments:

Coach's Rating: Excellent Very Good Good Fair Poor

Won by BRIGHTON

Signified Correct...
1st Named Team P. White
2nd Named Team J. Barth-Cormier

Umpires/Referees
Signature [Signature]
Signature [Signature]
Signature [Signature]

Score 14 to 8

Name Michael Godie Club _____
Name [Signature] Club _____
Name _____ Club _____

1st Named Team Glennelg

2nd Named Team BRIGHTON

| LSA No. | No. | Initials | Surname (In Alphabetical Order) | Penal | Assist | Goals | | | | Total | LSA No. | No. | Initials | Surname (In Alphabetical Order) | Penal | Assist | Goals | | | | Total | | |
|---------|-----|----------|---------------------------------|-------|--------|---------------|---|---|---|-------|---------|-----|----------|---------------------------------|-------|--------|-------|---------------|----|---|-------|--|--|
| | | | | | | 1 | 2 | 3 | 4 | | | | | | | | 1 | 2 | 3 | 4 | | | |
| | 5 | Re | ALFORD | | | | | | | | 3 | C | ADAMS | | 11 | | | | | 1 | 2-1 | | |
| | 6 | Ry | ALFORD | | 1 | | | | | -1 | 11 | M | COLE | 1 | | | | | | 1 | 3-0 | | |
| | 2 | S | DINNING | | 1 | | | | | -1 | 10 | G | ELLISS | 11 | 1 | | | | | | 0-1 | | |
| | 11 | A | FITZSIMONS | | | | | | 1 | 1-0 | 19 | S | HILL | | | | | | 1 | 1 | 2-0 | | |
| | 3 | A | GIKAS | 1 | 1 | | | | | | 4 | S | LAMBERT | | | | | | 1 | | 1-0 | | |
| | 10 | J | KILLEN | | 1 | 1 | 1 | | | 2-1 | 9 | B | LEE | 11 | | | | | | | | | |
| | 15 | M | KOLEN | | | | | | | | 2 | T | LEE | | | | | | | | | | |
| | 12 | N | KYRATZOUKIS | 1 | | | | | | | 7 | C | LINDNER | 1 | | | | | | | | | |
| | 4 | J | SEARLE | 1 | | | | | | | 14 | SAM | MACINNON | | | | | | | | | | |
| | 17 | A | SEMMLER | | | | 1 | 1 | | 2-0 | 1 | C | O'BRIEN | | | | | | 11 | | 3-0 | | |
| | 1 | S | SMITH | 1 | | | | | | | 13 | G | REVELL | | | | | | | | | | |
| | 16 | C | STEVENS | 1 | 1 | | 1 | | | 2-1 | 6 | D | SHINNICK | 11 | 1 | | | | | | 0-1 | | |
| | 18 | D | STEVENS | | | | | | | | 5 | T | STEWART | 1 | | | | | 11 | | 2-0 | | |
| | 7 | N | WENT | T | | | | | | | 17 | C | TERRY | | | | | | 1 | | 1-0 | | |
| | 13 | C | WHITE | | | | 1 | 1 | | | 6 | D | TERRY | | | | | | | | | | |
| | | | | | | | | | | | | | | | | | | | | | | | |
| | | | | | | Totals | | | | | | | | | | | | Totals | | | | | |
| | | | | | | 1 2 2 3 8 | | | | | | | | | | | | 26 4 2 14 | | | | | |

Won by Brighton
 Signified Correct
 1st Named Team J. White
 2nd Named Team J. Bartholomew

Umpires/Referees
 Signature [Signature]
 Signature [Signature]
 Signature [Signature]

Score 8 to 14
 Name McLennan Goudie Club _____
 Name [Signature] Club _____
 Name _____ Club _____

OFFICIALS REPORT

Secretary
 Not Present Present
 Not Present Present

Time Clock
 Not Present Present

Green Card
 Not Present Present

Yellow Card
 Not Present Present

Red Card
 Not Present Present

Correct Starting Time
 Not Present Present

Correct Uniforms
 Not Present Present

Comments

Grounds Keeping
 Not Present Present



1st Named Team ETP

2nd Named Team START

| LSA No. | No. | Initials | Surname (In Alphabetical Order) | Penal | Assist | Goals | | | | Total | LSA No. | No. | Initials | Surname (In Alphabetical Order) | Penal | Assist | Goals | | | | Total | | | | | | | | |
|---------|-----|----------|---------------------------------|-------|--------|---------------|---|---|---|-------|---------|-----|---------------|---------------------------------|-------|--------|-------|---|---|---|---------------|--|--|--|---|---|---|---|----|
| | | | | | | 1 | 2 | 3 | 4 | | | | | | | | 1 | 2 | 3 | 4 | | | | | | | | | |
| | 23 | M | DENOTYER | | | | | | | | 3 | A | STONE (1) | 15 | | | 11 | 1 | | | 11 | | | | | | | | |
| | 33 | P | GRAY | | | | | | | | 22 | L | HOLLAND | 7 | | | | | | | | | | | | | | | |
| | 35 | A | LANG | | | | | 1 | | | 56 | J | REA | | | | | | | | | | | | | | | | |
| | 31 | S | LIM | | | 1 | 1 | 1 | 1 | | 18 | S | TRAVIS (3) | | | | | | | | | | | | | | | | |
| | 28 | L | LINDNER | | | | | | | | 42 | T | TUXFORD (2) | | | | 1 | 1 | 1 | | | | | | | | | | |
| | 2 | T | LINDNER | | | | | | | | 75 | B | MCFARLANE | | | | | | | | | | | | | | | | |
| | 34 | B | MAGNUS | 1 | | | | | | | 32 | A | TUCK | | | | | | | | | | | | | | | | |
| | 30 | A | MARAFFIOTTI | | | | | | | | | | J. JEFFERS | | | | | | | | | | | | | | | | |
| | 6 | T | POIAND | | 1 | | | 1 | 1 | | 53 | M | CAPRIOTTI (2) | 1 | 1 | | | | | | | | | | | | | | |
| | 18 | R | WIGHTMANN | 1 | | | | | | | 43 | D | HANFORD (4) | | | | 1 | 1 | 1 | 1 | 11 | | | | | | | | |
| | 37 | D | PLATT | 1 | | | | | | | 5 | P | FORBES | | | | | | | | | | | | | | | | |
| | 40 | J | MCCREE | 1 | | | | | | | 85 | D | BLAY | | | | | | | | | | | | | | | | |
| | 27 | S | G.II | | | | | | | | | M | | | | | | | | | | | | | | | | | |
| BBS | | | | | | | | | | | BBS | | | | | | | | | | | | | | | | | | |
| | | | | | | Totals | | | | 5 | 4 | 5 | 2 | 16 | | | | | | | Totals | | | | 6 | 4 | 2 | 4 | 16 |

Officials Report

Scorers
1st Team Yes No
2nd Team Yes No

Time Clock
Yes No

Green Card
Yes No

Yellow Card
Yes No

Red Card
Yes No

Correct Starting Time
Yes No

Correct Uniforms
1st Team Yes No
2nd Team Yes No

Comments

Coaches' Voting
Most Valuable Player (Senior & U17 Grades Only)

1. Name A. STONE
Club START No 5

2. Name J. LIA
Club ETP No 5

3. Name M. CAPRIOTTI
Club START No 5

(Both Coaches to sign)
Name one Club ETP
Signature [Signature]
Name ETP Club ETP
Signature [Signature]

Won by DRAW Umpires/Referees BBS Score 16 to 16

Signified Correct... Signature [Signature] Name Brian Barakat Club GLB

1st Named Team Boston Signature [Signature] Name JR Toole Club GLB

2nd Named Team KEFALON Signature _____ Name _____ Club _____



Report from F.T.P Club Date 2/7/11 Round 11 Grade DIV I

1st Named Team ETP

2nd Named Team STURT

| LSA No. | No. | Initials | Surname (In Alphabetical Order) | Penal | Assist | Goals | | | | Total | LSA No. | No. | Initials | Surname (In Alphabetical Order) | Penal | Assist | Goals | | | | Total | | | | | | | | | | | |
|---------|-----|----------|---------------------------------|-------|--------|-------|---|---|---|-------|---------|-----|---------------------|---------------------------------|-------|--------|-------|---|---|---|-------|--|--|--|--|--|--|--|--|--|--|--|
| | | | | | | 1 | 2 | 3 | 4 | | | | | | | | 1 | 2 | 3 | 4 | | | | | | | | | | | | |
| | | | S. RAY | | | | | | | | 3 | A | Stone | | | | | | | | | | | | | | | | | | | |
| | | | S. RAY | | | | | | | | 2 | L | holland | | | | | | | | | | | | | | | | | | | |
| | 23 | M | DE NOTYER | | | | | | | | 56 | J | Redd | | | | | | | | | | | | | | | | | | | |
| | 33 | P | GRAY | | | | | | 1 | | 18 | S | thaine | | | | | | | | | | | | | | | | | | | |
| | 35 | A | LANG | | | | | | 7 | | 42 | T | tuxford | | | | | | | | | | | | | | | | | | | |
| | 31 | S | LIM | | | | | | 7 | | 55 | B | McFarlane | | | | | | | | | | | | | | | | | | | |
| | 29 | C | LINDNER | | | | | | 2 | | 32 | A | TOCK | | | | | | | | | | | | | | | | | | | |
| | 2 | T | LINDNER | | | | | | 2 | | | | J. TROTT | | | | | | | | | | | | | | | | | | | |
| | | | F. LEGGOTT | | | | | | | | | | J. TROTT | | | | | | | | | | | | | | | | | | | |
| | 34 | B | MAGNUS | | | | | | | | 33 | M | capriotti | | | | | | | | | | | | | | | | | | | |
| | 30 | A | MARAFIOTI | | | | | | | | 43 | D | Wansford | | | | | | | | | | | | | | | | | | | |
| | 6 | T | POLAND | | | | | | 3 | | 5 | P | fords | | | | | | | | | | | | | | | | | | | |
| | | | A. VANDELIS | | | | | | | | | | | | | | | | | | | | | | | | | | | | | |
| | 18 | R | WIGHTMAN | | | | | | 2 | | | | | | | | | | | | | | | | | | | | | | | |
| | 37 | D | PLATI | | | | | | | | | | | | | | | | | | | | | | | | | | | | | |
| | 40 | J | Mcgee | | | | | | | | | | | | | | | | | | | | | | | | | | | | | |
| | 27 | S | GILL | | | | | | 1 | | | | | | | | | | | | | | | | | | | | | | | |

BRW

BRW

Totals 5 4 5 2 16

Totals 6 4 2 4 16

Won by DRAW
 Signified Correct...
 1st Named Team BOSTON
 2nd Named Team REFULL OAN

Umpires/Referees
 Signature BRW
 Signature [Signature]
 Signature

Score 16 to 16
 Name Brian Barr Club GLC
 Name J.R. Tolson Club GLC
 Name

Officials Report

Score: [] [] [] []

Time Clock: [] [] [] [] [] []

Green Card: [] [] [] []

Yellow Card: [] [] [] []

Red Card: [] [] [] []

Correct Starting Time: [] [] [] []

Correct Lineouts: [] [] [] [] [] []

Comments:

Coach's Name: [] [] [] [] [] []

White Copy to REGISTRAR Blue Copy to CLUB Yellow Copy to UMPIRES/REFEREES

1st Named Team Woodville

2nd Named Team Glenside

| LSA No. | No. | Initials | Surname (In Alphabetical Order) | Penal | Assist | Goals | | | | Total | LSA No. | No. | Initials | Surname (In Alphabetical Order) | Penal | Assist | Goals | | | | Total |
|-----------|-----|----------|---------------------------------|-------|--------|--------------|---|---|---|-------|---------------|-----|-------------|---------------------------------|-------|--------|---------------|---|---|---|-------|
| | | | | | | 1 | 2 | 3 | 4 | | | | | | | | 1 | 2 | 3 | 4 | |
| | 2 | G | Paull | 3 | | | | | | | 5 | R | Alford | 1 | | | | | | | |
| | 8 | M | ELLAS | 4 | | 1 | 1 | 1 | | | 17 | A | SEMMLER | 1 | | 1 | | | | 2 | |
| | 5 | II | OSWALD | | | | | | | | 3 | A | GIKAS | | | | | | | | |
| | 6 | D | HODAKINSON | 1 | | | | | | | 18 | D | STEVENS | | | | | | | | |
| | 12 | A | LEWIS | | | | | | | | 9 | M | CAMPBELL | | | | | | | | 1 |
| | 13 | A | FELEPPA | 2 | | | | | | | 16 | C | STEVENS | | | 1 | | | | 1 | |
| | 11 | J | PENA | 1 | | | | | | | 15 | M | KOLEN | 1 | | | | | | | |
| | 4 | J | WOOD | | | | | | | | 11 | A | FITZSIMONS | | | | | | | | |
| | 15 | J | WHITE | | | | | | | | 7 | N | WENT | | | | | | | | |
| | 10 | S | KRETSCHMER | | | | | | | | 1 | S | SMITH | | | | | | | | |
| | 9 | K | JOHNSON | | | 1 | | | | | 12 | N | KYRATZOUKIS | | | | | | | | |
| | 14 | A | HUNT | 5 | | | | | | | 10 | J | KILLEN | 1 | | | | | | | 1 |
| | 1 | J | HARRIS | | | | | | | | 14 | N | SOUTHWELL | | | | | | | | |
| | | | | | | | | | | | 4 | D | RAYANS | | | | | | | | 1 |
| | | | | | | | | | | | 8 | S | BELL | | | | | | | | |
| Time Outs | | | | | | Totals 03115 | | | | | Time Outs 1/2 | | | | | | Totals 212712 | | | | |

Officials Report

Secretary
 Not Present Yes No

Time Clock
 Not Present Yes No

Green Card
 Yes No

Yellow Card
 Yes No

Red Card
 Yes No

Correct Starting Field
 Yes No

Correct Uniforms
 Not Present Yes No

Comments

Coach's Voting
 Not Present Present

Won by Glenside Umpires/Referees S. RETALUCK Score _____ to _____
 Signified Correct... MRD Signature S. RETALUCK Name S. RETALUCK Club _____
 1st Named Team Paul White Signature [Signature] Name R. J. MORRISON Club [Club]
 2nd Named Team Paul White Signature _____ Name _____ Club _____



Report from GLENELG

Club WOODVILLE Date 2/7/11 Round 11 Grade Div 1 Mens / Womens

1st Named Team GLENELG

2nd Named Team WOODVILLE

| LSA No. | No. | Initials | Surname (In Alphabetical Order) | Penal | Assist | Goals | | | | Total | LSA No. | No. | Initials | Surname (In Alphabetical Order) | Penal | Assist | Goals | | | | Total | |
|-----------|-----|-------------|---------------------------------|-------|--------|------------------------|---|---|---|-------|-----------|-----|------------|---------------------------------|-------|--------|-------------------------|---|---|---|-------|---|
| | | | | | | 1 | 2 | 3 | 4 | | | | | | | | 1 | 2 | 3 | 4 | | |
| 5 | R | Aiford | (3) | | | | | | | 4-0 | 2 | G | Paull | | | | | | | | | 4 |
| 17 | A | Semmler | | | | | | | | | 8 | M | Elliss | | | | | | | | | |
| 3 | A | Gikas | | | | | | | | | 5 | J | Oswald | | | | | | | | | |
| 18 | D | Stevens | | | | | | | | 1-0 | 6 | D | Hodgkinson | | | | | | | | | |
| 9 | M | Campbell | | | | | | | | | 12 | A | Lewis | | | | | | | | | |
| 16 | C | Stevens | (5) | | | | | | | 5-0 | 13 | A | Feleppa | | | | | | | | | |
| 15 | M | Kolen | | T | | | | | | | 11 | J | Pena | | | | | | | | | |
| 11 | A | Fitzsimons | (1) | | | | | | | | 4 | J | Wood | | | | | | | | | |
| 7 | N | Went | (14) | | | | | | | | 15 | J | White | | | | | | | | | |
| 1 | S | Smith | | | | | | | | | 10 | S | Kretschmer | | | | | | | | | 1 |
| 12 | N | Kyratzoulis | | | | | | | | 1-0 | 9 | K | Johnson | | | | | | | | | 1 |
| 10 | J | Killen | | | | | | | | 0-1 | 14 | A | Hunt | | | | | | | | | |
| 14 | N | Southwell | | | | | | | | | 1 | J | Harris | | | | | | | | | |
| 4 | D | Ravans | (2) | | | | | | | | | | | | | | | | | | | |
| 8 | S | Bell | | | | | | | | | | | | | | | | | | | | |
| | | | | | | Totals 21 27 12 | | | | | | | | | | | Totals 0 3 1 1 5 | | | | | |
| Time Outs | | | | | | | | | | | Time Outs | | | | | | | | | | | |

Officials Report

Scorers
1st Team Yes No
2nd Team Yes No

Time Clock
Yes No

Green Card
Yes No

Yellow Card
Yes No

Red Card
Yes No

Correct Starting Time
Yes No

Correct Uniforms
1st Team Yes No
2nd Team Yes No

Comments

Coaches' Voting
Most Valuable Player
(Senior & U17 Grades Only)

1. Name G.C.C. Club G.C.C. No. 11
2. Name J. Harris Club W.C.C. No. 1
3. Name D. Ravans Club G.C.C. No. 9

(Both Coaches to sign)
Name [Signature] Club G.C.C.
Name [Signature] Club [Signature]
Signature [Signature]
Signature [Signature]

Won by GLENELG
Sifted Correct...
1st Named Team Paul White
2nd Named Team M R

Umpires/Referees
Signature [Signature] Name S RETALLICK Club
Signature [Signature] Name R [Signature] Club [Signature]
Signature Name Club



Report from NORTH ADELAIDE Club Date 2/7/11 Round _____ Grade DIV 1 Mens / Womens

1st Named Team Brighton

2nd Named Team NORTH ADELAIDE

| LSA No. | No. | Initials | Surname (In Alphabetical Order) | Penal | Assist | Goals | | | | Total | LSA No. | No. | Initials | Surname (In Alphabetical Order) | Penal | Assist | Goals | | | | Total | | |
|---------|-----|----------|---------------------------------|-------|--------|-------|---|---|---|---------------|---------|-----|-------------------|---------------------------------|-------|--------|-------|--------------|---|---|-------|--|--|
| | | | | | | 1 | 2 | 3 | 4 | | | | | | | | 1 | 2 | 3 | 4 | | | |
| | 17 | C | ADAMS | | | | | | | 3 | | 28 | ACKERS Jeff | | | | | | | | | | |
| | 3 | M | COLE | | | | | | | 2 | | 18 | CHARLES Ben | ① | | | | | | | | | |
| | 13 | G | REVELL | | | | | | | 4 | | 31 | CHARLES Jason | | | | | | | | | | |
| | 10 | S | HILL | | | | | | | | | 32 | COX Jordan | ④ | | | | | | | | | |
| | 9 | B | LEE | | | | | | | | | 34 | ELLIOTT Osgo | | | | | | | | | | |
| | 2 | L | LEE | | | | | | | | | 34 | ELLIOTT Osgo | | | | | | | | | | |
| | 5 | S | LAMBERT | | | | | | | | | 6 | KLAUITTER Michael | | | | | | | | | | |
| | 7 | C | LINDNER | | | | | | | 5 | | 38 | LEFIK Alex | | | | | | | | | | |
| | 8 | P | KENNE | | | | | | | | | 37 | MAYMAN Chris | ② | | | | | | | | | |
| | 1 | N | O'BRIEN | | | | | | | | | 30 | MAYMAN Steve | | | | | | | | | | |
| | 4 | D | SHINNICK | | | | | | | | | 15 | MORRIS Tony | | | | | | | | | | |
| | 11 | T | RATSCM | | | | | | | | | 25 | SANDERS Adam | | | | | | | | | | |
| | 19 | C | TERRY | | | | | | | | | 19 | SEWELL Axel | ③ | | | | | | | | | |
| | 6 | D | TERRY | | | | | | | | | 10 | THORPE Daniel | | | | | | | | | | |
| | 16 | M | ELLIOTT | | | | | | | | | | | | | | | | | | | | |
| | | | | | | | | | | Totals | | | | | | | | 12014 | | | | | |

Officials Report

Scorers
 1st Team Yes No
 2nd Team Yes No

Time Clock
 Yes No

Green Card
 Yes No

Yellow Card
 Yes No

Red Card
 Yes No

Correct Starting Time
 Yes No

Correct Uniforms
 1st Team Yes No
 2nd Team Yes No

Comments

Coaches' Voting
 Most Valuable Player
 (Senior & U17 Grades Only)

1. Name.....
 Club.....No.....

2. Name.....
 Club.....No.....

3. Name.....
 Club.....No.....

(Both Coaches to sign)
 Name.....Club.....
 Signature.....
 Name.....Club.....
 Signature.....

Won by BRIGHTON
 Signified Correct...
 1st Named Team Brighton
 2nd Named Team NORTH ADELAIDE

Umpires/Referees
 Signature [Signature]
 Signature [Signature]
 Signature [Signature]

Score 25 to 4
 Name [Signature] Club _____
 Name [Signature] Club _____
 Name _____ Club _____



Report from Burnside Club Date 2/7/11 Round 46 Grade Dist Mens/Womens

1st Named Team Burnside

2nd Named Team West Torrens

| LSA No. | No. | Initials | Surname (In Alphabetical Order) | Penal | Assist | Goals | | | | Total | LSA No. | No. | Initials | Surname (In Alphabetical Order) | Penal | Assist | Goals | | | | Total | | | | | | | | | | | | | | | | | | |
|---------|-----|----------|---------------------------------|-------|--------|---------------|---|---|---|-----------|----------|----------|-----------|---------------------------------|----------|--------|-------|---|---|---------------|----------|----------|----------|----------|----------|--|--|--|--|--|--|--|--|--|--|--|--|--|--|
| | | | | | | 1 | 2 | 3 | 4 | | | | | | | | 1 | 2 | 3 | 4 | | | | | | | | | | | | | | | | | | | |
| | 95 | N | Aston (5) | | | | 1 | | | 1 | | | 9 | m | Vallop | | | | | | | | | | | | | | | | | | | | | | | | |
| | 5 | OS | Brown | | | | 1 | | | 1 | | | 14 | P | Mundy | | | | | | | | | | | | | | | | | | | | | | | | |
| | 12 | C | Dindler (3) | | | | 1 | | 1 | 2 | | | 4 | W | Little | | | | | | | | | | | | | | | | | | | | | | | | |
| | 55 | T | Graham | | | | | | | 1 | | | 25 | m | Elliot | | | | | | | | | | | | | | | | | | | | | | | | |
| | 21 | K | Hill | | | | | | | 1 | | | 10 | m | Harwood | | | | | | | | | | | | | | | | | | | | | | | | |
| | | | Wood | | | | | | | | | | 41 | S | Horton | | | | | | | | | | | | | | | | | | | | | | | | |
| | 99 | T | Hood | | | | | | | | | | 19 | m | McNeill | | | | | | | | | | | | | | | | | | | | | | | | |
| | 72 | D | Kildenny | | | | | | | 2 | | | 6 | J | Hartley | | | | | | | | | | | | | | | | | | | | | | | | |
| | 88 | C | Loukes | | | | | | | 2 | | | 8 | C | Shepherd | | | | | | | | | | | | | | | | | | | | | | | | |
| | 24 | B | Martin | | | | | | | 2 | | | 23 | m | Dalpato | | | | | | | | | | | | | | | | | | | | | | | | |
| | 81 | A | Melbergs-Ros (4) | | | | | | | | | | 36 | D | Thatcher | | | | | | | | | | | | | | | | | | | | | | | | |
| | 3 | S | Olesen (2) | | | | | | | | | | 3 | D | Komman | | | | | | | | | | | | | | | | | | | | | | | | |
| | 91 | A | Phillips (1) | | | | | | | | | | 35 | O | Dehero | | | | | | | | | | | | | | | | | | | | | | | | |
| | 92 | M | Tocker | | | | | | | 4 | | | | | T | mae | | | | | | | | | | | | | | | | | | | | | | | |
| | 4 | T | Watts | | | | | | | 3 | | | 11 | m | Hartley | | | | | | | | | | | | | | | | | | | | | | | | |
| | | | knocked in | | | | | | | 1 | | | | | | | | | | | | | | | | | | | | | | | | | | | | | |
| | | | | | | Totals | | | | 27 | 4 | 4 | 17 | | | | | | | Totals | 1 | 1 | 3 | 2 | 7 | | | | | | | | | | | | | | |

Officials Report

Scorers
 1st Team Yes No
 2nd Team Yes No

Time Clock
 Yes No

Green Card
 Yes No

Yellow Card
 Yes No

Red Card
 Yes No

Correct Starting Time
 Yes No

Correct Uniforms
 1st Team Yes No
 2nd Team Yes No

Comments

Coaches' Voting
 Most Valuable Player (Senior & U17 Grades Only)

1. Name _____ Club _____ No _____
 2. Name _____ Club _____ No _____
 3. Name _____ Club _____ No _____

(Both Coaches to sign)
 Name _____ Club _____
 Signature _____
 Name _____ Club _____
 Signature _____

Won by Burnside Umpires/Referees _____
 Score 17 to 7
 Signified Correct... Name Gavin Tabe Club N/A
 1st Named Team OS Brown Name OS Brown Club OS Brown
 2nd Named Team West Torrens Name _____ Club _____
 Signature _____

1st Named Team WEST TORRENS

2nd Named Team BURNSIDE

| LSA No. | No. | Initials | Surname (In Alphabetical Order) | Penal | Assist | Goals | | | | Total | LSA No. | No. | Initials | Surname (In Alphabetical Order) | Penal | Assist | Goals | | | | Total | | | | | | | | | | | | | |
|---------------|-----|----------|---------------------------------|-------|--------|-------|---|---|---|-------|---------|-----|-------------------|---------------------------------|-------|--------|-------|---|---|---|-------|---|---|--|--|--|---|--|--|--|---|--|--|--|
| | | | | | | 1 | 2 | 3 | 4 | | | | | | | | 1 | 2 | 3 | 4 | | | | | | | | | | | | | | |
| | 9 | M | Yallop | | | | | | | | 95 | N | Aston | | | | 1 | | | | 1 | | | | | | | | | | | | | |
| | 14 | P | Mundy | | | | | | | | 5 | SJ | Brown | | | | | 1 | | | | 1 | | | | | | | | | | | | |
| | 4 | W | Little | | | | | | | | 12 | C | Dindler | | | 1 | | 1 | | | | 2 | | | | | | | | | | | | |
| | 25 | M | Elliot | | | | | | | | 55 | T | Graham | | | | | | | | | 1 | | | | | | | | | | | | |
| ② | 10 | M | Larwood | | | | | | 1 | | 21 | K | Hill | | | | | | | | | 1 | | | | | | | | | | | | |
| | 41 | S | Horton | | | | | | | | | | L Hood | | | | | | | | | | | | | | | | | | | | | |
| | | | | | | | | | | | 93 | T | Hood | | | | | | | | | | | | | | | | | | | | | |
| | | | | | | | | | | | 72 | D | Kilderry | | | | | | | | | 2 | | | | | | | | | | | | |
| ① | 19 | M | Mulhull | | | | | | | | 88 | C | Lowkes | | 1 | | | 1 | | | | 2 | | | | | | | | | | | | |
| ③ | 6 | J | Harley | | | | | | | | 24 | B | Martin | | | | | | | | | 2 | | | | | | | | | | | | |
| | 8 | C | Shepard | | | | | | | | 81 | A | Melber 2-Roz | | | | | | | | | | | | | | | | | | | | | |
| | 23 | M | Volpato | | | | | | 2 | | 3 | S | Olesen | | | | | | | | | | | | | | | | | | | | | |
| | 36 | D | Thatcher | | | | | | | | 91 | A | Phillips | | | | | | | | | | | | | | | | | | | | | |
| | 3 | D | Lomman | | | | | | 1 | | 92 | M | Tucker | | | | | | | | | 4 | | | | | | | | | | | | |
| | 35 | O | Velero | | | | | | | | 4 | T | Watts | | | | | | | | | 3 | | | | | | | | | | | | |
| | | | S Bennett | | | | | | | | | | | | | | | | | | | | | | | | | | | | | | | |
| | | | I Mac | | | | | | 3 | | | | knocked in | | | | | | | | | | | | | | | | | | | | | |
| | 11 | M | Harley | | | | | | | | | | | | | | | | | | | | | | | | | | | | | | | |
| Totals | | | | | | | | | | | 1 | | | | 3 | | | | 2 | | | | 7 | | | | 4 | | | | 7 | | | |

Officials Report

Scorers: _____
 Time Clock: _____
 Ground Card: _____
 Yellow Card: _____
 Red Card: _____
 Correct Starting Time: _____
 Correct Uniforms: _____
 Comments: _____
 Coach's Name: _____
 Club: _____

Won by BURNSIDE
 Signified Correct...
 1st Named Team WEST TORRENS
 2nd Named Team BURNSIDE

Umpires/Referees
 Signature: _____
 Signature: _____
 Signature: _____

Score 17 to 7
 Name: GAVIN TAPB Club: N/A
 Name: _____ Club: _____
 Name: _____ Club: _____



1st Named Team

BURNSIDE

2nd Named Team

NORTH ADELAIDE

| LSA No. | No. | Initials | Surname (In Alphabetical Order) | Penal | Assist | Goals | | | | Total | LSA No. | No. | Initials | Surname (In Alphabetical Order) | Penal | Assist | Goals | | | | Total | |
|---------|-----|----------|---------------------------------|-------|--------|---------------|---|---|---|-------|-----------|-----|---------------------------|---------------------------------|-------|--------|---------------|---|---|---|-------|---|
| | | | | | | 1 | 2 | 3 | 4 | | | | | | | | 1 | 2 | 3 | 4 | | |
| | 5 | OJ | BROWN (1) | | | | | | | | 28 | J | ACKERS | | | | | | | | | |
| | 10 | A | BURFORD | T | | | | | 3 | | 18 | B | CHARLES | | | | | | | | | |
| | 90 | M | CAPAROSI | | | | | | | | 31 | J | CHARLES (5) | | | | | | | | | |
| | 55 | T | GRAHAM | | | | | | | | 32 | J | COX | | | | | | | | | 1 |
| | 93 | T | HOOD | | | | | | | | 12 | R | GASPARI (4) | T | | | | | | | 4 | |
| | 72 | D | KILDERRY (2) | | | | | | | | 6 | M | KLAWITTER (19) | | | | | | | | | |
| | 88 | C | LOUKES (1) | | | | | | 6 | | 33 | A | LEFIK (3) | | | | | | | | | |
| | 24 | B | MARTIN (3) | | | | | | 2 | | 37 | C | MAYMAN | | | | | | | | | |
| | 81 | A | MELBERGS | | | | | | | | 30 | S | MAYMAN | | | | | | | | | |
| | 91 | A | NEVILLE | | | | | | | | 8 | J | MORRIS | | | | | | | | | |
| | 3 | S | OLESEN (5) | | | | | | | | 26 | S | MORRIS | | | | | | | | | |
| | 94 | A | PHILLIPS | | | | | | | | 15 | T | MORRIS (2) | | | | | | | | | |
| | 92 | M | TUCKER | | | | | | | | 23 | S | ROBERTS (1) | | | | | | | | | |
| | 4 | T | WATTS (4) | | | | | | 4 | | 25 | A | SANDERS | | | | | | | | | 1 |
| | 11 | M | BAKER | | | | | | | | 9 | H | SWAINE | | | | | | | | | |
| | | | | | | Totals | | | | | | | | | | | Totals | | | | | |
| | | | | | | 4 | 1 | 7 | 3 | 15 | Time Outs | | | | | | 1 | 0 | 1 | 4 | 6 | |

Officials Report

Scorers: [] [] [] [] [] [] [] [] [] []

Time Counts: [] [] [] [] [] [] [] [] [] []

Green Card: [] [] [] [] [] [] [] [] [] []

Yellow Card: [] [] [] [] [] [] [] [] [] []

Red Card: [] [] [] [] [] [] [] [] [] []

Contact Starting Time: [] [] [] [] [] [] [] [] [] []

Contact Duration: [] [] [] [] [] [] [] [] [] []

Comments:

Coaching Notes:

Won by BURNSIDE

Signified Correct... [Signature]

1st Named Team [Signature]

2nd Named Team [Signature]

Umpires/Referees

Signature [Signature]

Signature [Signature]

Signature [Signature]



Score 15 to 6

Name BRIAN BARTON Club GLC

Name M HOGAN Club WLC

Name _____ Club _____

1st Named Team Burnside 2nd Named Team Nash Adelaide

| LSA No. | No. | Initials | Surname (In Alphabetical Order) | Penal | Assist | Goals | | | | Total | LSA No. | No. | Initials | Surname (In Alphabetical Order) | Penal | Assist | Goals | | | | Total |
|--|-----|----------|---------------------------------|-------|--------|-------|-----|----|----|--|---------|-----|-----------|---------------------------------|-------|--------|-------|---|-----|---|-------|
| | | | | | | 1 | 2 | 3 | 4 | | | | | | | | 1 | 2 | 3 | 4 | |
| | 5 | AS | Brown | | | | | | | | 28 | J | Acker | 1 | | | | | | | |
| | 10 | A | Barford (3) | T | II | II | I | | 3 | | 18 | B | Charles | | | | | | | | |
| | 90 | M | Caprossi | I | | | | | | | 31 | J | Charles | | I | | | | | | |
| | 88 | T | Graham | | | | | | | | 32 | J | Cox | | | | | I | | | 1 |
| | 93 | T | Hood | T | | | | | | | 12 | R | Gaspari | T | | I | | | III | | 4 |
| | 72 | D | Kildery (2) | | | | | | | | 6 | M | Klawitter | II | | | | | | | |
| | 88 | C | Lawler (1) | | III | I | I | II | II | 6 | 33 | D | Lefik | | | | | | | | |
| | 24 | R | Martin | | | | I | I | 2 | | 37 | C | Mayman | | | | | | | | |
| | 81 | A | Melbergs | | | | | | | | 30 | S | Mayman | | | | | | | | |
| | 91 | A | Neville | I | | | | | | | 8 | J | Morris | | | | | | | | |
| | 3 | S | Olesen (5) | | | | | | | | 26 | S | Morris | | | | | | | | |
| | 94 | A | Phillips (4) | | | | | | | | 15 | T | Morris | | | | | | | | |
| | 92 | M | Toelen | | | | | | | | 23 | S | Roberts | | | | | | | | |
| | 4 | T | Watt | | I | I | III | | 4 | | 25 | D | Sanders | | | | | | | I | 1 |
| | 11 | M | Baker | | I | | | | | | 9 | H | Suzanne | I | | | | | | | |
|  | | | | | | | | | |  | | | | | | | | | | | |
| Time Outs <input checked="" type="checkbox"/> | | | | | | | | | | Time Outs <input type="checkbox"/> | | | | | | | | | | | |
| Totals 4 1 7 3 15 | | | | | | | | | | Totals 1 0 1 4 6 | | | | | | | | | | | |

Won by Burnside
 Signified Correct...
 1st Named Team B Burnside
 2nd Named Team Nash Adelaide

Umpires/Referees
 Signature B Burnside Name B BARTLET Club GLC
 Signature M Hogan Name M HOGAN Club WCC
 Signature _____ Name _____ Club _____

Officials Report

Scorers
 1st Team Yes No
 2nd Team Yes No

Time Clock
 Yes No

Green Card
 Yes No

Yellow Card
 Yes No

Red Card
 Yes No

Correct Starting Time
 Yes No

Correct Uniforms
 1st Team Yes No
 2nd Team Yes No

Comments

Coaches' Voting
 Most Valuable Player (Senior & U17 Grades Only)
 1. Name _____ Club _____
 2. Name _____ Club _____
 3. Name _____ Club _____
 (Both Coaches to sign)
 Name _____ Club _____
 Signature _____
 Name _____ Club _____
 Signature _____



Report from GLENELL Club Date 23-7-1 Round _____ Grade Div 1 Mens/Womens

1st Named Team GLENELL 2nd Named Team ADELAIDE UNIVERSITY

| LSA No. | No. | Initials | Surname (In Alphabetical Order) | Penal | Assist | Goals | | | | Total | LSA No. | No. | Initials | Surname (In Alphabetical Order) | Penal | Assist | Goals | | | | Total | | | | | | | | | | | | | | | | | | |
|---------|-----|----------|---------------------------------|-------|--------|--------|---|---|---|-------|---------|-----|----------|---------------------------------|----------|--------|-------|---|---|---|--------|--|--|--|---|---|---|---|---|--|--|--|--|--|--|--|--|--|--|
| | | | | | | 1 | 2 | 3 | 4 | | | | | | | | 1 | 2 | 3 | 4 | | | | | | | | | | | | | | | | | | | |
| | 5 | R | ALFORD | | | | | | | 1 | | | 14 | R | BAILEY | | | | | | | | | | | | | | | | | | | | | | | | |
| | 4 | T | BARTLETT (2) | | | | | | | 2 | | | 17 | A | COOPER | T | | | | | | | | | | | | | | | | | | | | | | | |
| | 6 | S | DINNING | | | | | | | 2 | | | 8 | A | CROCKER | | | | | | | | | | | | | | | | | | | | | | | | |
| | 3 | A | GIKAS | | | | | | | 2 | | | 16 | H | GRAHAM | | | | | | | | | | | | | | | | | | | | | | | | |
| | 10 | J | KILLEN (1) | T | | | | | | 3 | | | 9 | A | BOBROFF | T | | | | | | | | | | | | | | | | | | | | | | | |
| | 15 | M | KOLEN (5) | | | | | | | 2 | | | 23 | M | KENEFECK | | | | | | | | | | | | | | | | | | | | | | | | |
| | 12 | N | KYR | | | | | | | | | | 11 | J | LOVAT | | | | | | | | | | | | | | | | | | | | | | | | |
| | 17 | A | SEMMLER | | | * | | | | 5 | | | 4 | O | LOVAT | | | | | | | | | | | | | | | | | | | | | | | | |
| | | | E STEVENS | | | | | | | | | | 15 | J | ROLAND | T | | | | | | | | | | | | | | | | | | | | | | | |
| | 18 | D | STEVENS | | | | | | | | | | 6 | J | SCHULTE | | | | | | | | | | | | | | | | | | | | | | | | |
| | 7 | N | WENT | | | | | | | | | | 5 | S | WERN | | | | | | | | | | | | | | | | | | | | | | | | |
| | 11 | M | STILLOE | | | | | | | | | | 13 | D | WALTON | | | | | | | | | | | | | | | | | | | | | | | | |
| | 13 | C | WHITE (3) | | | | | | | 5 | | | 55 | P | WISE | | | | | | | | | | | | | | | | | | | | | | | | |
| | 2 | P | WHITE (4) | | | | | | | | | | 3 | D | BURFORD | T | | | | | | | | | | | | | | | | | | | | | | | |
| | 1 | S | SMITH | | | | | | | | | | | | | | | | | | | | | | | | | | | | | | | | | | | | |
| | 14 | N | SOUTHWELL | | | | | | | | | | | | | | | | | | | | | | | | | | | | | | | | | | | | |
| | | | | | | Totals | | | | 3 | 4 | 7 | 4 | 18 | | | | | | | Totals | | | | 2 | 1 | 1 | 1 | 5 | | | | | | | | | | |

Time Outs

Time Outs

Won by GLENELL

Signified Correct...

1st Named Team

2nd Named Team

Umpires/Referees

Signature [Signature]

Signature [Signature]

Signature _____

Score 18 to 5

Name Robin Club _____

Name B. Edwards Club Bzn

Name _____ Club _____

Officials Report

Scorers
 1st Name: _____ No. _____
 2nd Name: _____ No. _____

Time Check
 Time: _____ No. _____

Green Card
 No. _____ No. _____

Yellow Card
 No. _____ No. _____

Red Card
 No. _____ No. _____

Correct Starting Time
 Yes No

Ground Unusable
 Yes No

Comments

Coaching Notes
 (This section is mostly illegible due to scanning quality)

1st Named Team Adelaide University

2nd Named Team Glenelg

| LSA No. | No. | Initials | Surname (In Alphabetical Order) | Penal | Assist | Goals | | | | Total | LSA No. | No. | Initials | Surname (In Alphabetical Order) | Penal | Assist | Goals | | | | Total | | |
|-----------|-----|----------|---------------------------------|-------|--------|---------------------------------|---|---|---|-------|---------|---|-----------|---------------------------------|-------|--------|----------------------------------|---|---|---|-------|--|--|
| | | | | | | 1 | 2 | 3 | 4 | | | | | | | | 1 | 2 | 3 | 4 | | | |
| | 14 | R | Bailey | | | | | | | | 5 | R | Alford | | | | | | | | | | |
| | 17 | A | Cooper | T | | | | | | | 4 | T | Bartlett | | | | | | | | | | |
| | 8 | A | Croker | | | | | | | | 6 | S | Dinning | | | | | | | | | | |
| | 16 | H | Graham | | | | | | | | 3 | A | Gikas | | | | | | | | | | |
| | 91 | A | Bobroff | T | | | | | | | 10 | J | Killen | T | | | | | | | | | |
| | 23 | M | Kenefick | | | | | | | | 15 | M | Kolen | | | | | | | | | | |
| | 11 | J | Lovat | (2) | | | | | | | 12 | N | Kyr | | | | | | | | | | |
| | 4 | O | Lovat | (4) | | | | | | | 17 | A | Semmler | | | | | | | | | | |
| | 10 | R | O'Connor | | | | | | | | 18 | D | Stevens | | | | | | | | | | |
| | 15 | J | Roland | T | | | | | | | 7 | N | Went | | | | | | | | | | |
| | 6 | J | Schulte | (5) | | | | | | | 11 | M | Stilloe | | | | | | | | | | |
| | 5 | S | Uern | (1) | | | | 2 | | | 13 | C | White | | | | | | | | | | |
| | 13 | D | Walton | | | | | | | | 2 | P | White | | | | | | | | | | |
| | 55 | P | Wise | | | | | | | | 1 | S | Smith | | | | | | | | | | |
| | 3 | D | Burford | (3) | T | | | | | | 14 | N | Southwell | | | | | | | | | | |
| | | | | | | Totals 2 1 1 1 5 | | | | | | | | | | | Totals 3 4 7 4 18 | | | | | | |
| Time Outs | | | | | | | | | | | | Time Outs <input checked="" type="checkbox"/> | | | | | | | | | | | |

Officials Report

Scorers
1st Team Yes No
2nd Team Yes No

Time Clock
Yes No

Green Card
Yes No

Yellow Card
Yes No

Red Card
Yes No

Correct Starting Time
Yes No

Correct Uniforms
1st Team Yes No
2nd Team Yes No

Comments

Coaches' Voting
Most Valuable Player
(Senior & U17 Grades Only)

1. Name.....
Club.....No.....
2. Name.....
Club.....No.....
3. Name.....
Club.....No.....
(Both Coaches to sign)
Name.....Club.....
Signature.....
Name.....Club.....
Signature.....

Won by Glenelg Umpires/Referees Score 18 to 5
Signified Correct... Signature [Signature] Name [Signature] Club [Signature]
1st Named Team [Signature] Signature [Signature] Name [Signature] Club [Signature]
2nd Named Team Signature _____ Name _____ Club _____

1st Named Team Sturt 2nd Named Team Woodville

| LSA No. | No. | Initials | Surname (In Alphabetical Order) | Penal | Assist | Goals | | | | Total | LSA No. | No. | Initials | Surname (In Alphabetical Order) | Penal | Assist | Goals | | | | Total |
|---------|-----|----------|---------------------------------|-------|--------|---------------------------|---|---|---|-------|---------|-----|----------|---------------------------------|-------|-------------------------|-------|---|----|----|-------|
| | | | | | | 1 | 2 | 3 | 4 | | | | | | | | 1 | 2 | 3 | 4 | |
| | 3 | A | Stone | | | 1 | | | | | | 8 | M | ELLIS | 4 | | | | | 11 | |
| | 18 | M | ERKELENS | | | | | | | | | 2 | G | PAWLL | | | | | | | |
| | 56 | J | REA | | | | | | | | | 10 | S | KRATESCHMER | | | | | 1 | | |
| | 42 | T | Tuxford | | | 1 | 1 | | 1 | | | 14 | A | HUNT | | | 1 | | | | |
| | 18 | S | Thaine | | | | | | | | | 12 | A | LEIWS | | | | | | | |
| | 75 | B | McFarlane | | | | | | | | | 4 | M | RYAN | 1 | | | | | | |
| | 53 | M | CaPRIOITI | | | | | | | | | 19 | K | JOHNSON | | | | | | | |
| | 22 | C | Holland | 11 | | | | | | | | 5 | J | OSWALD | | | | | | | |
| | 43 | D | Hangford | | | 1 | 1 | | | | | 3 | L | OSWALD | 2 | | | | | | |
| | 41 | T | FALMOON | | | 1 | 1 | | | | | 15 | D | HODGKINSON | | | | | | | |
| | 16 | D | BLAY | | | | | | | | | 26 | A | FELLEPPA | 3 | | | | 11 | | |
| | 32 | N | tuck | | | | | 1 | | | | 11 | J | PENK | 5 | | | | | | |
| | 5 | P | Forbes | | | | | | | | | 7 | J | WOOD | | | | | | | |
| | | | | | | Totals 5 6 0 2 1 3 | | | | | | | | | | Totals 0 0 0 5 5 | | | | | |

Officials Report

Referee: Yes No
 Time Clock: Yes No
 Green Card: Yes No
 Yellow Card: Yes No
 Red Card: Yes No
 Correct Starting Time: Yes No
 Correct Uniforms: Yes No
 Comments: _____

Coach's Voting: _____

Won by Sturt Umpires/Referees Score 13 to 5
 Signified Correct. Signature [Signature] Name Shane Hobb Club WVC
 1st Named Team R. Falloon Signature [Signature] Name Cambridge Club _____
 2nd Named Team A. Richardson Signature _____ Name _____ Club _____

Report from STURT

Club STURT

Date 23/7/11

Round

Grade AM1

Match / Worksheet

1st Named Team STURT

2nd Named Team Woodville

| LSA No. | No. | Initials | Surname (In Alphabetical Order) | Penal | Assist | Goals | | | | Total | LSA No. | No. | Initials | Surname (In Alphabetical Order) | Penal | Assist | Goals | | | | Total |
|---------|-----|----------|---------------------------------|-------|--------|--------|----|---|----|--------|---------|-----|----------|---------------------------------|-------|--------|--------|---|---|----|-------|
| | | | | | | 1 | 2 | 3 | 4 | | | | | | | | 1 | 2 | 3 | 4 | |
| | 3 | A | STONE | | 11 | | | | 1 | 12 | | 8 | M | Ellis | 1 | | | | | 1 | 11 |
| | 18 | M | BARRENS (2) | | | | | | | | | 2 | G | Pavil | | | | | | | |
| | 56 | J | REA | | | | | | | | | 10 | S | Kratzschmer | | | | | | | 1 |
| | 42 | T | TUXFORD (4) | | | 1111 | | | 15 | | | 14 | A | Hunt | | | | | | | |
| | 18 | S | THAIN (5) | | | | | | | | | 12 | A | Leiras | 1 | | | | | | |
| | 75 | B | McFARLANE (3) | | | | | | | | | 4 | M | Ryan | | | | | | | |
| | 53 | M | CAPRIOTTI (1) | | | | | | | | | 9 | K | Johnson | 1 | | | | | | |
| | 22 | C | HOLLAND | 1 | | | | | | | | 5 | J | Oswald | 1 | | | | | | |
| | 43 | D | HANSFORD | | 11 | 11 | | | 32 | | | 3 | L | Oswald | | | | | | | |
| | 41 | T | FALCON | | 1 | 1 | 11 | | 31 | | | 15 | D | Hodgkinson | | | | | | | |
| | 16 | D | BLAY | | | | | | | | | 6 | A | Felleppa | 1 | | | | | 11 | |
| | 32 | N | TUCK | | | | | | 11 | | | 11 | U | Penn | | | | | | | |
| | 5 | P | FORBES | | | | | | | | | 7 | J | Wood | | | | | | | |
| | | | | | | Totals | | | | 560213 | | | | | | | Totals | | | | 00055 |

Officials Report

Referee: Yes No
 Line Judge: Yes No
 Time Clock: Yes No
 Green Card: Yes No
 Yellow Card: Yes No
 Red Card: Yes No
 Correct Starting Time: Yes No
 Correct Uniforms: Yes No
 Comments:

Officials: Yes No
 Referee: Yes No
 Line Judge: Yes No
 Time Clock: Yes No
 Green Card: Yes No
 Yellow Card: Yes No
 Red Card: Yes No
 Correct Starting Time: Yes No
 Correct Uniforms: Yes No
 Comments:

Won by Sturt

Signified Correct...

1st Named Team D. Falcon

2nd Named Team M. Forbess

Umpires/Referees

Signature [Signature]

Signature [Signature]

Signature [Signature]

Score 13 to 5

Name Shane Abbott Club WVC

Name Campbell Club

Name Club



Report from West Torrens Club

Date 23/7/11

Grade DIV 1 (Mens) / (Womens)

West Torrens

2nd Named Team BRIGHTON

| LSA No. | No. | Initials | Surname (In Alphabetical Order) | Penal | Assist | Goals | | | | Total | LSA No. | No. | Initials | Surname (In Alphabetical Order) | Penal | Assist | Goals | | | | Total |
|---------|-----|----------|---------------------------------|-------|--------|-------------------------|---|---|---|-------|---------|-----|----------|---------------------------------|-------|--------------------------|-------|---|---|----|-------|
| | | | | | | 1 | 2 | 3 | 4 | | | | | | | | 1 | 2 | 3 | 4 | |
| | 32 | J | RETAILICK (4) | 11 | | 1 | | | | 1 | | 10 | C | ADAMS | | | 1 | | | | 10 |
| | 19 | M | MURCHALL | | | | | | | 1 | | | M | COLE | | | | | | | 1 |
| | 29 | M | VOLPATO | | | | | | | | | | M | ELLIOTT | | | | | | | 1 |
| | 25 | M | ELIOT (5) | | | | | | | | | | G | ELISS | | | | | | | 1 |
| | 13 | M | YALLOP (2) | | | | | | | | | | T | ELISS | | | | | | 11 | 3 |
| | 14 | P | MUNDY | | | | | | | | | | S | HILL | | | | | | | 1 |
| | 6 | W | LITTLE | | | | | | | 2 | | | P | ICEKANE | | | | | | | |
| | 27 | B | STARK | | | | | | | | | | T | LEE | | | | | | | |
| | 41 | S | HORTON (1) | | | | | | | | | | C | LINDNER | | | | | | | |
| | 6 | J | MARLEY (3) | | | | | | | | | | G | REVELL | | | | | | | |
| | 17 | J | CLARK | | | | | | | | | | D | SHINNICK | | | | | | 11 | 5 |
| | | | | | | | | | | | | | T | STEWART | | | | | | | 1 |
| | | | | | | | | | | | | | C | TERRY | | | | | | | |
| | | | | | | | | | | | | | D | TERRY | | | | | | | |
| | | | | | | | | | | | | | A | WOLLASTON | | | | | | | |
| | | | | | | Totals 0 3 1 0 4 | | | | | | | | | | Totals 6 5 6 6 23 | | | | | |

Officials Report

Scorers
 1st Team Yes No
 2nd Team Yes No

Time Clock
 Yes No

Green Card
 Yes No

Yellow Card
 Yes No

Red Card
 Yes No

Correct Starting Time
 Yes No

Correct Uniforms
 1st Team Yes No
 2nd Team Yes No

Comments

Coaches' Voting
 Most Valuable Player (Senior & U17 Grades Only)

1. Name C. ADAMS
 Club BIN No. 10

2. Name S. HORTON
 Club WT No. 41

3. Name C. LINDNER
 Club BIN No. 7

(Both Coaches to sign)
 Name S. & Club WT
 Signature [Signature]
 Name C. ADAMS Club BIN
 Signature [Signature]

Time Outs 1 1 1 Score 23 to 4

Won by BRIGHTON Umpires/Referees Name P. McConomy Club _____
 Signature [Signature] Name _____ Club _____
 1st Named Team _____ Signature [Signature] Name I. Marchesan Club wcc
 2nd Named Team Balochomen Signature _____

1st Named Team WEST TORRENS

2nd Named Team BRIGHTON

| LSA No. | No. | Initials | Surname (In Alphabetical Order) | Penal | Assist | Goals | | | | Total | LSA No. | No. | Initials | Surname (In Alphabetical Order) | Penal | Assist | Goals | | | | Total |
|--|-----|----------|---------------------------------|-------|--------|---------------|---|---|---|-------|---------|-----|----------|---------------------------------|-------|--------|---------------|---|---|-----|-------|
| | | | | | | 1 | 2 | 3 | 4 | | | | | | | | 1 | 2 | 3 | 4 | |
| | 32 | J | RETALICK | 11 | | 1 | | | | 1 | | 10 | C | ADAMS | | 1 | 1 | 1 | 1 | 1 | 10 |
| | 19 | M | Mulhall | 1 | | | | | | | | 16 | M | COLE | | | | | | | |
| | 23 | M | Volpato | | | | 1 | | | 1 | | 4 | M | ELLIOTT | | | | | 1 | | 1-0 |
| | 25 | M | ELLIOT | | | | | | | | | 5 | G | ELLISS | | | | | 1 | | 1-0 |
| | 13 | M | YALLOP | | | | | | | | | 11 | T | ELLISS | 1 | | | | 1 | | 1-1 |
| | 14 | BP | LITTLE MURCH | | | | | | | | | 14 | S | HILL | 1 | 1 | | | 1 | 1 | 3-1 |
| | 4 | W | Little | | | 1 | | | | 2 | | 8 | P | KEANE | | | 1 | | | | 1-0 |
| | 27 | B | Stark | 1 | | | | | | | | 2 | T | LEE | 1 | | | | | | |
| | 41 | S | Horton | 1 | 1 | | | | | | | 7 | C | LINDNER | 1 | | | | | | |
| | 6 | Jac | Harvey | 1 | 1 | | | | | | | 13 | G | REVELL | | | | | | | |
| | 17 | J | Clark | 1 | | | | | | | | 17 | D | SHINNICK | | | | | | | |
| <div style="border: 1px solid black; width: 100%; height: 100%; transform: rotate(-45deg); opacity: 0.5;"></div> | | | | | | | | | | | | 9 | T | STEWART | 1 | 1 | 1 | 1 | 1 | 5-1 | |
| | | | | | | | | | | | | 19 | C | TERRY | | 1 | 1 | | | 1-1 | |
| | | | | | | | | | | | | 6 | D | TERRY | 1 | | | | | | |
| | | | | | | | | | | | | 3 | A | WOLLASTON | | | | | | | |
| <div style="border: 1px solid black; width: 100%; height: 100%; transform: rotate(-45deg); opacity: 0.5;"></div> | | | | | | | | | | | | | | | | | | | | | |
| | | | | | | | | | | | | | | | | | | | | | |
| | | | | | | Totals | | | | | | | | | | | Totals | | | | |
| | | | | | | -3 1-4 | | | | | | | | | | | 6 5 6 6 23 | | | | |

Won by Brighton
 Signified Correct...
 1st Named Team _____
 2nd Named Team J. Bartholomew

Umpires/Referees
 Signature _____
 Signature _____
 Signature _____

Score 4 to 23
 Name P.S. McEwen Club _____
 Name I. Marchesan Club WLC

Officials Report

Correct Start Time Yes No

Correct Line Numbers Yes No

Comments _____

Ground Keeping _____

Time Clock _____

Green Card _____

Yellow Card _____

Red Card _____

Correct Starting Time Yes No

Correct Line Numbers Yes No

Comments _____

Ground Keeping _____

Time Clock _____

Green Card _____

Yellow Card _____

Red Card _____



1st Named Team EAST TORRENS PAYNEHAM 2nd Named Team NORTH ADELAIDE

| LSA No. | No. | Initials | Surname (In Alphabetical Order) | Penal | Assist | Goals | | | | Total | LSA No. | No. | Initials | Surname (In Alphabetical Order) | Penal | Assist | Goals | | | | Total | | | | |
|---------|-----|----------|---------------------------------|-------|--------|---------------|---|---|---|-------|---------|-----|----------------|---------------------------------|-------|---------------|-------|---|---|---|-------|--|--|--|--|
| | | | | | | 1 | 2 | 3 | 4 | | | | | | | | 1 | 2 | 3 | 4 | | | | | |
| | 18 | S | DAWKINS | | | | | | | | 28 | J | ACKERS (C) | | | | | | | | | | | | |
| | 31 | M | den OTTER | 1 | | | | | | | 18 | B | CHARLES | | | | | | | | | | | | |
| | 25 | M | FRA SER | 1 | | | | | | | 31 | J | CHARLES. | | | | | | | | | | | | |
| | 33 | P | GAAY | | | | | | | | 32 | J | COX | | | | | | | | 2 | | | | |
| | 35 | A | LANG | | | | | | | | 38 | M | GOUDIE | | | | | | | | 4/4 | | | | |
| | 28 | C | LINDNER | | | | | | 1 | | 12 | * | GASPART | | | | | | | | | | | | |
| | 2 | T | LINDNER (PC) | | | | | | 1 | | 6 | M | KLA WITTER (C) | | | | | | | | | | | | |
| | 34 | B | MAGNUS | | | | | | | | 33 | A | LEFIK | | | | | | | | | | | | |
| | 30 | A | MARA FIOTI | | | | | | | | 30 | S | MATMAN | | | | | | | | 1/2 | | | | |
| | 40 | J | MC GEE | | | | | | | | 20 | P | MC CONNELL | | | | | | | | 2 | | | | |
| | 37 | D | PLATT | | | | | | | | 8 | J | MORRIS | | | | | | | | 2/2 | | | | |
| | | | A VANDELLIS | | | | | | | | 26 | S | MORRIS | | | | | | | | 1 | | | | |
| | 19 | L | VICKERY | | | | | | | | 15 | T | MORRIS | | | | | | | | 4 | | | | |
| | 23 | R | WIGHTMAN | | | | | | 1 | | 25 | A | SANDERS | | | | | | | | 1 | | | | |
| | | | | | | | | | | | 10 | D | THORPE | | | | | | | | | | | | |
| | | | | | | Totals | | | | | | | | | | Totals | | | | | | | | | |
| | | | | | | 1 0 0 1 2 | | | | | | | | | | 1 6 6 4 17 | | | | | | | | | |

Time Outs 1/1

Time Outs

Won by NORTH ADELAIDE

Signified Correct...

1st Named Team Boston

2nd Named Team

Umpires/Referees

Signature [Signature]

Signature [Signature]

Signature

Score 17 to 2

Name [Name] Club

Name [Name] Club

Name Club

Officials Report

Scorers
 1st Name
 2nd Name

Time Clock
 Yes
 No

Game Clock
 Yes
 No

Yellow Cards
 Yes
 No

Red Cards
 Yes
 No

Correct Scoring Time
 Yes
 No

Correct Limitations
 1st Name
 2nd Name
 Yes
 No

Comments

Exceeded 40mins
 Non-possible flag
 40mins 45mins

1st Name
 Club

2nd Name
 Club

3rd Name
 Club

4th Name
 Club

5th Name
 Club

6th Name
 Club

7th Name
 Club

8th Name
 Club

9th Name
 Club

10th Name
 Club

1st Named Team ETP 2nd Named Team N.A.

| LSA No. | No. | Initials | Surname (In Alphabetical Order) | Penal | Assist | Goals | | | | Total | LSA No. | No. | Initials | Surname (In Alphabetical Order) | Penal | Assist | Goals | | | | Total |
|---------|-----|----------|---------------------------------|-------|--------|-------------------------|---|---|---|-------|---------|-----|-----------|---------------------------------|-------|--------------------------|-------|---|---|---|-------|
| | | | | | | 1 | 2 | 3 | 4 | | | | | | | | 1 | 2 | 3 | 4 | |
| | 18 | S | DANKINS (4) | | | | | | | | 28 | J | ACKERS | | | | | | | | |
| | 21 | M | DENOTTER | | | | | | | | 18 | B | CHARLES | | | | | | | | |
| | 25 | M | FRASER | | | | | | | | 31 | J | CHARLES | | | | | | | | |
| | 33 | P | GRAY (5) | | | | | | | | 32 | J | COY | | | | | | | | |
| | 35 | A | LANG | | | | | | | | 36 | M | GOUDIE | | | | | | | | |
| | 28 | C | LINDNER (1) | | | | | | | | 12 | R | GASPART | | | | | | | | |
| | 2 | T | LINDNER (3) | | | | | | | | 6 | M | KLAWITTER | | | | | | | | |
| | 34 | B | MAGNUS | | | | | | | | 33 | A | LEFIK | | | | | | | | |
| | 30 | A | MARAFIOTI (5) | | | | | | | | 30 | S | MALMAN | | | | | | | | |
| | 40 | S | MCGEE | | | | | | | | 20 | P | MCCONNELL | | | | | | | | |
| | 37 | D | PLATT | | | | | | | | 8 | J | MORRIS | | | | | | | | |
| | | | A. WICKERS | | | | | | | | 26 | S | MORRIS | | | | | | | | |
| | 19 | L | VICKERY | | | | | | | | 15 | T | MORRIS | | | | | | | | |
| | 23 | R | WIGHTMAN (2) | | | | | | | | 25 | A | SANDERS | | | | | | | | |
| | | | | | | | | | | | 10 | D | THORPE | | | | | | | | |
| | | | | | | Totals 1 0 0 1 2 | | | | | | | | | | Totals 1 6 6 4 17 | | | | | |

Officials Report

Scorers: [] [] [] []

Time Clock: [] [] [] []

Ground Cards: [] [] [] []

Yellow Cards: [] [] [] []

Penal Cards: [] [] [] []

Ground Staffing Table: [] [] [] []

Ground Officials: [] [] [] []

Comments:

Captain's Meeting: [] [] [] []

Player's Meeting: [] [] [] []

Umpires/Referees: [] [] [] []

Club: [] [] [] []

Won by N.A.L.C. Umpires/Referees Score 17 to 2



Signified Correct... Signature [Signature] Name Robin Club _____

1st Named Team Boston Signature [Signature] Name Blair McConnelly Club _____

2nd Named Team Don Kelly Signature _____ Name _____ Club _____

1st Named Team BRIGHTON

2nd Named Team UNIVERSITY

| LSA No. | No. | Initials | Surname (In Alphabetical Order) | Penal | Assist | Goals | | | | Total | LSA No. | No. | Initials | Surname (In Alphabetical Order) | Penal | Assist | Goals | | | | Total | | | | | | | | |
|--|-----|----------|---------------------------------|-------|--------|-------|---|---|---|--|---------|--------------|--------------|---------------------------------|-------|--------|-----------|---|---|---|-------|--|--------|--|---|---|---|---|---|
| | | | | | | 1 | 2 | 3 | 4 | | | | | | | | 1 | 2 | 3 | 4 | | | | | | | | | |
| | 17 | C | ADAMS | | | | | | | 7-4 | | 91 | A | BOBROFF | | | | | | | | | | | | | | | |
| | 14 | M | COLE | | | | | | | 2-0 | | 17 | A | COOPER | | | | | | | 1 | | | | | | | | |
| | 11 | T | ELLISS | | | | | | | 1-0 | | 8 | A | CROKER | | | | | | | 1 | | | | | | | | |
| | 4 | S | HILL | | | | | | | 1-3 | | 16 | M | GRAHAM | | | | | | | | | | | | | | | |
| | 8 | P | KEANE | | | | | | | | | 23 | M | KENEFICK | | | | | | | | | | | | | | | |
| | 9 | B | LEE | | | | | | | 1-0 | | 11 | J | LOVAT | | | | | | | | | | | | | | | |
| | 2 | T | LEE | (3) | | | | | | | | 4 | O | LOVAT | | | | | | | 1 | | | | | | | | |
| | 7 | C | LINDNER | | | | | | | | | 10 | R | O'CONNOR | | | | | | | | | | | | | | | |
| | 5 | L | PERHAM | (1) | | | | | | 9-5 | | 6 | S | PHILLIPS | | | | | | | | | | | | | | | |
| | 13 | G | REVELL | | | | | | | | | 6 | J | SCHULTE | | | | | | | | | | | | | | | |
| | 6 | D | SHANNICK | | | | | | | | | 313 | D | WAXTON | | | | | | | | | | | | | | | |
| | 10 | T | SNOWBALL | (4) | | | | | | | | 55 | P | WISE | | | | | | | | | | | | | | | |
| | 3 | B | STUART | (5) | x | | | | | 1-1 | | 3 | D | BURFORD | | | | | | | | | | | | | | | |
| | 19 | C | TERRY | | | | | | | 6-0 | | 5 | S | VERN | | | | | | | 1 | | | | | | | | |
| | 6 | D | TERRY | (2) | | | | | | 1-0 | | | | | | | | | | | | | | | | | | | |
|  | | | | | | | | | |  | | | | | | | | | | | | | | | | | | | |
| Time Outs | | | | | | | | | | Totals | | 4 | 3 | 9 | 13 | 29 | Time Outs | | | | | | Totals | | 1 | 2 | 0 | 1 | 4 |

Won by Brighton

Signified Correct

1st Named Team J. Bartholomew

2nd Named Team Ca Pope

Umpires/Referees

Signature [Signature]

Signature [Signature]

Signature [Signature]

Score 29 to 4 ³ ₃

Name R MOLLISON

Name B BARTLETT

Name

Club ALRA

Club GLG

Club

Officials Report

Scorer: Yes No

Time Clock: Yes No

Green Card: Yes No

Yellow Card: Yes No

Red Card: Yes No

Correct Starting Time: Yes No

Correct Uniforms: Yes No

Comments:

Couchee: Yes No

Next Match: Yes No

Date: Yes No

Name: Yes No

Address: Yes No

Phone: Yes No

Post Code: Yes No

Signature: [Signature]

1st Named Team BRIGHTON

2nd Named Team ADELAIDE UNI

| LSA No. | No. | Initials | Surname (In Alphabetical Order) | Penal | Assist | Goals | | | | Total | LSA No. | No. | Initials | Surname (In Alphabetical Order) | Penal | Assist | Goals | | | | Total |
|---------|-----|----------|---------------------------------|-------|--------|-------|---|----|------|---|---------|---------------|--------------|---------------------------------|-------|--------|-------|---|---|---|-------|
| | | | | | | 1 | 2 | 3 | 4 | | | | | | | | 1 | 2 | 3 | 4 | |
| | 17 | C | ADAMS | | II | I | I | II | III | 7 | | 91 | A | BOBROFF | | | | | | | |
| | 14 | M | COLE | T | | | | I | I | 2 | | 17 | A | COOPER | TI | | | | | | I |
| | 11 | T | ELLISS | I | | I | | | | I | | 8 | A | CROKER | | | | | | | I |
| | 4 | S | HILL | | III | | | | | I | | 16 | H | GRAHAM | | | | | | | |
| | 8 | P | KEANE | | | | | | | | | 23 | M | KENEFFICK | | | | | | | |
| | 9 | B | LEE | | | | | | | I | | 11 | J | LOVAT | | | | | | | (8) |
| | 2 | T | LEE | I | | | | | | | | 4 | O | LOVAT | | | | | | | (2) |
| | 7 | C | LINDNER | I | | | | | | | | 10 | R | O'CONNOR | T | | | | | | |
| | 5 | L | PERHAM | | II | | | I | IIII | 9 | | 6 | S | PHILLIPS | | | | | | | |
| | 13 | G | REVELL | | | | | | | | | 6 | J | SCHULTE | I | | | | | | |
| | 6 | D | SHINNICK | | | | | | | I | | 5 | S | VERN | | | | | | | (4) |
| | 10 | T | SNOWBALL | | | | | | | | | 13 | D | WALTON | | | | | | | (7) |
| | 3 | B | STUART | T | I | I | | | | I | | 55 | P | WISE | | | | | | | (5) |
| | 19 | C | TERRY | | | I | | II | III | 6 | | 3 | D | BURFORD | I | | | | | | |
| | 6 | D | TERRY | | | | | | | | | | | | | | | | | | |
| | | | | | | | | | | <div style="display: flex; justify-content: space-between;"> Time Outs Totals 4 3 9 13 29 Time Outs Totals 1 2 0 1 4 </div> | | | | | | | | | | | |

Won by Brighton
 Signified Correct...
 1st Named Team J Bartholomew
 2nd Named Team ad Pope

Umpires/Referees
 Signature [Signature] Name Rob Morrison Club ANRA
 Signature [Signature] Name Bryan Barlett Club GLG
 Signature _____ Name _____ Club _____

Officials Report

Score: _____ to _____

Time Check: Yes No

Green Card: Yes No

Yellow Card: Yes No

Red Card: Yes No

Correct Starting Time: Yes No

Correct Uniforms: Yes No

Comments: _____

Coaches Meeting: Yes No

1st Named Team Woodville 2nd Named Team Burnside

| LSA No. | No. | Initials | Surname (In Alphabetical Order) | Penal | Assist | Goals | | | | Total | LSA No. | No. | Initials | Surname (In Alphabetical Order) | Penal | Assist | Goals | | | | Total | | | | | | | | | | | | | |
|-----------|-----|----------|---------------------------------|-------|--------|---------------|---|---|----|-------|---------|-----------|----------|---------------------------------|-------|------------|---------------|----|---|---|-------|----|----|----|---|----|--|--|--|--|--|--|---|---|
| | | | | | | 1 | 2 | 3 | 4 | | | | | | | | 1 | 2 | 3 | 4 | | | | | | | | | | | | | | |
| | 8 | M | Ellis | | | | | | 11 | | 3 | | 3 | EJ | Brown | | | | | | | | | | | | | | | | | | | |
| | 5 | J | Oswald | 1 | | | | | | | | | | 86 | T | Hood | 11 | | | | | | | | | | | | | | | | | |
| | 10 | S | Kretchmer | | 1 | | | | | | | | | 10 | A | Burford | 11 | 1 | | | | 11 | | | | | | | | | | | 2 | |
| | 11 | J | Pena | 1 | | | | | | | | | | 72 | D | Kilderry ② | | | | | | | | | | | | | | | | | | |
| | 12 | A | Leius | | | | | | | | | | | 63 | C | Hookes ④ | | 11 | | | | 11 | 11 | | | | | | | | | | | 4 |
| | 13 | K | Johnson | 1 | | | | | | | | | | 24 | B | Martin ① | 1 | | | 1 | | | | | | | | | | | | | 1 | |
| | 14 | A | Hunt | | 1 | | | | | | | | | 9 | A | Neville ③ | 11 | 1 | | | | | | | | | | | | | | | 1 | |
| | 3 | L | Oswald | | | | | | | | | | | 3 | S | Olesen | | | | 1 | | | | | | | | | | | | | | |
| | 4 | J | Wood | | | | | | | | | | | 58 | A | Phillips ③ | 1 | | | | 1 | | | | | | | | | | | | 1 | |
| | 6 | A | Felappa | | | | | | 1 | 1 | | | | 92 | M | Tucker | | | 1 | 1 | 1 | 1 | | | | | | | | | | | 3 | |
| | 9 | B | Ferrest | | | | | | | | | | | 4 | T | Watts | | 11 | | 1 | 1 | 1 | | 11 | | | | | | | | | 5 | |
| | 15 | D | Hodgkinson | 1 | | | | | | | | | | 17 | M | Caparossi | 1 | 11 | | | | | | | | | | | | | | | | |
| | 2 | G | Pawli | 1 | | | | | | | | | | 19 | J | Andres | 11 | | | | | | | | | | | | | | | | | |
| | | | | | | | | | | | | | | 55 | T | Graham | | | | | | | | | | | | | | | | | | |
| | | | | | | | | | | | | | | 87 | B | Jacobson | | | | | | | | | | | | | | | | | | |
| | | | | | | Totals | | | | | - | | | | | | Totals | | | | | 4 | 5 | 3 | 5 | 17 | | | | | | | | |
| Time Outs | | | | | | | | | | | | Time Outs | | | | | | | | | | | | | | | | | | | | | | |

Won by Burnside
 Signified Correct
 1st Named Team M. Richardson
 2nd Named Team J. Brown

Umpires/Referees
 Signature [Signature] Name P. McCarthy Club [Club]
 Signature [Signature] Name B. Edwards Club Bm

Score 17 to 4

Officials Report

Scorers
 1st Team Yes No
 2nd Team Yes No

Time Clock
 Yes No

Green Card
 Yes No

Yellow Card
 Yes No

Red Card
 Yes No

Correct Starting Time
 Yes No

Correct Uniforms
 1st Team Yes No
 2nd Team Yes No

Comments

Coaches' Voting
 Most Valuable Player (Senior & U17 Grades Only)

1. Name Club No.
 2. Name Club No.
 3. Name Club No.
 (Both Coaches to sign)
 Name Club
 Signature
 Name Club
 Signature

1st Named Team Woodville

2nd Named Team Burnside

| LSA No. | No. | Initials | Surname (In Alphabetical Order) | Penal | Assist | Goals | | | | Total | LSA No. | No. | Initials | Surname (In Alphabetical Order) | Penal | Assist | Goals | | | | Total | |
|---------|-----|----------|---------------------------------|-------|--------|-------------------------|---|----|---|-------|---------|-----|----------|---------------------------------|----------|--------------------------|-------|---|----|----|-------|----|
| | | | | | | 1 | 2 | 3 | 4 | | | | | | | | 1 | 2 | 3 | 4 | | |
| | 8 | M | ELLISS ① | | | | | 11 | 1 | | | | 5 | AJ | BROWER | | | | | | | |
| | 5 | J | OSWALD ④ | | | | | | | | | | 38 | T | HOOD | 11 | | | | | | |
| | 10 | S | KRECHMER | | 1 | | | | | | | | 10 | A | BURFORD | 11 | | | 11 | | | |
| | 11 | J | PENA | | | | | | | | | | 72 | D | KILDERRY | | | | | | | |
| | 12 | A | LEWIS | | | | | | | | | | 63 | C | LOUKES | | | | | 11 | 11 | |
| | 13 | K | JOHNSON #3 | | | | | | | | | | 24 | B | MARTIN | 1 | | 1 | | | | |
| | 14 | A | HUNT # | | 1 | | | | | | | | 9 | A | NEVILLE | 11 | | 1 | | | | |
| | 3 | L | OSWALD ② | | | | | | | | | | 3 | S | OLSEN | | | | | | | |
| | 4 | J | WOOD | | | | | | | | | | 58 | A | PHILLIPS | 1 | | | 1 | | | |
| | 6 | A | FALKAPPAL ⑤ | | | | | 1 | | | | | 42 | M | TUCKER | | | | 1 | 1 | 1 | |
| | 9 | B | FARREST S | | | | | | | | | | 4 | T | WATTS | | | | 1 | 1 | 1 | 11 |
| | 15 | D | HADKINSON 1 | | | | | | | | | | 17 | M | CAPROSS | 1 | | | | | | |
| | 2 | G | PAULP 2 ③ | | 1 | | | | | | | | 19 | J | AUDRAS | 11 | | | | | | |
| | | | | | | | | | | | | | 55 | T | GRAHAM | | | | | | | |
| | | | | | | | | | | | | | 87 | B | JACOBSON | | | | | | | |
| | | | | | | Totals 0 0 2 2 4 | | | | | | | | | | Totals 4 5 3 5 17 | | | | | | |

Officials Report

Referee: Yes No

Time Check: Yes No

Green Card: Yes No

Yellow Card: Yes No

Red Card: Yes No

Correct Starting Time: Yes No

Correct Unfortunals: Yes No

Coaches' Voting: Yes No

Won by Burnside
 Signified Correct... M. Richardson
 1st Named Team M. Richardson
 2nd Named Team D. Dean

Umpires/Referees
 Signature [Signature] Name P.J. McConarty Club
 Signature [Signature] Name B. Edwards Club Ptm
 Signature Name Club

Score 4 to 17

1st Named Team CLEWELL

2nd Named Team WEST TORRENS

| LSA No. | No. | Initials | Surname (In Alphabetical Order) | Penal | Assist | Goals | | | | Total | LSA No. | No. | Initials | Surname (In Alphabetical Order) | Penal | Assist | Goals | | | | Total |
|-----------|-----|----------|---------------------------------|----------|--------|---------------|---|---|-----------|-----------|---------|-----|-----------|---------------------------------|---------------|--------|-------|---|-----------|-----------|-----------|
| | | | | | | 1 | 2 | 3 | 4 | | | | | | | | 1 | 2 | 3 | 4 | |
| | 1 | S | SMITH | I | | | | | | | 13 | J | HORTON | | | | | | | 2 | |
| | 2 | P | WHITE (1) | - | I | | | | 4 | | 22 | B | STARK | | | | | | | | |
| | 3 | A | GIKAS | | | | | | | | 8 | C | SHEPARD | | | | | | | | |
| | 4 | T | BARTLET | | | | | | 3 | | 32 | J | RETALLICK | | | | | | | 1 | |
| | 6 | S | DINNING | | | | | | 1 | | 19 | M | MICHAEL | | | | | | | | |
| | 7 | N | WENT | - | | | | | | | 10 | M | LARWOOD | I | | | | | | | |
| | 10 | J | KILLEN | | | | | | | | 29 | M | ELLIOT | | | | | | | | |
| | 11 | A | FITZSIMONS (4) | | | | | | | | 36 | O | VALERO | | | | | | | | |
| | 12 | N | KYRATZOULOS | | | | | | | | 14 | P | MURD | | | | | | | | |
| | 14 | N | SOUTHWELL | | | | | | | | 9 | T | MCDOWALD | | | | | | | 1 | |
| | 15 | M | KOLEN (3) | | I | | | | | | 4 | W | LITTLE | | | | | | | 3 | |
| | 17 | A | SEMMLER (2) | I | | | | | 7 | | 34 | S | HARRIS | | I | | | | | 5 | |
| | 5 | R | ALLFORD | I | | | | | | | 17 | J | CLARK | T | | | | | | | |
| | 13 | C | WHITE | T | | | | | 2 | | 39 | M | YALLOP | | | | | | | | |
| | 8 | R | ALLFORD (5) | T | | | | | 1 | | 6 | JOL | HARLEY | T | I | | | | | | |
| | | | <u>KNOCKED IN</u> | | | | | | 1 | | | | | | | | | | | | |
| | | | | | | Totals | | | | 33 | | | | | Totals | | | | 33 | 13 | 10 |
| Time Outs | | | | 1 | | | | | Time Outs | | | | 1 | | | | | | | | |

Officials Report

Scorekeeper: _____
 Time Clock: _____
 Ground Crew: _____
 Yellow Cards: _____
 Red Cards: _____
 Correct Scoring Time: _____
 Correct Uniforms: _____
 Correct Starting Time: _____
 Correct Length of Play: _____

Won by _____
 Signified Correct...
 1st Named Team _____
 2nd Named Team _____

Umpires/Referees
 Signature _____
 Signature _____
 Signature _____

Score 19 to 10
 Name M. Hogan Club WLC
 Name CAVIN TAPES Club N/A
 Name _____ Club _____

1st Named Team STURT 2nd Named Team BCE

| LSA No. | No. | Initials | Surname (In Alphabetical Order) | Penal | Assist | Goals | | | | Total | LSA No. | No. | Initials | Surname (In Alphabetical Order) | Penal | Assist | Goals | | | | Total | | | | | | | | |
|---------|-----|----------|---------------------------------|---------------|--------|-------|---|---|---|-------|---------|-----|----------|---------------------------------|-------|--------|-------|---------------|---|---|-------|--|--|--|--|--|--|--|--|
| | | | | | | 1 | 2 | 3 | 4 | | | | | | | | 1 | 2 | 3 | 4 | | | | | | | | | |
| | 42 | T | TUNFORD | | | | | | | | | | | | | | | | | | | | | | | | | | |
| | 41 | T | FALLOON | | | | | | | | | | | | | | | | | | | | | | | | | | |
| | 22 | L | HOLLAND | | | | | | | | | | | | | | | | | | | | | | | | | | |
| | 19 | M | ERKELENS | | | | | | | | | | | | | | | | | | | | | | | | | | |
| | 17 | D | MUTTON | | | | | | | | | | | | | | | | | | | | | | | | | | |
| | 75 | B | MCFARLANE | | | | | | | | | | | | | | | | | | | | | | | | | | |
| | 56 | J | REA | | | | | | | | | | | | | | | | | | | | | | | | | | |
| | 18 | S | THANE | | | | | | | | | | | | | | | | | | | | | | | | | | |
| | 32 | N | TUCK | | | | | | | | | | | | | | | | | | | | | | | | | | |
| | 27 | J | LEFFERS | | | | | | | | | | | | | | | | | | | | | | | | | | |
| | 16 | D | BLAY | | | | | | | | | | | | | | | | | | | | | | | | | | |
| | 53 | M | CAPRICCI | | | | | | | | | | | | | | | | | | | | | | | | | | |
| | 5 | P | FOABES | | | | | | | | | | | | | | | | | | | | | | | | | | |
| | 60 | M | OKES | | | | | | | | | | | | | | | | | | | | | | | | | | |
| | | | | Totals | | | | | | | | | | | | | | Totals | | | | | | | | | | | |

Officials Report

Scorers
 1st Team Yes No
 2nd Team Yes No

Time Clock
 Yes No

Green Card
 Yes No

Yellow Card
 Yes No

Red Card
 Yes No

Correct Starting Time
 Yes No

Correct Uniforms
 1st Team Yes No
 2nd Team Yes No

Comments

Coaches' Voting
 Most Valuable Player
 (Senior & U17 Grades Only)

1. Name.....
 Club.....No.....
 2. Name.....
 Club.....No.....
 3. Name.....
 Club.....No.....
 (Both Coaches to sign)
 Name.....Club.....
 Signature.....
 Name.....Club.....
 Signature.....

Won by _____ Umpires/Referees _____ Score _____ to _____
 Signified Correct... Signature _____ Name _____ Club _____
 1st Named Team _____ Signature _____ Name _____ Club _____
 2nd Named Team _____ Signature _____ Name _____ Club _____



1st Named Team ETP 2nd Named Team WOODVILLE

| LSA No. | No. | Initials | Surname (In Alphabetical Order) | Penal | Assist | Goals | | | | Total | LSA No. | No. | Initials | Surname (In Alphabetical Order) | Penal | Assist | Goals | | | | Total |
|-----------|-----|----------|---------------------------------|-------|--------|-------------------------|---|---|---|-------|-----------|-----|----------|---------------------------------|-------|--------|-------------------------|---|---|----|-------|
| | | | | | | 1 | 2 | 3 | 4 | | | | | | | | 1 | 2 | 3 | 4 | |
| | 23 | M | DENOTTER | T | | | | | | | | 8 | M | ELLIS | | | | | | 11 | 11 |
| | 33 | P | GRAY | | 1 | | | | | | | 5 | J | OSWALD | | | | | | | |
| | 5 | C | KIRTON | | | | 1 | | | | | 2 | L | OSWALD | | | | | | | |
| | 35 | A | LANG | | | | | 1 | | | | | K | JOHNSON | | | | | | | |
| | 37 | S | LIM | | | | | | 1 | | | 14 | A | HUNT | T | | | | | | |
| | 28 | C | LINDNER | | | | | | | | | 3 | G | PAUL | | | | | | | |
| | 2 | T | LINDNER | | | | | | | | | 12 | A | VIEWS | | 1 | | | | | |
| | 34 | B | MAGNUS | | | | | | | | | 13 | P | HACKKINSON | | | | | | | |
| | 30 | A | MARAFIOTI | | | | | | | | | 6 | A | FELLEPPA | | | | | | | |
| | 25 | B | MORRIS | | | | | | | | | 4 | J | WOOD | | | | | | | |
| | 31 | D | PLATT | | | | | | | | | 10 | S | KERTCHMER | | | | | | | |
| | 40 | J | McGEE | | | | | | | | | 1 | D | WONS | | | | | | | |
| | 19 | L | VICKERY | | | | | | | | | 11 | J | PENNY | | | | | | | |
| | 6 | R | WIGHTMAN | | | | | | | | | | | | | | | | | | |
| | | | | | | Totals <u>22</u> | | | | | | | | | | | Totals <u>24</u> | | | | |
| Time Outs | | | | | | | | | | | Time Outs | | | | | | | | | | |

Won by Woodville Umpires/Referees [Signature] Score 12 to 9
 Signified Correct...
 1st Named Team Boston Signature [Signature] Name [Name] Club [Club]
 2nd Named Team W. Richardson Signature [Signature] Name MICHELLE CORNELL Club [Club]

White Copy to REGISTRAR Blue Copy to CLUB Yellow Copy to UMPIRES/REFEREES

Officials Report

Score: 12-9
 Goals: 12-9
 Time: [Time]
 Green Card: [Green Card]
 Yellow Card: [Yellow Card]
 Red Card: [Red Card]
 Correct Starting Time: [Correct Starting Time]
 Correct Uniform: [Correct Uniform]
 Comments: [Comments]
 Coach's Name: [Coach's Name]
 Club: [Club]

1st Named Team Brighton 2nd Named Team Sturt

| LSA No. | No. | Initials | Surname (In Alphabetical Order) | Penal | Assist | Goals | | | | Total | LSA No. | No. | Initials | Surname (In Alphabetical Order) | Penal | Assist | Goals | | | | Total | |
|---------|-----|----------|---------------------------------|-------|--------|---------------|----|---|---|-------|---|-----|------------|---------------------------------|-------|--------|---------------|----|---|---|-------|--|
| | | | | | | 1 | 2 | 3 | 4 | | | | | | | | 1 | 2 | 3 | 4 | | |
| | 17 | C | ADAMS | 1 | 11 | 1111 | | | 1 | 5-2 | 41 | T | FALLOON | 1 | | | | | | | | |
| | 11 | M | COLE | | | 1 | | | | 1-0 | 42 | T | TUXFORD | | | | | | | | | |
| | 5 | G | ELLISS | | 5 | 11 | 11 | 1 | | 5-0 | 75 | B | MACFARLANE | 111 | | | | | | | | |
| | 16 | T | ELLISS | 11 | | | 11 | | | 2-0 | 56 | J | REA | 11 | | | | | | | | |
| | 19 | S | HILL | | | 1 | | | | 6-0 | 18 | M | ERKELENS | 1 | | | | 1 | | | 1 | |
| | 9 | B | LEE | | 4 | | | | | | 53 | M | CAPRIOTTI | | | | | | | | | |
| | 4 | T | LEE | | | | | | | | 16 | J | LEFFERS | | | | | | | | | |
| | 7 | C | LINDNER | 1 | | | | | | | 21 | S | CORRELL | | | | | | | | | |
| | 2 | L | PRIDHAM | | 11 | | 1 | | | 1-2 | 43 | D | HANSFORD | | | | | | | 1 | 1 | |
| | 13 | G | REVELL | | 3 | | | | | | 5 | P | FORBES | | | | | | | | | |
| | 8 | D | SMINNICK | | | | | | | | 35 | S | THAINE | | | | | | | | | |
| | 10 | T | SNOWBALL | | | | 1 | | | 1-0 | 13 | J | CAMMODY | | | | | 11 | | | 2 | |
| | 3 | B | STUART | | | | | 1 | | 1-0 | <div style="border: 2px solid black; border-radius: 50%; width: 100px; height: 100px; margin: 0 auto; display: flex; align-items: center; justify-content: center;"> X </div> | | | | | | | | | | | |
| | 14 | C | TERRY | | 11 | | 1 | | | 1-2 | | | | | | | | | | | | |
| | 6 | D | TERRY | | 1 | | | | | 0-0 | | | | | | | | | | | | |
| | | | | | | Totals | | | | | | | | | | | Totals | | | | | |
| | | | | | | 8 | 6 | 6 | 3 | 23 | | | | | | | 0 | 3 | 1 | 0 | 4 | |

Won by Brighton Umpires/Referees Score 23 to 4
 Signified Correct... Signature [Signature] Name Rob Mollison Club ARA
 1st Named Team B. Atholensis Signature [Signature] Name W. H. [Signature] Club _____
 2nd Named Team K. Fallon Signature _____ Name _____ Club _____

White Copy to REGISTRAR Blue Copy to CLUB Yellow Copy to UMPIRES/REFEREES

Officials Report

Scorers: [] [] [] []
 Timekeeper: [] []
 Green Card: [] []
 Yellow Card: [] []
 Red Card: [] []
 Correct Starting Time: [] []
 Correct Uniforms: [] [] [] []
 Comments: _____

1st Named Team Brighton

2nd Named Team Sturt

| LSA No. | No. | Initials | Surname (In Alphabetical Order) | Penal | Assist | Goals | | | | Total | LSA No. | No. | Initials | Surname (In Alphabetical Order) | Penal | Assist | Goals | | | | Total |
|---------|-----|----------|---------------------------------|-------|--------|--------------------------|---|---|---|-------|---------|-----|------------|---------------------------------|-------|-------------------------|-------|---|---|---|-------|
| | | | | | | 1 | 2 | 3 | 4 | | | | | | | | 1 | 2 | 3 | 4 | |
| | 17 | C | Adams | | | | | | | | 41 | T | Falloon | | | | | | | | |
| | 11 | M | Cole | | | | | | | | 42 | T | Tuxford | | | | | | | | |
| | 5 | G | Ellis | | | | | | | | -75 | B | Macfarlane | | (2) | | | | | | |
| | 16 | T | Ellis | | | | | | | | 56 | J | Rea | | | | | | | | |
| | 19 | S | Hill | | | | | | | | 18 | M | Erkelens | | | | | | | | |
| | 9 | B | Lee | T | | | | | | | -53 | M | Capriotti | | (1) | | | | | | |
| | 4 | T | Lee | | | | | | | | 16 | J | Leffers | | (3) | | | | | | |
| | 7 | C | Lindner | | | | | | | | -21 | S | Correll | | | | | | | | |
| | 2 | L | Pridham | | | | | | | | 43 | D | Hansford | | | | | | | | |
| | 13 | G | Revell | | | | | | | | 5 | P | Forbes | | | | | | | | |
| | 8 | D | Shinnick | | | | | | | | 38 | S | Thaine | | | | | | | | |
| | 10 | T | Snowball | | | | | | | | 13 | J | Carmody | | | | | | | | |
| | 3 | B | Stuart | | | | | | | | | | | | | | | | | | |
| | 14 | C | Terry | | | | | | | | | | | | | | | | | | |
| | 6 | D | Terry | | | | | | | | | | | | | | | | | | |
| | | | | | | Totals 8 6 6 3 23 | | | | | | | | | | Totals 0 3 1 0 4 | | | | | |

Officials Report

Scorers
 For Team For Club For Ref
 For Team For Club For Ref

Time Clock
 For Team For Club For Ref

Green Card
 For Team For Club For Ref

Yellow Card
 For Team For Club For Ref

Red Card
 For Team For Club For Ref

Correct Scoring Time
 For Team For Club For Ref

Correct Unhappy
 For Team For Club For Ref

Comments

Coaching Writing
 For Team For Club For Ref

Won by Brighton
 Signified Correct...
 1st Named Team J. Baylomben
 2nd Named Team K. Falloon

Umpires/Referees
 Signature [Signature] Name Rob Morrison Club Sturt
 Signature [Signature] Name HARRIE Club
 Signature Name Club

Score 23 to 4



Report from Adelaide Uni Club Adelaide Uni Date 6.8.11 Round 14 Grade Div 1 (Mens) Womens

1st Named Team Adelaide Uni

2nd Named Team North Adelaide

| LSA No. | No. | Initials | Surname (In Alphabetical Order) | Penal | Assist | Goals | | | | Total | LSA No. | No. | Initials | Surname (In Alphabetical Order) | Penal | Assist | Goals | | | | Total | | | | |
|---------|-----|----------|---------------------------------|-------|--------|-------|-----|---|---|---------------|---------|-----|----------|---------------------------------|-------|--------|-------|---|-----|---------------|-------|---|---|---|---|
| | | | | | | 1 | 2 | 3 | 4 | | | | | | | | 1 | 2 | 3 | 4 | | | | | |
| | 8 | A | Croker | (3) | I | III | I | | | 3 | | 28 | J | Ackers | III | | | | | | | | | | |
| | 91 | A | Bobroff | | | | | | | | | 18 | B | Charles | | | | | | | | | | | |
| | 23 | M | Kenefick | (4) | | | | | | | | 31 | J | Charles | | | | | | | | | | | |
| | 11 | J | Lovat | | II | | | | | 1 | | 32 | J | Cox | | | | | | | | | | | |
| | 4 | O | Lovat | (2) | III T | I | | | | | | 72 | T | Gray | III | | | | | | | | | | |
| | 10 | R | O'Connor | | | | | | | 4 | | 33 | A | Iefur | | | | | | | | | | | |
| | 6 | S | Phillips | (1) | | | III | I | | 2 | | 30 | S | Mayman | | | | | | III | | | | | |
| | 15 | J | Roland | | | | | | | 1 | | 20 | P | McConnell | III | | | | | I | II | | | | |
| | 16 | J | Schulte | (5) | | | | | | | | 8 | J | Morris | II | | | | | | | | | | |
| | 5 | S | Uern | | III | | | | | | | 15 | T | Morris | T | | | | | | | | | | |
| | 2 | N | Moon | | | | | | | | | 23 | S | Roberts | | | | | | | | | | | |
| | 13 | D | Walton | | | | | | | | | 14 | D | Robertson | | | | | III | I | | | | | |
| | 55 | P | Wise | | | | | | | | | 25 | A | Sanders | I | | | | | | I | | | | |
| | 3 | D | Burford | | | | | | | | | 9 | H | Shaine | | | | | | | | | | | |
| | | | | | | | | | | | | 10 | D | Thorpe | T | | | | | | | | | | |
| | | | | | | | | | | Totals | 3 | 4 | 1 | 3 | 11 | | | | | Totals | 0 | 1 | 5 | 2 | 8 |

Time Outs

Time Outs

Won by Adelaide Uni

Signified Correct...

1st Named Team [Signature]

2nd Named Team [Signature]

Umpires/Referees

Signature [Signature]

Signature [Signature]

Signature [Signature]

Score 11 to 8

Name M HOGAN Club WLC

Name B Edwards Club [Signature]

Name _____ Club _____

Officials Report

Scorers
1st Team Yes No
2nd Team Yes No

Time Clock
Yes No

Green Card
Yes No

Yellow Card
Yes No

Red Card
Yes No

Correct Starting Time
Yes No

Correct Uniforms
1st Team Yes No
2nd Team Yes No

Comments

Coaches' Voting
Most Valuable Player
(Senior & U17 Grades Only)

1. Name..... Club..... No.....

2. Name..... Club..... No.....

3. Name..... Club..... No.....

(Both Coaches to sign)

Name..... Club.....

Signature.....

Name..... Club.....

Signature.....



Report from NORTH ADELAIDE Club Date 06 AUG 11 Round 14 Grade DIV T Mens/Womens

1st Named Team ADELAIDE UNIVERSITY 2nd Named Team NORTH ADELAIDE

| LSA No. | No. | Initials | Surname (In Alphabetical Order) | Penal | Assist | Goals | | | | Total | LSA No. | No. | Initials | Surname (In Alphabetical Order) | Penal | Assist | Goals | | | | Total | | | | | | | | | | | | | | | | | | | | | | | | | | | | | | | |
|-----------|-----|----------|---------------------------------|-------|--------|-------|---|---|---|-------------------------|---------|-----|----------|---------------------------------|----------------------|--------|-------|---|---|---|-------|--|--|--|--|--|--|--|--|--|--|--|--|--|--|--|--|--|--|--|--|--|--|--|--|--|--|--|--|--|--|--|
| | | | | | | 1 | 2 | 3 | 4 | | | | | | | | 1 | 2 | 3 | 4 | | | | | | | | | | | | | | | | | | | | | | | | | | | | | | | | |
| 8 | A | A | CROKER | | | | | | | | | 28 | J | A | ACKERS | | | 2 | | | | | | | | | | | | | | | | | | | | | | | | | | | | | | | | | | |
| 91 | A | A | BOB ROFF | | | | | | | | | 18 | B | B | CHARLES | | | 2 | | | | | | | | | | | | | | | | | | | | | | | | | | | | | | | | | | |
| 23 | M | M | KENEFICK | | | | | | | | | 31 | J | J | CHARLES | | | 2 | | | | | | | | | | | | | | | | | | | | | | | | | | | | | | | | | | |
| 11 | J | J | LOVAT | | | | | | | | | 32 | J | J | COX | | | 3 | | | | | | | | | | | | | | | | | | | | | | | | | | | | | | | | | | |
| 4 | O | O | LOVAT | | | | | | | | | 72 | T | T | GRAY | | | 2 | | | | | | | | | | | | | | | | | | | | | | | | | | | | | | | | | | |
| 10 | R | R | O'CONNOR | | | | | | | | | 6 | M | M | KLAWITTER | | | 4 | | | | | | | | | | | | | | | | | | | | | | | | | | | | | | | | | | |
| 6 | S | S | PHILLIPS | | | | | | | | | 33 | A | A | LEFIK | | | 3 | | | | | | | | | | | | | | | | | | | | | | | | | | | | | | | | | | |
| 15 | J | J | POLAND | | | | | | | | | 20 | P | P | M'CONNELL | | | 1 | | | | | | | | | | | | | | | | | | | | | | | | | | | | | | | | | | |
| 16 | J | J | SCHULTE | | | | | | | | | 8 | J | J | MORRIS | | | 1 | | | | | | | | | | | | | | | | | | | | | | | | | | | | | | | | | | |
| 5 | S | S | VERN | | | | | | | | | 15 | T | T | MORRIS | | | 3 | | | | | | | | | | | | | | | | | | | | | | | | | | | | | | | | | | |
| 2 | N | N | MOON | | | | | | | | | 23 | S | S | ROBERTS | | | 5 | | | | | | | | | | | | | | | | | | | | | | | | | | | | | | | | | | |
| 13 | D | D | WALTON | | | | | | | | | 14 | D | D | ROBERTSON | | | 4 | | | | | | | | | | | | | | | | | | | | | | | | | | | | | | | | | | |
| 55 | P | P | WISE | | | | | | | | | 25 | A | A | SANDERS | | | 4 | | | | | | | | | | | | | | | | | | | | | | | | | | | | | | | | | | |
| 3 | D | D | BURFORD | | | | | | | | | 9 | H | H | SWAINE | | | 3 | | | | | | | | | | | | | | | | | | | | | | | | | | | | | | | | | | |
| | | | | | | | | | | | | 10 | D | D | THORPE | | | 4 | | | | | | | | | | | | | | | | | | | | | | | | | | | | | | | | | | |
| | | | | | | | | | | Totals 0 1 5 2 3 | | | | | | | | | | | | | | | | | | | | | | | | | | | | | | | | | | | | | | | | | | |
| Time Outs | | | | | | | | | | Time Outs | | | | | | | | | | | | | | | | | | | | | | | | | | | | | | | | | | | | | | | | | | |

Officials Report

| | | |
|-----------------------|-----|----|
| Scorebook | Yes | No |
| Time Sheet | Yes | No |
| Team Check | Yes | No |
| Ground Check | Yes | No |
| Yellow Cards | Yes | No |
| Red Cards | Yes | No |
| Correct Starting Time | Yes | No |
| Correct Clock | Yes | No |
| Acceptable Referee | Yes | No |

Won by ADELAIDE UNIVERSITY
 Signified Correct...
 1st Named Team *[Signature]*
 Umpires/Referees
 Signature *[Signature]*
 Signature *[Signature]*
 Signature *[Signature]*

Score 11 to 8
 Name M. HOGAN Club WCC
 Name B. Edwards Club Bta
 Name Club



Report from GLENELG Club Date 6/8/11 Round 14 Grade Year 14 DIV 1

1st Named Team GLENELG

2nd Named Team BURNSIDE

| LSA No. | No. | Initials | Surname (In Alphabetical Order) | Penal | Assist | Goals | | | | Total | LSA No. | No. | Initials | Surname (In Alphabetical Order) | Penal | Assist | Goals | | | | Total | | | | | | | | | | | | | | | | | | | | | | | | | |
|---------|-----|----------|---------------------------------|-------|---------------|-------|---|---|---|-------|---------|-----|----------|---------------------------------|-------|---------------|-------|---|---|---|-------|----|---|-------|--|--|--|--|--|--|--|--|--|--|--|--|--|--|--|--|--|--|--|--|--|--|
| | | | | | | 1 | 2 | 3 | 4 | | | | | | | | 1 | 2 | 3 | 4 | | | | | | | | | | | | | | | | | | | | | | | | | | |
| | 1 | S | SMITH | | | | | | | | 19 | J | AUDRAS | | | | | | | | | | | | | | | | | | | | | | | | | | | | | | | | | |
| | 2 | P | WHITE ① | | T | | | | | | 16 | N | ASTON | | | | | | | | | 11 | M | BAKER | | | | | | | | | | | | | | | | | | | | | | |
| | 3 | A | GIKAS | | | | | | | | ST | A | BURFORD | | | | | | | | | | | | | | | | | | | | | | | | | | | | | | | | | |
| | 4 | T | BARTLETT ③ | | | | | | | 3 | SS | T | GRAHAM | | | | | | | | | 21 | K | HILL | | | | | | | | | | | | | | | | | | | | | | |
| | 5 | Ry | ALLFORD ② | | | | | | | | 31 | B | JACOBSON | | | | | | | | | | | | | | | | | | | | | | | | | | | | | | | | | |
| | 6 | S | DINNING | | | | | | | | 72 | D | KILDERRY | | | | | | | | | | | | | | | | | | | | | | | | | | | | | | | | | |
| | 7 | N | WENT | | | | | | | | 33 | C | LOUKES | | | | | | | | | | | | | | | | | | | | | | | | | | | | | | | | | |
| | 8 | Re | ALLFORD | T | | | | | | | 24 | B | MARTIN | | | | | | | | | | | | | | | | | | | | | | | | | | | | | | | | | |
| | 10 | J | KILLEN | | | | | | | | 12 | S | OLESEN | | | | | | | | | | | | | | | | | | | | | | | | | | | | | | | | | |
| | 11 | A | FITZSIMONS | | | | | | | | 2 | A | PHILIPS | | | | | | | | | | | | | | | | | | | | | | | | | | | | | | | | | |
| | 12 | N | KYRATZOLUS | | | | | | | | 92 | M | TUCKER | | | | | | | | | | | | | | | | | | | | | | | | | | | | | | | | | |
| | 13 | C | WHITE | | | | | | | | 4 | T | WATTS | | | | | | | | | | | | | | | | | | | | | | | | | | | | | | | | | |
| | 14 | N | SOUTHWELL | | | | | | | | 9 | A | NEVILLE | | | | | | | | | | | | | | | | | | | | | | | | | | | | | | | | | |
| | 15 | M | KOLEN ⑤ | | | | | | | | | | | | | | | | | | | | | | | | | | | | | | | | | | | | | | | | | | | |
| | 17 | A | SEMLER ④ | | | | | | | | | | | | | | | | | | | | | | | | | | | | | | | | | | | | | | | | | | | |
| | | | | | Totals | | | | | | | | | | | Totals | | | | | | | | | | | | | | | | | | | | | | | | | | | | | | |
| | | | | | Time Outs | | | | | | | | | | | Time Outs | | | | | | | | | | | | | | | | | | | | | | | | | | | | | | |

Officials Report

Substitutes
 No. Yes
 No. Yes
 No. Yes

Time Check
 No. Yes

Green Card
 No. Yes

Yellow Card
 No. Yes

Red Card
 No. Yes

Correct Starting Time
 No. Yes

Correct Uniforms
 No. Yes
 No. Yes

Comments

Coaching Violation
 No. Yes
 No. Yes

Other

Other

Other

Other

Other

Other

Other

Other

Other

Other

Won by BURNSIDE

Signified Correct...

1st Named Team GLENELG

2nd Named Team BURNSIDE

Umpires/Referees

Signature Name JR Toogood Club GLE

Signature Name P.J. McConaughy Club _____

Signature _____ Name _____ Club _____

Score 7 to 8



Report from

Burnside Club

Date

6/8/11Round 14Grade D1

Mens / Womens

1st Named Team Burnside2nd Named Team Glenside

| LSA No. | No. | Initials | Surname (In Alphabetical Order) | Penal | Assist | Goals | | | | Total | LSA No. | No. | Initials | Surname (In Alphabetical Order) | Penal | Assist | Goals | | | | Total | | | | |
|----------------------|-----|----------|---------------------------------|-------|--------|-------|---|---|---|-------|-----------|-----|------------|---------------------------------|-------------------|--------|-------|---|---|---|-------|--|--|--|--|
| | | | | | | 1 | 2 | 3 | 4 | | | | | | | | 1 | 2 | 3 | 4 | | | | | |
| | 19 | J | Astras | | | | | | | | 1 | S | Smith | | | | | | | 1 | | | | | |
| | 16 | N | Aston (4) | 1 | | | | | | | 2 | P | White | 1 | | | | | | 1 | | | | | |
| | 11 | M | Baker | | | | | 1 | | | 3 | A | Gikas | | 1 | | | | 1 | | | | | | |
| | 57 | A | Burford | | | | | | | | 4 | T | Bantlett | | | | | | | | | | | | |
| | 55 | T | Graham | | | | | | | | 5 | R | Ailford | | | 1 | | | | | | | | | |
| | 21 | K | Hill | | | | | | | | 6 | S | Drining | | | | | | | | | | | | |
| | 31 | B | Jacobsen | | | | | | | | 7 | N | wentj | | | | | | | | | | | | |
| | 72 | D | Kilderny (5) | | | | | | | | 8 | Re | Ailford | | | | | | | | | | | | |
| | 33 | C | Loakes | | | | | | | | 10 | J | Killen | | | | | | | | | | | | |
| | 24 | B | Martin | | | | | | | | 11 | A | Fitzsimons | | | | | | | | | | | | |
| | 13 | S | Olesen | | | | | | | | 12 | N | Kyratzdos | | | | | | | | | | | | |
| | 2 | A | Phillips (1) | | | | | | | | 13 | C | White | | | | | | | | | | | | |
| | 2 | M | Tucker (3) | 13 | | | | | | | 14 | N | Southwell | | | | | | | | | | | | |
| | 4 | T | Watts | | | | | | | | 15 | M | Kolen | | | | | | | | | | | | |
| | 9 | A | Neville (2) | | | | | | | | 17 | A | Semler | | | | | | | | | | | | |
| Totals 4 2 1 8 | | | | | | | | | | | Time Outs | | XXI | | Totals 13 - 3 7 | | | | | | | | | | |

Time Outs Won by BurnsideSignified Correct... 1st Named Team J. Deegan2nd Named Team CMV

REFEREES

Umpires/Referees

Signature [Signature]Signature [Signature]Signature [Signature]Score 8 to 7Name J. DeeganName P. J. McConnell

Name _____

Club CLL

Club _____

Club _____

Officials Report

Scorers

1st Team Yes No
 2nd Team Yes No

Time Clock

Yes No

Green Card

Yes No

Yellow Card

Yes No

Red Card

Yes No

Correct Starting Time

Yes No

Correct Uniforms

1st Team Yes No
 2nd Team Yes No

Comments

Coaches' Voting
Most Valuable Player
(Senior & U17 Grades Only)

1. Name: _____
 Club: _____ No. _____
 2. Name: _____
 Club: _____ No. _____
 3. Name: _____
 Club: _____ No. _____
 (Both Coaches to sign)
 Name: _____ Club: _____
 Signature: _____
 Name: _____ Club: _____
 Signature: _____





1st Named Team Burnside

2nd Named Team STURT

| LSA No. | No. | Initials | Surname (In Alphabetical Order) | Penal | Assist | Goals | | | | Total | LSA No. | No. | Initials | Surname (In Alphabetical Order) | Penal | Assist | Goals | | | | Total | | | | |
|------------------|-----|----------|---------------------------------|-------|--------|-------|---|---|---|-------------------|---------|-----|----------|---------------------------------|-------|--------|-------|---|---|---|-------|--|--|--|--|
| | | | | | | 1 | 2 | 3 | 4 | | | | | | | | 1 | 2 | 3 | 4 | | | | | |
| | 16 | N | Aston | 1 | | | | | | | | | | | | | | | | | | | | | |
| | 19 | J | Audras | | | | | 1 | | | | | | | | | | | | | | | | | |
| | 5 | OT | Brown | | | | | | | | | | | | | | | | | | | | | | |
| | 17 | M | Caporaso | 1 | | | | | | | | | | | | | | | | | | | | | |
| | 55 | T | Graham | | | | | | | | | | | | | | | | | | | | | | |
| | 2 | I | Hood | | | | | | | | | | | | | | | | | | | | | | |
| | 28 | T | Hood | | | | | | | | | | | | | | | | | | | | | | |
| | 72 | D | Kildery | | | | | | | | | | | | | | | | | | | | | | |
| | 33 | C | Loukes | 1 | 1 | | | | 1 | | | | | | | | | | | | | | | | |
| | 24 | B | Martin | | | | | | | | | | | | | | | | | | | | | | |
| | 44 | K | Martin | 1 | | | | | | | | | | | | | | | | | | | | | |
| | 9 | A | Neville | | | | | | | | | | | | | | | | | | | | | | |
| | 13 | S | Olesen | | | | | | | | | | | | | | | | | | | | | | |
| | 92 | M | Tucker | | | | | | | | | | | | | | | | | | | | | | |
| | 4 | T | Watts | | | | | | | | | | | | | | | | | | | | | | |
| | | | | | | | | | | ALL | | | | | | | | | | | | | | | |
| Time Outs | | | | | | | | | | Time Outs | | | | | | | | | | | | | | | |
| Totals 3 2 3 0 9 | | | | | | | | | | Totals 1 3 5 3 12 | | | | | | | | | | | | | | | |

Officials Report

Score Sheet: Yes No
 Time Clock: Yes No
 Referee Card: Yes No
 Yellow Card: Yes No
 Field Card: Yes No
 Contact Strapping: Yes No
 Contact Limboring: Yes No
 Comments: _____
 Coach's Voting: _____
 Referee's Signature: _____
 Club: _____

Won by Sturt

Signified Correct...
 1st Named Team [Signature]
 2nd Named Team [Signature]

Umpires/Referees

Signature [Signature]
 Signature [Signature]
 Signature [Signature]

Score 12 to 9

Name P. Vicken Club _____
 Name J. Stogden Club Gex
 Name B. Banner Club GLB

LASTEVEN'S

1st Named Team Burnside 2nd Named Team Sturt

| LSA No. | No. | Initials | Surname (In Alphabetical Order) | Penal | Assist | Goals | | | | Total | LSA No. | No. | Initials | Surname (In Alphabetical Order) | Penal | Assist | Goals | | | | Total |
|-----------|-----|----------|---------------------------------|-------|--------|-------------------------|----|---|---|-------|-----------|-----|-----------|---------------------------------|-------|--------|--------------------------|----|----|---|-------|
| | | | | | | 1 | 2 | 3 | 4 | | | | | | | | 1 | 2 | 3 | 4 | |
| | 16 | N | Aston | 1 | | | | | | | 41 | T | Falleon | 1 | | | | 11 | 11 | 4 | |
| | 19 | J | Aodras (2) | | | | 1 | | 1 | | 42 | T | Tuxford | | 1 | 1 | | 11 | | 3 | |
| | 5 | OS | Braun | | | | | | | | 30 | B | McFarlane | | | | | | | | |
| | 17 | M | Capomoso | | | | | | | | 56 | J | Rea | 1 | | | | | | | |
| | 55 | T | Graham | | | | | | | | 18 | M | Erkelens | 1 | | | | | 1 | 1 | |
| | 2 | L | Head | | | | | | | | 53 | M | Capriotti | 1 | | | | | | | |
| | 28 | T | Hard | 1 | | | | | | | 16 | J | Leffers | | | | | | | | |
| | 72 | D | Kilderny | | | | | | | | 5 | P | Forbes | | | | | | | | |
| | 33 | C | Loakes (1) | | 1 | 11 | 1 | 1 | 4 | | 3 | A | Stone | 11 | | | 11 | 1 | 3 | | |
| | 24 | B | Martin (4) | | 1 | 1 | | | 1 | | 35 | S | Thaine | | | | | | | | |
| | 44 | K | Martin (3) | 1 | | | | | | | 17 | D | Motton | 11 | | | | | | | |
| | 9 | A | Neville | T | | | | | | | 22 | L | Holland | 11 | | | | | | | |
| | 13 | S | Olesen (5) | | | | | | | | 32 | N | Tack | | 1 | | 1 | | 1 | | |
| | 92 | M | Tucker | | | | 11 | 1 | 2 | | | | | | | | | | | | |
| | 4 | T | Watts | | 1 | | 11 | | 1 | | | | | | | | | | | | |
| Time Outs | | | | | | Totals 3 2 3 1 9 | | | | | Time Outs | | | | | | Totals 1 3 5 3 12 | | | | |

Won by Sturt Umpires/Referees Score 12 to 9
 Signified Correct... Signature P. Vickery Name P. Vickery Club _____
 1st Named Team Capomoso Signature Allegoso Name Allegoso Club CLC
 2nd Named Team KeFalleon Signature B. Bartlett Name B. Bartlett Club CLC

Officials Report

SCORING
 1st Team: Yes No
 2nd Team: Yes No

REFEREES
 Referee: Yes No
 1st Referee: Yes No
 2nd Referee: Yes No

DISCIPLINARY
 Green Card: Yes No
 Yellow Card: Yes No
 Red Card: Yes No

GENERAL
 Correct Starting Time: Yes No
 Correct Uniforms: Yes No
 Comments: _____

COACHES
 1st Team: Yes No
 2nd Team: Yes No

Signature: _____

1st Named Team GLENELG 2nd Named Team BRIGHTON

| LSA No. | No. | Initials | Surname (In Alphabetical Order) | Penal | Assist | Goals | | | | Total | LSA No. | No. | Initials | Surname (In Alphabetical Order) | Penal | Assist | Goals | | | | Total | | | | | | | | | | | | |
|---------|-----|----------|---------------------------------|-------|--------|---------------|---|---|---|-------|---------|-----|--------------|---------------------------------|-------|--------|-------|---|---|---|-------|--|--|--|--|---------------|--|--|--|---|---|----|----|
| | | | | | | 1 | 2 | 3 | 4 | | | | | | | | 1 | 2 | 3 | 4 | | | | | | | | | | | | | |
| | 1 | S | SMITH | | | | | | | | 17 | C | ADAMS | | | | | | | | | | | | | | | | | | | | |
| | 2 | P | WHITE ① | | 11 | 1 | 1 | 1 | | | 10 | M | COLE | | | | | | | | | | | | | | | | | | | | |
| | 3 | A | GIKAS | | 11 | | | | | | 5 | G | ELLISS | | | | | | | | | | | | | | | | | | | | |
| | 4 | T | BARTLET | 1 | | | | | | | 8 | T | ELLISS | | | | | | | | | | | | | | | | | | | | |
| | 5 | R | ALLFORD | | | | | | | | 14 | S | HILL ⑤ | | | | | | | | | | | | | | | | | | | | |
| | 7 | N | WENT ② | | | | | | | | 9 | B | LEE | | | | | | | | | | | | | | | | | | | | |
| | 9 | R | ALLFORD ③ | | | | | | | | 2 | T | LEE ① | | | | | | | | | | | | | | | | | | | | |
| | 10 | J | KILLEN | | | | | | | | 7 | C | LINDER | | | | | | | | | | | | | | | | | | | | |
| | 11 | A | FITZSIMONS ⑥ | | | | | | | | 11 | C | O'BRIEN | | | | | | | | | | | | | | | | | | | | |
| | 12 | N | KYRATZOLUS ④ | | | | | | | | 4 | L | PRIDHAM ⑧ | | | | | | | | | | | | | | | | | | | | |
| | 13 | C | WHITE | | | | | | | | 13 | G | LOWELL ③ | | | | | | | | | | | | | | | | | | | | |
| | 14 | N | SOUTHWEL | | | | | | | | 16 | D | SHAWBRACK 11 | | | | | | | | | | | | | | | | | | | | |
| | 15 | M | KOLEN ⑤ | | | | | | | | 3 | B | STUART | | | | | | | | | | | | | | | | | | | | |
| | 17 | A | SEMMLER | | | | | | | | 19 | C | TERRY 1 | | | | | | | | | | | | | | | | | | | | |
| | 6 | S | DINNING | | | | | | | | 6 | D | TERRY ② | | | | | | | | | | | | | | | | | | | | |
| | | | | | | Totals | | | | 2 | 1 | 24 | 9 | | | | | | | | | | | | | Totals | | | | 1 | 6 | 21 | 10 |

Won by BRIGHTON Umpires/Referees Score 10 to 9

Signified Correct... BRIGHTON Signature [Signature] Name [Signature] Club RBMOLLERS

1st Named Team GLENELG Signature [Signature] Name Michael Heg Club GLE

2nd Named Team BRIGHTON Signature [Signature] Name Shane Abbott Club WLC

[Signature] [Signature] [Signature]

White Copy to REGISTRAR Blue Copy to CLUB Yellow Copy to UMPIRES/REFEREES

Officials Report

Goalkeepers: Yes No Pen.

Time Checks: Yes No

Green Card: Yes No

Yellow Card: Yes No

Red Card: Yes No

Correct Starting Time: Yes No

Correct Lineouts: Yes No

Comments:

Checklist: Morning, Afternoon, Evening, etc.

Signature:

1st Named Team

BRIGHTON (Home Team)

2nd Named Team

Glenelg

| LSA No. | No. | Initials | Surname (In Alphabetical Order) | Penal | Assist | Goals | | | | Total | LSA No. | No. | Initials | Surname (In Alphabetical Order) | Penal | Assist | Goals | | | | Total | | | | | | | |
|---------|-----|----------|---------------------------------|-------|--------|--------|----|---|-----|-------|---------|-----|------------|---------------------------------|-------|--------|-------|---|---|--------|-------|--|--|---|---|---|---|---|
| | | | | | | 1 | 2 | 3 | 4 | | | | | | | | 1 | 2 | 3 | 4 | | | | | | | | |
| | 17 | C | ADAMS | | 11 | | | | 0-2 | | 1 | S | SMITH | | | | | | | | | | | | | | | |
| | 10 | M | COLE | 1 | | | | | | | 2 | P | WHITE | | 1 | 1 | 1 | | | | 3-1 | | | | | | | |
| | 5 | G | ELLIS | | | 1 | | | 1-0 | | 3 | A | GIKAS | | 1 | | | | | | 0-1 | | | | | | | |
| | 8 | T | ELLIS | | | | 1 | | 1-0 | | 4 | T | BARTLET | 1 | 1 | | | 1 | | | 1-1 | | | | | | | |
| | 14 | S | HILL | | | | 11 | | 2-0 | | 5 | Ry | ALLFORD | | | | | | | | | | | | | | | |
| | 9 | B | LEE | | | | | | | | 7 | N | WENT | | | | | | | | | | | | | | | |
| | 2 | T | LEE | | | | | | | | 9 | Re | ALLFORD | | | | | | | 1 | 1-0 | | | | | | | |
| | 7 | C | LINDNER | | | | | | | | 10 | J | KILLEN | | | | | | | | | | | | | | | |
| | 11 | C | O'BRIEN | | 1 | | 1 | | 1-1 | | 11 | A | FITZSIMONS | | | | | | | | | | | | | | | |
| | 4 | L | PRIDHAM | | | 1 | 1 | | 2-0 | | 12 | N | KYRATZOWUS | | | | | | | | | | | | | | | |
| | 13 | G | REVELL | | | | | | | | 13 | C | WHITE | | | | | | | | | | | | | | | |
| | 16 | D | SHANNICK | | 11 | | | | | | 14 | N | SOUTHWELL | | | | | 1 | | | 1-0 | | | | | | | |
| | 3 | B | STUART | | | | 1 | | 1-0 | | 15 | M | KOLEN | 1 | | | | | | | | | | | | | | |
| | 19 | C | TERRY | | | | 1 | 1 | 2-0 | | 17 | A | SEMMLER | | | 1 | | | | 11 | 3-0 | | | | | | | |
| | 6 | D | TERRY | | | | | | | | 6 | S | DINNING | 1 | | | | | | | | | | | | | | |
| | | | | | | Totals | | | | 16 | 2 | 1 | 10 | | | | | | | Totals | | | | 2 | 1 | 2 | 4 | 9 |

Won by Brighton

Umpires/Referees

Score 10 to 9

Signified Correct...
1st Named Team Jaye Butt

Signature [Signature]

Name Rob Mollison Club ALRO

2nd Named Team Glenelg

Signature [Signature]

Name M Hogan Club WCC
Shane Abbott Club WCC

Officials Report

Scoring: Yes No
 Time Clock: Yes No
 Green Card: Yes No
 Yellow Card: Yes No
 Red Card: Yes No
 Correct Starting Time: Yes No
 Correct Uniforms: Yes No
 Comments: _____

Coaches' Voting: Yes No
 1 Name: _____
 2 Name: _____
 3 Name: _____
 Club: _____
 4 Name: _____
 Club: _____
 Name: _____
 Club: _____





1st Named Team GLENELG 2nd Named Team STURT

| LSA No. | No. | Initials | Surname (In Alphabetical Order) | Penal | Assist | Goals | | | | Total | LSA No. | No. | Initials | Surname (In Alphabetical Order) | Penal | Assist | Goals | | | | Total | | | | | | | |
|---------|-----|----------|---------------------------------|-------|--------|---------------|---|---|-----|-------|---------|-----|--------------------|---------------------------------|-------|--------|-------|---|---|---------------|-------|--|--|---|---|---|---|---|
| | | | | | | 1 | 2 | 3 | 4 | | | | | | | | 1 | 2 | 3 | 4 | | | | | | | | |
| | 6 | Re | ALFORD (2) | | | | | | 2 | | 41 | T | FALLOON | | | | | | | | | | | | | | | |
| | 5 | Ry | ALFORD (5) | | | | | | | | 42 | T | TUXFORD | | | | | | | | | | | | | | | |
| | 9 | M | BARTLETT (3) | | | | | | 4 | | 30 | D | McFARLANE | | | | | | | | | | | | | | | |
| | 4 | T | BARTLETT (1) | | | | | | 4 | | 56 | T | Rea | | | | | | | | | | | | | | | |
| | 11 | A | FITZSIMONS | | | | | | | | 18 | m | ERKELENS | | | | | | | | | | | | | | | |
| | 3 | A | GIKAS | | | | | | 2-2 | | 53 | m | CARRIOTT | | | | | | | | | | | | | | | |
| | 10 | J | KILLEN (5) | | | | | | | | 16 | T | LEFFERS | | | | | | | | | | | | | | | |
| | 15 | M | KOLEN | | | | | | | | 5 | P | FORBES | | | | | | | | | | | | | | | |
| | 1 | J | SEARUE | | | | | | | | 3 | a | Stohe | | | | | | | | | | | | | | | |
| | 17 | A | SEMMLER (3) | | | | | | 2-2 | | 35 | S | thaine | | | | | | | | | | | | | | | |
| | 14 | N | SOUTHWELL | | | | | | 1 | | 17 | D | MUTTON | | | | | | | | | | | | | | | |
| | 18 | D | STEVENS | | | | | | | | 22 | L | HOLLAN | | | | | | | | | | | | | | | |
| | 7 | N | WENT | | | | | | | | 32 | n | TUCK | | | | | | | | | | | | | | | |
| | 13 | C | WHITE | | | | | | 1 | | 16 | D | BLAK | | | | | | | | | | | | | | | |
| | 2 | P | WHITE (4) | | | | | | 1 | | | | | | | | | | | | | | | | | | | |
| | | | | | | Totals | | | | 3 | 7 | 6 | 17 | | | | | | | Totals | | | | 2 | 3 | 1 | 1 | 7 |

Officials Report

Scorers: 1st Team 2nd Team

Time Clock: 1st Team 2nd Team

Green Card: 1st Team 2nd Team

Yellow Card: 1st Team 2nd Team

Red Card: 1st Team 2nd Team

Correct Starting Time: Yes No

Correct Uniforms: 1st Team 2nd Team

Comments:

Correct Starting Time: Yes No

Correct Uniforms: 1st Team 2nd Team

Signature: _____

Won by GLENELG

Signified Correct.. [Signature]

1st Named Team [Signature]

2nd Named Team Refalloon

White Copy to REGISTRAR Blue Copy to CLUB Yellow Copy to UMPIRES/REFEREES

Umpires/Referees

Signature [Signature]

Signature [Signature]

Signature [Signature]

Score 17 to 7

Name P.S. reconscus Club _____

Name n. hooden Club _____

Name Shane Scott Club WLC

Mark Polden



1st Named Team BRIGHTON

2nd Named Team Glenelg

| LSA No. | No. | Initials | Surname (In Alphabetical Order) | Penal | Assist | Goals | | | | Total | LSA No. | No. | Initials | Surname (In Alphabetical Order) | Penal | Assist | Goals | | | | Total | | | | | | | | | | |
|---------|-----|----------|---------------------------------|-------|--------|-------|---|---|---|---------------|---------|-----|----------|---------------------------------|-------|--------|-------|---|---|---|-------|--|--|--|--|---------------|---|---|---|---|---|
| | | | | | | 1 | 2 | 3 | 4 | | | | | | | | 1 | 2 | 3 | 4 | | | | | | | | | | | |
| | 17 | C | ADAMS | | | 1 | 1 | 1 | | 3-0 | | 6 | Re | ALFORD | 1 | | | | | | | | | | | | | | | | |
| | 10 | M | COLE | 12 | | | | | | | | 5 | Ry | ALFORD | | | | | | | | | | | | | | | | | |
| | 5 | G | ELLISS | 12 | 1 | 1 | | | | 1-1 | | 14 | M | BARTLETT | PT | | | | | | | | | | | | | | | | |
| | 14 | S | HILL | 1 | | 1 | | | | 2-0 | | 4 | T | BARTLETT | | 1 | 1 | 1 | 1 | | 4-1 | | | | | | | | | | |
| | 9 | B | LEE | | | | | | | | | 11 | A | FITZSIMONS | | | | | | | | | | | | | | | | | |
| | 2 | T | LEE | | | | | | | | | 3 | A | GIKAS | T | | 1 | | | | 1-0 | | | | | | | | | | |
| | 7 | C | LINDNER | 1 | | | | | | | | 10 | J | KILLEN | T | | | | | | | | | | | | | | | | |
| | 8 | S | MACKINNON | | | | | | | | | 15 | M | KOLEN | T | | | | | | | | | | | | | | | | |
| | 11 | C | O'BRIEN | 1 | | | 1 | | | 1-0 | | 12 | N | KYRATZOULIS | | | | | | | | | | | | | | | | | |
| | 4 | L | PRIDHAM | | 1 | 1 | 1 | 1 | | 3-1 | | 9 | S | DINNING | T | 1 | | 1 | 1 | | 2-1 | | | | | | | | | | |
| | 13 | G | REVELL | | | | | | | | | 1 | J | SEARLE | | | | | | | | | | | | | | | | | |
| | 16 | D | SHINNICK | 1 | | | | | | | | 17 | A | SEMMLER | | | | 1 | 1 | | 2-0 | | | | | | | | | | |
| | 3 | B | STUART | | | | | | | | | 7 | N | WENT | 1 | | | | | | | | | | | | | | | | |
| | 10 | C | TERRY | | 1 | 1 | 1 | 1 | | 3-1 | | 13 | C | WHITE | | | | | | | | | | | | | | | | | |
| | 6 | D | TERRY | | | | | | | | | 2 | P | WHITE | | | | | | | | | | | | | | | | | |
| | | | | | | | | | | Totals | 4 | 2 | 4 | 3 | 13 | | | | | | | | | | | Totals | 1 | 3 | 3 | 2 | 9 |

Officials Report

Score: 13 to 9

Umpires/Referees: P.J. McComb, P. Vick, S. Tape, M. Bennett

Signified Correct... J. Baskobman

1st Named Team: J. Baskobman

2nd Named Team: [Signature]

Time Outs: 1/1/1

Time Outs: 1/1/1

Won by Brighton

Signified Correct... J. Baskobman

1st Named Team J. Baskobman

2nd Named Team [Signature]

White Copy to REGISTRAR Blue Copy to CLUB Yellow Copy to UMPIRES/REFEREES

Umpires/Referees

Signature [Signature] Name P.J. McComb Club [Blank]

Signature [Signature] Name P. Vick Club [Blank]

Signature [Signature] Name S. Tape Club [Blank]

Signature [Signature] Name M. Bennett Club [Blank]

1st Named Team BRIGHTON

2nd Named Team GLENELG

| LSA No. | No. | Initials | Surname (In Alphabetical Order) | Penal | Assist | Goals | | | | Total | LSA No. | No. | Initials | Surname (In Alphabetical Order) | Penal | Assist | Goals | | | | Total |
|---------|-----|----------|---------------------------------|-------|--------|-------|---|---|---|---------------|---------|-----|----------|---------------------------------|-------|---------------|-------|--------------|---|---|-------|
| | | | | | | 1 | 2 | 3 | 4 | | | | | | | | 1 | 2 | 3 | 4 | |
| | 17 | C | Adams | | | | 1 | 1 | 1 | 3 | | 6 | R | Alford | T | | | | | | |
| | 10 | M | Cole | | | | | | | | | 5 | Ry | Alford | | | | | | | |
| | 5 | G | Ellis | IT | | | 1 | | | 1 | | 14 | M | Bartlett | TT | | | | | | |
| | 14 | S | Hill | | | | | | 1 | 2 | | 4 | T | Bartlett | | | 1 | 1 | 1 | 1 | 4 |
| | 9 | B | Lee | | | | | | | | | 11 | A | Fitzsimons | | | | | | | |
| | 2 | T | Lee | | | | | | | | | 3 | A | Gikas | T | | | 1 | | | 1 |
| | 7 | C | Lindner | | | | | | | | | 10 | J | Killen | T | | | | | | |
| | 8 | S | Mackinnon | | | | | | | | | 15 | M | Kolen | T | | | | | | |
| | 11 | C | O'Brien | | | | | 1 | | 1 | | 12 | N | Kyrtzoulis | | | | | | | |
| | 4 | L | Pridham | | | 1 | 1 | 1 | 1 | 3 | | 9 | S | Dinning | TT | | | 1 | 1 | | 2 |
| | 13 | G | Revell | | | | | | | | | 1 | J | Searle | | | | | | | |
| | 16 | G | Schinnick | | | | | | | | | 17 | A | Semmler | | | | | 1 | 1 | 2 |
| | 3 | B | Stuart | | | | | | | | | 7 | N | Went | | | | | | | |
| | 19 | C | Terry | | | | 1 | 1 | 1 | 3 | | 13 | C | White | | | | | | | |
| | 6 | D | Terry | | | | | | | | | 2 | P | White | | | | | | | |
| | | | | | | | | | | Totals | | | | | | Totals | | 13329 | | | |

Time Outs 1/1/1

Time Outs 1/1

Won by Brighton
 Signified Correct...
 1st Named Team J. Bartholomew
 2nd Named Team [Signature]

Umpires/Referees
 Signature [Signature]
 Signature [Signature]
 Signature [Signature]

Score 13 to 9
 Name P. J. McConnon Club _____
 Name P. Vickery Club _____
 Name C. Taps Club _____
W Bendall

Officials Report

Secretary
 Referee
 Time Clock
 Green Card
 Yellow Card
 Red Card
 Correct Starting Time
 Correct Uniforms
 Comments
 Churchman Voting
 Match Referee
 Referee