

LACROSSE SA



2023 ANNUAL REPORT



LACROSSE
SOUTH AUSTRALIA

PRESENTED AT THE

➔ 31ST ANNUAL GENERAL MEETING

of Lacrosse SA, Monday, 27 November 2023, Glenelg Lacrosse Club, Barratt Reserve, West Beach



ADELAIDE UNIVERSITY
LACROSSE CLUB



BRIGHTON LACROSSE
CLUB



BURNSIDE LACROSSE CLUB



EAGLES LACROSSE CLUB



EAST TORRENS PAYNEHAM
LACROSSE CLUB



GLENELG LACROSSE CLUB




NORTH ADELAIDE LACROSSE
CLUB



STURT LACROSSE CLUB



WILDERNESS LACROSSE CLUB



WOODVILLE LACROSSE
CLUB



SOUTH AUSTRALIAN
LACROSSE OFFICIALS



CROWS PAST PLAYERS
LACROSSE CLUB

DRAFT

BOARD OF DIRECTORS AND STAFF

Director	Sue Hogan
Director and Chair	Stephen Mortimer
Director	Martin Baker
Director	Felicity Evans
Director and Chair	Traci Mathwin
Executive Officer	Giulia Marion
Sport Administration Assistant	Jarrold Brimble
Development Administrator	Trish Adams

VOLUNTEERS

Auditor	John Swann
Historian	Luke Oswald

CLUB SECRETARIES

Adelaide University	Catherine Iosifidis
Brighton	Kellie Hummel
Burnside	Valery Oak
Eagles	Meredith Brown
East Torrens Payneham	Peter Vickery
Glenelg	Marcela Perez
North Adelaide	Kelle Palmer-Renshaw
Sturt	Stacey Appleton
Wilderness	Anup Raghavan
Woodville	Kate Williams
S.A.L.O.	Nicolle Keesing
Crows Lacrosse Club	David Fox

LIFE MEMBERS

H.R.F (Ralph) Andersen †	Leonard Hewitson †
Ray Cathie †	Joy Gomer †
Ken Forrest †	Jean Bain
Malcolm Hamilton †	Maralie Bown
Peter Drew	Pauline Kotz
Cedric Isaachsen †	Robert Hewitson
Graham Lines	Bruce Rosewarne
Clive Carr †	Peter Noble
Jim Goodale †	Peter Hobbs
Fred Melbourne †	Alan Carr
Ivor Wiles †	Margaret Pallant †
Phillip Gottschalk †	Dierdre Owen
Theodore (Alby) Fewster †	Graham Hobbs
W.G (Don) Hobbs †	Judy Thurgood
Albert Taylor †	Robert Carter
Don Gomer †	Glen Revell †
Barbara Mattson †	Gary Mortimer †
Helen Keane	Peter Vickery
Kathy Bengier	Trish Adams
Paul Crimes	Tim Dickson
Camille Hobbs †	Dennis Mulroney
Kathleen Hewitson †	Sue Hogan

LSA commenced and finished the year with four Board members which is a growing concern. This limits the ability to work together to put structures in place to improve our sport. For those that have ever served time on Club Committees, keeping on top of administrative requirements is always demanding, and is challenging at the best of times and without a full Board this challenge is even greater. The communication between members has significantly increased, to enable us to work towards the same goals...greater participation and awareness of our sport.

Having reviewed the participation numbers this year, we continue to see a decline in participation, however, the various disciplines of our sport continue to grow, and we see different players lining up for our State across each, with players, coaches and officials participating in more than one.

This year LSA fielded the inaugural SA Women's Box Lacrosse team who participated in the LA National Championship, alongside Victoria and Western Australia. Whilst this style of game is not for everyone, the women seem to enjoy the opportunity to put on a helmet, gloves and deepen their pockets for that little bit of extra contact that some have been craving throughout their lacrosse participation over the years. The biggest hurdle has been finding a venue to promote greater participation and the restriction of this one component makes it extremely difficult, especially when LSA have the necessary equipment to setup a court and what would appear like enough enthusiasm from the community to hold competitions across many age groups. Steve Mortimer has worked extremely hard to find a location over the years, however, has been unsuccessful in doing so, but continues to look at every opportunity to find a home.

The under 18 teams set off for Perth in April after an extensive training program hoping to bring back some medals, however fell short in what was some nail-biting action, they should all be proud of their achievements. This age group is definitely a large group of friends that not only play on the field together but bond off the field as well.

Sturt Lacrosse Club hosted the Senior National Championship and did an outstanding job given the horrendous downpour. It was fantastic to see many people from all Clubs pitching in to volunteer their time to support the Championship to make it a good one...and that it was, with both the Men's and Women's teams crowned National Champions, what a great moment, in particular for the girls who had been without a win since 2010! The women's final definitely kept everyone on the edge of their seats, while the men breezed through the game and winning their first Championship since 2014.

Later in the year, LSA sent four girls teams and two boys teams to the Under 15 National Tournament in Ballarat. Once again, the friendships that were made during the program was truly fantastic to see. The Comets and Storm teams played each other in the grand final of the Tournament which meant either way SA was coming home with medals, unfortunately for Storm, Comets prevailed for their second win in a row. The Stingrays and Phantoms played off in the semi-final to put one of our teams into the grand final... Stingrays held on and won by a few goals taking them through to the grand final game, defeating Western Metro, this was their first win since 1991. Lightning placed 5th and Hurricanes 9th. Phantoms 4th.

Well done to all SA participants, SA cannot be prouder of you all!

To Clubs, volunteers, officials, referees and players, you all lived up to the spirit of Lacrosse, produced some outstanding contributions and strengthened our game. On behalf of the Board, I thank you all and congratulate you on continuing to build SA into a strong and vibrant Lacrosse Community. Along with Club Committee members, I am extremely grateful to everyone who contributes at our Clubs week after week, including the coaches, managers, trainers, line markers, canteen and bar staff – the entire Club team. You are the essence of our sport.

GIULIA MARION, EXECUTIVE OFFICER




LACROSSE S A.AUDITORS REPORT

I REPORT THAT IN MY OPINION THE STATEMENT OF INCOME /EXPENDITURE BALANCE SHEET & PROFIT & LOSS REPORTS OF LACROSSE S A FOR THE PERIOD ENDED 30TH SEPTEMBER 2023 GIVE A TRUE & FAIR VIEW OF THE RESULTS OF THE OPERATIONS FOR THAT PERIOD & OF THE STATE OF AFFAIRS OF LACROSSE S A AT THAT DATE

NOTES.

- 1 GIULIA NEEDS A SALARY REVIEW (TO GOOD TO LOSE)
- 2 DUE TO SUSTAINED PROFITS TRANSFER EXCESS TO TERM BERBIT
- 3



J F SWANN
HONORARY AUDITOR

12/11/23

PROFIT AND LOSS

ACCRUAL MODE - 1 OCTOBER 2022 TO 30 SEPTEMBER 2023

These financial statements were audited on 15/11/23.

INCOME	ACTUAL	LAST YEAR
Affiliation Fees	660.00	690.00
Development Events	629.09	-6,890.46
Fines	-	45.45
Gate Takings	19,307.66	12,508.85
Government Grants	41,000.00	57,080.00
Indoor Box	9,374.51	4,945.44
Indoor Lacrosse Income	8,809.14	13,404.63
Interest Received	133.10	298.61
Lightning Carnival	411.75	-690.89
Presentation Dinner	171.82	1,181.82
Senior State Team Income - Men	16.07	1,372.63
Senior State Team Income - Women	33.78	-
Sponsorship & Advertising	15,490.70	14,993.85
Team Nominations & Levies	176,404.54	190,763.63
Transfer Application Fees	780	254.54
U/15 State Team Income - Men	1,200.86	3,235.22
U/15 State Team Income - Women	2,100.48	3,300.90
U/18 State Team Income - Men	140.12	1,591.35
U/18 State Team Income - Women	171.03	108.83
TOTAL INCOME	276,564.65	298,194.40

LESS EXPENSES	ACTUAL	LAST YEAR
A.L.A. Expenses	32,251.83	30,326.85
Advertising	195.00	-
Awards Night	9,367.50	10,268.18
Cleaning	318.00	-
Depreciation	3,877.00	4,060.00
Development Expenses	23,614.80	21,865.45
Indoor Box	9,287.18	4,431.98
Indoor Lacrosse Expense	10,496.99	14,547.30
Insurance	28,698.41	22,112.75
Internet	990.58	981.72
Lease Machinery & Equipment	2,916.00	2,858.90
Long Service Leave Provision	2,236.00	-4,438.98
Office Supplies	779.63	825.20
Pennants, Trophies & Awards	7,747.95	4,521.59
Postage & Delivery Expenses	139.09	130.91
Printing	2,784.69	2,770.06
Rent	10,862.50	10,500.00
Senior State Team Expenses - Men	-	4,468.99
Senior State Team Expenses - Women	-	2,656.36
Subscriptions	6,337.72	5,776.05
Telephone	2,005.74	2,053.97
MYOB Superannuation Expense	9,487.28	11,698.14
MYOB Wages Expense	89,163.46	119,906.63
TOTAL EXPENSES	253,557.53	272,322.05

OPERATING PROFIT	23,007.12	25,872.35
-------------------------	------------------	------------------

BALANCE SHEET

ACCRUAL MODE - 30 SEPTEMBER 2023

These financial statements were audited on 15/11/23.

ASSETS		
BANKING		
	Bank SA Account	271,508.43
TOTAL BANKING		271,508.43
CURRENT ASSETS		
	Stock - Goods for Resale	16,530.48
	Accounts Receivable	61,871.97
	Bank SA Term Deposit	12,594.32
TOTAL CURRENT ASSETS		99,996.77
FIXED ASSETS		
	Office Equipment - At Depreciated Value	2,545.68
	General Equipment - At Depreciated Value	2,523.15
TOTAL FIXED ASSETS		5,068.83
TOTAL ASSETS		367,574.03
LIABILITIES		
CREDIT CARD		
	Visa	0.00
TOTAL CREDIT CARD		0.00
CURRENT LIABILITIES		
	Accounts Payable	28,177.84
	GST Collected	70,328.34
	GST Paid	-49,174.64
	MYOB PAYG Withholdings Payable	4,018.00
	MYOB Superannuation Payable	2,755.02
TOTAL CURRENT LIABILITIES		56,104.56
LONG TERM LIABILITIES		
	Long Service Leave Provision	14,021.28
TOTAL LONG TERM LIABILITIES		14,021.28
TOTAL LIABILITIES		70,125.84
NET ASSETS		297,448.19
EQUITY		
	Current Year Earnings	23,007.12
	Retained Earnings	274,441.07
TOTAL EQUITY		297,448.19

This is my third year on the Board as Director, Administration and my main duties continued to be contributing to decisions of the board as well as taking the minutes; attending Board meetings, logging receipt of scoresheets.

Logging of scoresheets remains a challenge and time consuming for the following reasons:

- some scoresheets continue to be incorrectly filled in eg Top of the scoresheet not filled in properly eg grade, indication of boys or girls, scores not added up etc.
- some clubs send in several weeks' worth of scoresheets at once which creates quite a backlog. This is more harmful than it may seem as suddenly we need to sort a month's worth of sheets and file them across many rounds. We'd much prefer scoresheets be sent in every week. Suggestion that if scoresheets are not dropped off to the club that a designated person of that team be given envelopes and stamps to post each week.
- delayed sending in of scoresheets also creates pressure on staff who enter in votes for end of season awards. This effect is pronounced towards the end of the season when there is a time crunch to tally all votes before ordering awards/trophies.
- The original scoresheets are required by the Historian, plus it is easier to read from the originals best player votes etc.

This year we sent clubs a weekly reminder about missing scoresheets. This has improved things but is not something we should have to do as all clubs are already aware of their duty to submit the week's scoresheets.

SUE HOGAN, DIRECTOR

DRAFT

In my 6th and final year my aim was to go full bottle on my commitment to LSA, as I intended 2023 to be last year (for now) as a LSA Director, so I could take on increasing commitments outside of Lacrosse that were forthcoming.

Unfortunately, I was unable to complete my term and resigned 30/6/2023, but held on to a few projects and activities that I could manage thereafter.

2023 IN THE REAR-VIEW MIRROR

Acting Chair – In the absence of a chair, I increased my responsibilities and took on chair like duties, including Anzac Day duties, pre-season club reps meeting, chairing of board meetings & attended mediations that took place in that period.

SAILL – Coordinated the 2022 competition with Bob Carter and wish him all the best for the current 2023 season and additional inaugural women's SAILL in early 2024.

Box court 'champion' – Continue to negotiate opportunities for a home. I am primarily focussed on the possible opportunity at Sturt LC. I will continue to take on this project and hope to deliver on this in 2024.

Men's state team manager/defence coach – Amazing experience and achievement by the team. Great seeing a group of primarily younger players accelerate their development at a senior level. Coaching with Mark Mangan & Tom Freeman for the 1st time was a valuable take away for me also.

Sixes tournament – Implemented & coordinated with Marty Baker the inaugural sixes club competition as an overlap to the field season. I hope for a similar format to continue but either way have offered to assist LSA in coordinating the competition in whatever form LSA and the clubs decide.

Field season – Assisted Giulia with managing both Womens and Mens competitions via open communication on our private Facebooks groups.

Cascade/Maverik – Giulia and I continued ordering into 2023. Great timing with the availability of Cascade Box Lacrosse helmets now.

CLOSING COMMENTS

While my aim as a custodian of the sport for near 6 year was to 'leave' the sport in a better position than when I 'arrived', the COVID era unfortunately corrected my aim to 'maintaining sport participation' as a more realistic hope.

The future for our sport does look bright though with Womens Box Lacrosse and the Olympics finally on the horizon. I hope I can contribute again to LSA at a similar level in future years, and that others in our small community consider doing the same.

STEPHEN MORTIMER, DIRECTOR

This year, as part of my studies at the University of South Australia, I had to take part in a practical placement. I chose to take advantage of my employment at Lacrosse SA and incorporate the placement into my work. A large portion of the placement revolved around the primary school carnivals we run throughout the year in conjunction with clubs, particularly the South Australian Catholic Primary School Sports Association carnival which ran from Monday the 29th of May until Friday the 2nd of June. As part of my placement I was tasked with writing up a report about the running of the carnival, identifying what we do well and what needs improvement. I've formatted the report as a Start, Stop and Continue analysis.

START

Calling for volunteers sooner and more frequently

While some of our carnival days had plenty of volunteers, I'd say that two were boarding on understaffed and one in particular was only one person shy of not being able to go ahead. You can never have enough volunteers, but we certainly need to find more. We often relied on the same people helping out over many days (touched on more in the Stop section), some doing all five days. Perhaps it would be worth pushing harder for volunteers and getting the word out to clubs sooner and more frequently. More posts on social media, more emails to clubs, more spreading the word. Juniors are the lifeblood of the sport and had one day not been able to go ahead, it would have been a disaster.

STOP

Placing a heavy reliance on a small group of volunteers

Firstly I would like to say that I don't meant to give off the message that I do not appreciate those who put their hands up to work three, four or even five days at our carnival. I really do appreciate that and without these people our carnival would not be able to go ahead. But there lies the issue where problems could arise from. Currently we have an overreliance on a small group of people who help out over the course of almost the entire carnival. Should something unfortunate befall one or two of these people, we'd really be in strife for the whole week. I believe that we need to have a greater diversification of volunteers if possible. The saying goes that many hands make light work and I believe this to be true. We've already begun to work with clubs to target specific days for volunteers and thus lighten the load, I believe that potential volunteers see five days of a carnival and feel too overwhelmed to put their hand up, but when they see we only need people from X club for one or two days then maybe they'd feel more inclined to help out. By having a larger number of people with smaller individual workloads, we both make the prospect of volunteering more appealing and minimise the negative consequences of someone unexpectedly being unable to help at the last minute.

CONTINUE

Grouping different days of the carnival by region

This has been a decision that has instantly bore fruit. A previous complaint about the SACPSSA carnival has been the fact that it is not necessarily tied to any particular clubs. This has meant that it can be difficult to recruit volunteers when they cannot see how this event can specifically help their club. By having each day dedicated to a particular region, we can target specific clubs for volunteers on the days the schools from their area will be in attendance. Then volunteers will be able to work with kids who could very soon become juniors at their own clubs.

Working with SACPSSA to keep up and maybe even expand the carnival

This carnival has been a massive success since we began running it in conjunction with SACPSSA a few years back. This year SACPSSA estimated that approximately 1,500 to 2,000 children attended the carnival over the course of the five days. That is an enormous amount of potential lacrosse players. We should continue to work with SACPSSA to keep the carnival running for at least five days, potentially expanding it to more days if we have the resources to do so.

I hope this analysis can be contribute in the running of future lacrosse carnivals and that Lacrosse SA continues its successful partnership with SACPSSA for years to come.

JARROD BRIMBLE, SPORT ADMINISTRATION ASSISTANT

2023 has been a relatively quiet year with only a couple of public enquiries to the LSA Historian. A donation was made by a friend of the late Barbara Mattson who had a collection of photographs and other ephemera from her career. There was also an enquiry just recently from a lady from England whose grandfather played for South Australia in 1902, and was visiting Adelaide on holiday to find out more information about him.

Quite a lot of material, particularly annual reports, with some photos, has been scanned, but with much more to do in the pipeline.

Another application for grant funding from the SA History Trust has been submitted, with the outcome not known at the time of writing, but with any luck will be successful on this occasion so that professional digitisation of our historic artifacts can be started in earnest.

Apart from our own collection, there is a virtual museum being built by the Lambton Mount Lacrosse Club, Australia's association for past players, which is well worth a look and contains many historical photographs, videos and documents pertaining to Australian lacrosse that have been digitised and uploaded to the LMLC website (www.lambtonmountlacrosse.com)

While the Facebook page (www.facebook.com/LacrosseSA.History) continues to have photographs published on an occasional basis, in the next twelve months I plan to also make available documents and photographs from Lacrosse SA's collection by uploading the files to a cloud drive and making them publicly accessible for viewing.

LUKE OSWALD, HISTORIAN

SENIOR MEN'S INDOOR LACROSSE

	GAMES	WINS	LOSSES	DRAWS	BYES	FORFEITS		POINTS
						WIN	LOSS	
RAPTORS	6	6	0	0	0	0	0	24
BOMBERS	6	4	2	0	0	0	0	16
SEA DEVILS	6	2	4	0	0	0	0	8
WARRIORS	6	0	6	0	0	0	0	0

GRAND FINAL

Raptors 9 d Bombers 7

BEST AND FAIREST

Khi Williams
Ryan Gaspari

MOST VALUABLE PLAYER

RYAN Gaspari

HIGHEST GOAL SCORER

Anson Carter

ROOKIE OF THE YEAR

Dan Feleppa

ALL STAR TEAM

Sam Kilford
Anson Carter
Ben Robinson
Ryan Gaspari
Sean Feleppa



LACROSSE SOUTH AUSTRALIA

Report from RAPTORS Team Date 9/12/2022 Round GF2 Grade / Div. SA11 Mens / Boys
Womens / Girls
(circle one)

1st Named Team RAPTORS 2nd Named Team BOMBERS

No.	Initials	Surname (In Alphabetical Order)	Penal	Assist	Goals				O/T	Total	No.	Initials	Surname (In Alphabetical Order)	Penal	Assist	Goals				O/T	Total		
					1	2	3	4								1	2	3	4				
57	M	BURFORD	2							4	D	ANDERSON											
7	M	CAPPABIO								42	A	CARTER	2				1	1				3	1
66	L	DOW								23	W	DALLISSON										0	1
13	D	GIL	2					1	1	11	A	GREEN											
12	R	GASPARI		1						0	M	GREEN	2										
16	J	HARRIS								5	J	HIGGINS											
74	J	MULLINS								2	W	INGLIS											
8	K	SANDOW								2	S	LAMBERT											
	J	SEKAMP								7	E	LOK	2		1						1	2	
25	C	SEMMER								2	C	MAGLE GK											
2	J	WHINXEN								2	C	M'LACHLAN											
1	B	WILLIAMS GK								14	B	O'BRIEN											
										55	J	STOCK											1
										17	J	WOODFORD											2
Totals											Totals												
1 2 5 1 9											3 1 -3 7												

Time Outs Totals

Won by RAPTORS Score 9 to 7

TO BE SIGNED CORRECT BY ALL MATCH OFFICIALS

UMPIRES / Name _____ Club _____ Signature _____

REFEREES Name _____ Club _____ Signature _____

SCORERS Name B CARTER Club Bombers Signature _____

Name M Gaspari Club Raptors Signature _____

White Copy to LSA/REGISTRAR Blue Copy to CLUB Yellow Copy to UMPIRES/REFEREES

Officials Report

Scorers
1st Team Yes No
2nd Team Yes No

Time Clock
Yes No

Green Card
Yes No

Yellow Card
Yes No

Red Card
Yes No

Correct Starting Time
Yes No

Correct Uniforms
1st Team Yes No
2nd Team Yes No

Comments

Coaches' Voting
Most Valuable Player (Senior/UB/U17 Grades Only)

1. Name _____ Club _____ No

2. Name _____ Club _____ No

3. Name _____ Club _____ No

(Both Coaches to sign)
Name _____ Club _____
Signature _____
Name _____ Club _____
Signature _____

SENIOR TEAMS	2022	2023	
State League	5	5	Brighton, Burnside, Glenelg, North Eagles, Woodville
Division 1	5	6	Brighton, Burnside, East Torrens Payneham, Glenelg, Sturt, Woodville
Division 2	7	6	Adelaide University, Brighton, Burnside, Glenelg (2), North Eagles
TOTAL	17	17	
JUNIOR TEAMS			
2022	2023		
Under 18	5	5	Brighton, Burnside, Glenelg, Sturt, Woodville
Under 15	8	7	Brighton, Burnside, Eagles, East Torrens Payneham, Glenelg, Sturt, Woodville
Under 15 - Division 2	0	0	
Under 13 - Division 1	8	8	Brighton, Eagles, Glenelg (2), North Adelaide, St Peter's (2), Sturt
Under 13 - Division 2	0	0	
Under 11 North – Term 2/3	6	5	Burnside, Eagles, Golden Grove Lutheran, North Adelaide, St Aloysius
Under 11 South – Term 2/3	6	7	Brighton (2), Glenelg (2), Sturt, Woodville (2)
TOTAL	33	32	

PLAYER REGISTRATIONS (PLAYED 4 GAMES OR MORE)				
	SENIORS 2022	SENIORS 2023	JUNIORS 2022	JUNIORS 2023
Adelaide University	13	16	0	0
Brighton	33	32	38	30
Burnside	33	34	31	37
Eagles	13	19	28	22
East Torrens Payneham	11	12	17	10
Glenelg	40	37	52	48
North Adelaide	6	5	13	10
Sturt	11	10	19	16
Wilderness	7	0	16	10
Woodville	19	18	28	25
TOTAL	186	183	242	208

Figures do not include players aged 11 or under. The total number of female players aged 11 or under and registered in SportsTG is 127.

SENIOR TEAMS	2022	2023	
State League	7	7	Brighton, Burnside, East Torrens Payneham, Glenelg, North Eagles, Sturt, Woodville
Division 1	5	4	Brighton, Burnside, Glenelg, Woodville
Division 2	6	7	Brighton, Eagles, East Torrens Payneham, Glenelg, North Adelaide, Sturt, Woodville
TOTAL	18	18	

JUNIOR TEAMS	2022	2023	
Under 17	4	4	Blue Bears, Brighton, Glenelg, Woodville
Under 15	6	5	Blue Bears, Brighton, Glenelg, North Torrens, Woodville
Under 13	8	7	Brighton, Blackfriars, Blue Bears, East Torrens Payneham, Glenelg, North Eagles, Woodville
Under 11 North – Term 2/3	8	6	Blackfriars (2), Burnside, East Torrens Payneham, Golden Grove Lutheran, North Adelaide
Under 11 South – Term 2/3	6	6	Brighton, Glenelg (3), Sturt, Woodville
Under 8 (Mixed) North – Term 2/3	4	4	Blackfriars, Burnside (2), East Torrens Payneham
Under 8 (Mixed) South – Term 2/3	5	5	Brighton (3), Glenelg, Woodville
TOTAL	41	37	

PLAYER REGISTRATIONS (PLAYED 4 GAMES OR MORE)				
	SENIORS		JUNIORS	
	2022	2023	2022	2023
Adelaide University	0	0	0	0
Brighton	51	49	47	39
Burnside	32	36	19	17
Eagles	23	27	21	16
East Torrens Payneham	28	27	13	14
Glenelg	39	47	52	47
North Adelaide	33	25	5	9
Sturt	25	35	28	26
Woodville	33	43	31	28
TOTAL	264	289	216	196

Figures do not include players aged 11 or under. The total number of male players aged 11 or under and registered in SportsTG is 112.

	GAMES	WINS	LOSSES	DRAWS	BYES	FORFEITS		POINTS
						WIN	LOSS	
MEN'S STATE LEAGUE								
Brighton	14	12	1	0	1	0	0	52
Glenelg	14	10	2	0	2	0	0	48
North Eagles	14	10	3	0	1	0	0	44
Woodville	14	4	8	0	2	0	0	24
Sturt	14	4	8	0	2	0	0	24
Burnside	14	3	9	0	2	0	0	20
East Torrens Payneham	14	1	11	0	2	0	0	12
DIVISION 1								
Brighton	15	15	0	0	0	0	0	60
Woodville	15	7	8	0	0	0	0	28
Glenelg	15	7	8	0	0	0	0	28
Burnside	15	1	14	0	0	0	0	4
DIVISION 2								
Sturt	14	11	1	0	2	0	0	52
Eagles	14	9	3	0	2	0	0	44
Brighton	14	8	5	0	1	1	1	36
Glenelg	14	6	6	0	2	1	0	32
East Torrens Payneham	14	4	8	0	2	0	0	24
North Adelaide	14	5	9	0	0	0	1	20
Woodville	14	2	10	0	2	0	1	16
UNDER 17								
Brighton	15	14	1	0	0	0	0	28
Woodville	15	11	4	0	0	0	0	22
Blue Bears	15	5	10	0	0	0	0	10
Glenelg	15	0	15	0	0	0	0	0
UNDER 15								
Woodville	15	10	1	1	3	0	0	27
Brighton	15	7	5	0	3	0	0	20
Glenelg	15	6	5	1	3	0	0	19
Blue Bears	15	7	6	0	2	0	0	18
North Torrens	15	0	12	0	3	0	0	6
UNDER 13								
Woodville	14	12	0	0	2	0	0	28
Blue Bears	14	10	3	1	0	0	0	21
Brighton	14	8	3	2	1	0	0	20
Glenelg	14	7	4	1	2	0	0	19
East Torrens Payneham	14	4	8	0	2	0	0	12
Blackfriars	14	1	11	0	2	0	0	6
North Eagles	14	1	11	0	2	0	0	6

	GAMES	WINS	LOSSES	DRAWS	BYES	FORFEITS		POINTS
						WIN	LOSS	
WOMEN'S STATE LEAGUE								
Brighton	15	10	2	0	3	0	0	52
Glenelg	15	9	3	0	3	0	0	48
Woodville	15	7	5	0	3	0	0	40
Burnside	15	4	8	0	3	0	0	28
North Eagles	15	0	12	0	3	0	0	12
DIVISION 1								
Glenelg	15	15	0	0	0	0	0	60
Brighton	15	12	3	0	0	1	0	48
East Torrens Payneham	15	6	9	0	0	0	0	24
Burnside	15	5	10	0	0	0	0	20
Sturt	15	5	10	0	0	0	0	20
Woodville	15	2	13	0	0	0	1	8
DIVISION 2								
Glenelg Blackhawks	15	14	1	0	0	1	0	56
Adelaide University	15	10	5	0	0	0	0	40
Glenelg Seahawks	15	9	6	0	0	0	0	36
Brighton	15	7	8	0	0	0	1	28
Burnside	15	5	10	0	0	0	0	20
North Eagles	15	0	15	0	0	0	0	0
UNDER 18								
Glenelg	14	10	2	0	2	0	0	24
Woodville	14	9	3	0	2	0	0	22
Brighton	14	8	5	0	1	0	0	18
Burnside	14	5	7	0	2	0	0	14
Sturt	14	0	11	0	3	0	0	6
UNDER 15								
Brighton	14	10	2	0	2	1	0	24
Woodville	14	8	4	0	2	0	0	20
Glenelg	14	7	3	2	2	0	0	20
Burnside	14	8	4	0	2	0	0	20
Sturt	14	4	6	2	2	0	0	14
Eagles	14	3	9	0	2	0	0	10
East Torrens Payneham	14	0	12	0	2	0	1	4
UNDER 13								
Woodville	14	12	0	0	2	0	0	28
Blue Bears	14	10	3	1	0	0	0	21
Brighton	14	8	3	2	1	0	0	20
Glenelg	14	7	4	1	2	0	0	19
East Torrens Payneham	14	4	8	0	2	0	0	12
Blackfriars	14	1	11	0	2	0	0	6
North Eagles	14	1	11	0	2	0	0	6

WOMEN'S COMPETITION	
GRAND FINAL	
State League	Brighton 9 d Glenelg 7
Division 1	Brighton 11 d Glenelg 10
Division 2	Glenelg Blackhawks 13 d Adelaide University 6
Under 18	Woodville 14 d Glenelg 8
Under 15	Brighton 15 d Glenelg 8
Under 13	Brighton 8 d St Peters Blue 5
PRELIMINARY FINAL	
State League	Glenelg 8 d Woodville 3
Division 1	Brighton 19 d East Torrens Payneham 5
Division 2	Adelaide University 14 d Glenelg Seahawks 9
Under 18	Glenelg 8 d Brighton 7
Under 15	Glenelg 16 d Woodville 12
Under 13	St Peters Blue 9 d Glenelg Seahawks 8
SEMI FINAL	
State League	Woodville 12 d Burnside 9 Brighton 8 d Glenelg 5
Division 1	East Torrens Payneham 12 d Burnside 5 Glenelg 15 d Brighton 9
Division 2	Glenelg Blackhawks 13 d Adelaide University 6 Glenelg Seahawks 13 d Brighton 7
Under 18	Brighton 11 d Burnside 7 Woodville 17 d Glenelg 12
Under 15	Glenelg 13 d Burnside 6 Brighton 12 d Woodville 11
Under 13	St Peters Blue 6 d Glenelg Blackhawks 4 Brighton 12 d Glenelg Seahawks 5

MEN'S COMPETITION	
GRAND FINAL	
State League	North Eagles 17 d Brighton 8
Division 1	Brighton 11 d Glenelg 8
Division 2	Sturt 10 d Brighton 6
Under 17	Brighton 7 d Woodville 6
Under 15	Woodville 9 d Brighton 6
Under 13	Woodville 14 d Blue Bears 10
PRELIMINARY FINAL	
State League	North Eagles 9 d Glenelg 8
Division 1	Glenelg 10 d Woodville 7
Division 2	Brighton 8 d Eagles 7
Under 17	Woodville 9 d Blue Bears 7
Under 15	Brighton 16 d Blue Bears 7
Under 13	Blue Bears 17 d Glenelg 7
SEMI FINAL	
State League	North Eagles 13 d Woodville 9 Brighton 10 d Glenelg 7
Division 1	Glenelg 19 d Burnside 8 Brighton 13 d Woodville 7
Division 2	Brighton 7 d Glenelg 4 Sturt 13 d Eagles 7
Under 17	Brighton 16 d Woodville 13 Blue Bears 17 d Glenelg 5
Under 15	Blue Bears 11 d Glenelg 6 Woodville 11 d Brighton 10
Under 13	Glenelg 13 d Brighton 5 Woodville 15 d Blue Bears 4



LACROSSE SOUTH AUSTRALIA

Report from BRIGHTON Team Date 16/19/2023 Round GF Grade / Div. SL

Mens / Boys
Womens / Girls
(circle one)

1st Named Team <u>BRIGHTON</u>											2nd Named Team <u>NTH EAGLES</u>												
No.	Initials	Surname (In Alphabetical Order)	Penal	Assist	Goals				O/T	Total	No.	Initials	Surname (In Alphabetical Order)	Penal	Assist	Goals				O/T	Total		
					1	2	3	4								1	2	3	4				
15	D	ANDERSON								91	G	BRIGGS	T									1/1	
8	C	BARKER								1	J	COX											
10	D	BROOKS							1/0	7	A	COYLE											
22	A	CARTER							1/3	33	P	GRAM											
23	W	DALLISSON								9	R	GASTARI											2/0
9	J	FREEMAN							2/0	6	J	HARLEY											1/0
18	M	FUSS							1/0	8	J	HINDS											1/0
1	M	FUSS								23	K	MATSUMURA											1/0
21	M	GREEN								18	O	NORTH											
16	W	INGLIS								14	T	POLDEN											
19	S	LAMBERT								5	B	SIMPSON											2/0
7	A	LIM								16	M	SPECK											
24	B	PRIDHAM								22	N	TWISK											4/0
5	E	PYKE							2/0	24	J	WALLER											2/0
11	J	STOCK								21	S	WEBBER											
17	J	WOODFOLD							1/0	2	J	WHINNEN											3/1
Totals 2 - 1 5 8											Totals 5 4 3 7 17												

Officials Report

Scorers
 1st Team Yes No
 2nd Team Yes No

Time Clock
 Yes No

Green Card
 Yes No

Yellow Card
 Yes No

Red Card
 Yes No

Correct Starting Time
 Yes No

Correct Uniforms
 1st Team Yes No
 2nd Team Yes No

Comments

Coaches' Voting
 Most Valuable Player (Senior/U18/U17 Grades Only)
 1. Name _____ Club _____
 2. Name _____ Club _____
 3. Name _____ Club _____
 (Both Coaches to sign)
 Name _____ Club _____
 Signature _____ Club _____
 Signature _____ Club _____

Won by NTH Eagles Score 17 to 8
 UMPIRES / Name S. Smith Club _____ Signature _____
 REFEREES Name B. Ford Club _____ Signature _____
 Name M. Gray Club _____ Signature _____
 Name M. Jensen Club _____ Signature _____

TO BE SIGNED CORRECT BY ALL MATCH OFFICIALS
 SCORERS Name B. Carter Club BN Signature _____
 Name D. R. Baker Club NE Signature _____
 White Copy to LSA/REGISTRAR Blue Copy to CLUB Yellow Copy to UMPIRES/REFEREES





Report from Brighton Team Date 15/9/23 Round GF Grade / Div. League Mens / Boys
Womens / Girls
(Circle one)

1st Named Team Brighton

2nd Named Team Gereby

No.	Initials	Surname (In Alphabetical Order)	Penal	Assist	Goals				O/T	Total	No.	Initials	Surname (In Alphabetical Order)	Penal	Assist	Goals				O/T	Total		
					1	2	3	4								1	2	3	4				
2	A	Cunningham								8	D	Beckett											
7	H	Fuss							3	10	B	Borovnik											
11	L	Kaester								7	J	Dinning											2
15	M	Klus								20	K	Evans											
20	J	Mangan								6	L	Evans											
19	T	Mangan							1	1	J	Froud											
9	C	Omalley	YR						1	2	C	Gilbert											1
8	K	Ostrome							1	15	N	Heines											
10	M	Varga	Y							12	L	Hayes											1
16	K	Voysey								4	K	Lewis											
17	T	Voysey								13	J	Morrison											2
14	I	Williams								14	K	Storobw											
4	M	Williams							2	11	L	Silvestri											
6	Z	Williams							1														
Time Outs					Totals					23	Time Outs					Totals					22		

Officials Report

Scorers
1st Team Yes No
2nd Team Yes No

Time Clock
Yes No

Green Card
Yes No

Yellow Card
Yes No

Red Card
Yes No

Correct Starting Time
Yes No

Correct Uniforms
1st Team Yes No
2nd Team Yes No

Comments

Coaches' Voting
Most Valuable Player (Senior U18/U17 Grades Only)
1. Name _____ Club _____
2. Name _____ Club _____
3. Name _____ Club _____
(Both Coaches to sign)
Name _____ Club _____
Signature _____
Name _____ Club _____
Signature _____

Won by Btn Score 9 to 7 **TO BE SIGNED CORRECT BY ALL MATCH OFFICIALS**
 UMPIRES / Name Wovene Club SALO Signature [Signature] SCORERS Name J Adams Club Btn Signature [Signature]
 REFEREES Name TVARCA Club SALO Signature [Signature] Name Judy Iron Club GLC Signature [Signature]

WOMEN'S GRAND FINAL SCORESHEET



BEST AND FAIREST**WOMEN**

State League	Olivia Parker	Woodville
Division 1	Hannah Mathwin	Brighton
Division 2	Hayley Chapman	Glenelg

MEN

Jackson Stock	Brighton
Brett Williams	Burnside
Jake Rosenthal	Brighton
Cameron McLachlan	Brighton

MOST VALUABLE PLAYER

State League	Olivia Parker	Woodville	Garrett Briggs	Eagles
	Jessica Morrison	Glenelg		
Division 1	Cait Lightbody	Burnside	Brett Williams	Burnside
Division 2	Charlie Newmarch-Ward	Glenelg	Jayke Baxter	Sturt
			Simon Beauchamp	East Torrens Payneham

TOP GOAL THROWERS

State League	Jessica Morrison	Glenelg	37	Tom Freeman	Brighton	61
Division 1	Cait Lightbody	Burnside	58	Eben Lok	Brighton	33
Division 2	Hayley Chapman	Glenelg	68	Tony Stewart	Brighton	24

STATE LEAGUE RISING STARS (FORMERLY ROOKIES OF THE YEAR)**Joy Gomer Rising Star**

Alicia Gower	Burnside
--------------	----------

Don Gorman Rising Star

Daniel Feleppa	Woodville
----------------	-----------

PRESIDENT'S MEDALS – MOST VALUABLE PLAYER IN STATE LEAGUE GRAND FINALS

Hayley Fuss	Brighton	Jordan Cox	North Eagles
-------------	----------	------------	--------------

WOMEN'S ALL STARS

Kahli Evans (Goalie)	Glenelg
Mikayla Varga	Brighton
Laura Evans	Glenelg
Brodie Borovnik	Glenelg
Colleen O'Malley	Brighton
Olivia Parker	Woodville
Lucinda Silvestri	Glenelg
Zephyr Williams	Brighton
Jessica Morrison	Glenelg
Hayley Fuss	Brighton
Trish Adams	Coach
Tess McLeod	Coach

MEN'S ALL STARS

Jordan Cox (Goalie)	North Eagles
Shane Weber	North Eagles
Ryle Kustermann	Sturt
Josh Harris	Burnside
Jack Price	Glenelg
Garrette Briggs	North Eagles
Jacob Newman	Sturt
Anson Carter	Brighton
Daniel Evans	Glenelg
Tom Freeman	Brighton
Mark Mangan	Coach
Jock Dallisson	Coach
Toby Raymond	Coach

REFEREE AND UMPIRE AWARDS

Camille Hobbs Memorial Trophy - Umpire of the Year	Tammy Varga
Silver Whistle – Umpire Recognition Award	Cassandra Robb
Most Improved Umpire - Juniors	Ashton Brown
Rookie Umpire of The Year	Siobahn Quintal
Golden Whistle - Referee of the Year	Michael Goudie
Hobbs Memorial - Most Improved Referee	Sean Feleppa

SENIOR WOMEN – 1ST

2	Chelsea	Gilbert	Glenelg
3	Holly	Dini	Woodville
4	Lucinda	Silvestri	Glenelg
6	Laura	Evans	Glenelg
7	Hayley	Fuss	Brighton
8	Zephyr	Williams	Brighton
10	Brodie	Borovnik	Glenelg
11	Olivia	Parker	Woodville
12	Taylah	Voysey	Brighton
13	Jess	Morrison	Glenelg
14	Mikayla	Varga	Brighton
21	Tayla	Mangan	Brighton
22	Mia	Inge	Woodville
23	Mel	Ryan	Woodville
26	Colleen	O'Malley	Brighton
35	Kahli	Evans	Glenelg
	Trish	Adams	Head Coach
	Karen	Mortimer	Assistant Coach
	Charlotte	Whinnen	Team Manager

OFFICIALS - WOMEN

Natalie	Owens	UIC
Nikki	Voysey	D/UIC
Tammy	Varga	O/Coach
Tamryn	Aufderhei de	Umpire

SENIOR MEN – 1ST

2	Brodie	Nicol	Glenelg
3	Ryle	Kustermann	Sturt
5	Edison	Pyke	Brighton
6	Daniel	Evans	Glenelg
7	Sean	Feleppa	Woodville
8	Thomas	Polden	North Adelaide
9	Kesavan	Sivasubramaniam	Glenelg
13	Noah	Haskett	Glenelg
14	Todd	Bartlett	Glenelg
15	Clinton	Barker	Brighton
18	Henry	Haskett	Glenelg
20	Kody	Watts	Glenelg
21	Shane	Weber	Eagles
22	Oliver	Walsh	Woodville
23	Nathan	Twisk	North Adelaide
24	Jack	Waller	Eagles
32	Jacob	Newman	Sturt
33	Benjamin	Newman	Glenelg
55	Lewis	King	Woodville
77	Garrette	Briggs	Eagles
88	Kieran	Sandow	Burnside
	Mark	Mangan	Head Coach
	Tom	Freeman	Assistant Coach
	Stephen	Mortimer	Team Manager

OFFICIALS - MEN

Mark	Polden	RIC
Robin	Stevens	D/RIC
Dennis	Mulroney	O/Coach
Martin	Baker	Referee
Luke	Keesing	Referee
Rick	Smissen	Referee

AUSTRALIAN MEN'S WORLD CHAMPIONSHIP TEAM

Matthew	Fuss	Brighton
Joshua	Harris	Burnside
Cameron	Semmler	Burnside
Jackson	Stock	Brighton
Patrick	Palmer	Glenelg (Alt)
Jack	Price	Glenelg (Alt)

OFFICIALS

Mark	Polden
Bradley	Edwards
Shane	Abbott



BOX - SENIOR WOMEN – 4TH

2	Charlotte	Whinnen	Woodville
4	Rebecca	Halloran	Burnside
5	Kyara	Spooner	Burnside
9	Sarah	McLachlan	Brighton
12	Bianca	Bilsborrow	Burnside
13	Tyshia	Skuse	North Adelaide
24	Casey	Goudie	North Adelaide
25	Olivia	Wilson	Sturt
47	Ruby	Halloran	Burnside
78	Amy	Millbank	Sturt
87	Kahli	Evans	Glenelg
	Chris	DeMello	Coach
	Sharni	Wilson-Smith	Team Manager
	Cath	Conaghty	Bench Manager

OFFICIALS

Luke	Keesing
Peter	Tremlett

BOX - SENIOR MEN – 2ND

2	Jesse	Whinnen	North Adelaide
4	Cam	McLachlan	Brighton
8	Michael	Green	Brighton
9	James	Mullins	Burnside
10	Anthony	Green	Brighton
14	Josh	Wood	Woodville
15	Harrison	Turner	Woodville
15	Tyler	Leeming	Brighton
17	Anthony	Coyne	North Adelaide
22	Nathan	Twisk	North Adelaide
32	Anthony	Feleppa	Woodville
36	Connor	Magee	Brighton
41	Cam	Adams	Sturt
77	Brett	Williams	Burnside
	Anthony	Feleppa	Coach
	Cam	Adams	Assistant Coach



GIRLS – 2ND

1	Jessie	Shiell	Glenelg
3	Holly	Dini	Woodville
4	Kelsea	Lawson	Glenelg
5	Hayley	Lawson	Glenelg
6	Mia	Inge	Woodville
7	Alana	Eig	Glenelg
8	Kate	Osborne	Brighton
9	Eleni	Lip	Glenelg
10	Lily	Hayes	Glenelg
13	Lilly	Witty	Brighton
14	Keely	Sheidow	Glenelg
15	Ashlyn	May	Burnside
16	India	Kapeller	Glenelg
20	Jade	Mangan	Brighton
21	Lia	Kaesler	Brighton
32	Kiera	Voysey	Brighton
	Wendy	Walsh	Coach
	Leanne	Hoxey	Assistant Coach
	Rachel	Lawson	Team Manager

OFFICIALS - GIRLS

Natalie	Owens
Tammy	Varga
Tracey	Feleppa

BOYS – 3RD

4	Jack	Higgins	Brighton
6	Hudson	Robb	Glenelg
8	Orlando	Kernaghan	Sturt
9	Riley	Attenborough	Brighton
10	Griffyn	Kapellar	Glenelg
11	Daniel	Feleppa	Woodville
13	Finn	White	Glenelg
14	Harry	Walsh	Woodville
15	Tom	Perkins	Brighton
16	Will	Inglis	Brighton
17	Hayden	Eig	Glenelg
18	Bryce	Summerton	Glenelg
19	Josh	Webb	Brighton
23	Will	Dallisson	Brighton
29	Ewen	Lauck	Sturt
37	Lewis	Guyatt	Woodville
60	James	How	Sturt
75	Mick	Baulderstone	Sturt
83	Archie	McIntyre	Glenelg
	Sam	Kilford	Coach
	Mark	Buhagiar	Assistant Coach
	Bob	Carter	Coach Mentor
	Jason	Webb	Team Manager

OFFICIALS - BOYS

Martin	Baker
--------	-------



COMETS – 1ST

2	Alannah	Godfrey	Burnside
5	Rowan	Parsons	Burnside
7	Lily	Maros	Brighton
8	Jessica	Felstead	Wilderness
9	Imogen	Wilson	Sturt
10	Abby	Harkness	Glenelg
11	Mabel	Cook	Burnside
12	Sophie	Lively	Burnside
13	Lara	Maione	Burnside
14	Lia	Litchfield	Wodddville
15	Ava	Bolton	Eagles
16	Ivy	Pratt	Burnside
18	Lucia	Andrae	Wilderness
20	Kyla	Martel	Glenelg
24	Cleo	Hart	Burnside
36	Layla	Woodall	Wilderness
	Rebecca	Keller	Coach
	Bronwyn	McLeod	Assistant Coach
	Rachael	Boys	Team Manager

HURRICANES – 9TH

1	Ella	Halliwell	Sturt
2	Kira	Zhang	Eagles
3	Eithne	Lowe	Sturt
7	Miah	Darbyshire	Glenelg
8	Ruby	Kelly	Burnside
11	Jade	Lind	Brighton
12	Chelsea	Sapauskas	Glenelg
13	Alexandra	Sheedy	Eagles
16	Valentina	Vorrasi	Woodville
17	Mahli	Fuss	Brighton
19	Carys	Kemp	Glenelg
21	Reghan	Renshaw	North Adelaide
28	Juliette	Knighton	Burnside
32	Chloe	Chambers	Eagles
35	Lily	Nettlefold	Sturt
36	Paige	White	Brighton
	Hannah	Mathwin	Co-Coach
	Casey	Goudie	Co-Coach
	Jo	Chambers	Team Manager



LIGHTNING – 5TH

1	Amelia	Mason	Woodville
4	Lily	Hunt	Woodville
7	Georgia	McKenzie-Smith	Glenelg
8	Charlize	Loveland	Woodville
9	Annabel	Cholsh	Eagles
10	Millicent	Jacobs	Eagles
12	Layla	Balestrin	Wilderness
13	Jaimey	Gower	Burnside
14	Maisy	Pronk	Glenelg
16	Lylah-Jean	Rennie	Burnside
18	Olivia	Allen	Eagles
28	Chelsea	Francis	Burnside
29	Annabel	Johnson	Eagles
32	Katarina	Czechowicz	Burnside
34	Maggie	Ellerman	Woodville
	Sascha	Newmarch	Coach
	Rebecca	Halloran	Assistant Coach
	Kerry	Balestrin	Team Manager

STORM – 2ND

1	Hannah	Greenhalgh	Sturt
2	Charli	Newmarch-Ward	Glenelg
3	Isabel	McHugh	Glenelg
4	Lillian	Morkunas	Eagles
7	Jaeda	Fuss	Brighton
8	Kayleigh	Darbyshire	Glenelg
10	Davina	Rowlands	Sturt
11	Jessica	Helmling	Glenelg
13	Mia	Morton	Glenelg
15	Carla	Delongville	North Adelaide
16	Grace	Wakelin	Brighton
17	Zoe	Renshaw	North Adelaide
18	Emily	Dallisson	Brighton
22	Ruby	Carter	Brighton
24	Neve	Sharpley	Brighton
	Bianca	Copping	Co-Coach
	Adrianna	Smith	Co-Coach
	Rachel	Guyatt	Team Manager



OFFICIALS - GIRLS

Tammy	Varga
Natalie	Owens
Lindsay	Looker
Siobhan	Quintal
Cassandra	Robb
Lauren	Mastrippolito
Ashton	Brown



PHANTOMS – 4TH

1	Sonny	Kernaghan	Sturt
2	Bryce	Vonhof	Woodville
3	Jake	Matthews	Glenelg
6	Alexander	Murray	Glenelg
8	Joshua	Clothier	Woodville
9	Bailey	Attenborough	Brighton
10	Heath	Pfitzner	Glenelg
11	Jonathan	Mills	Glenelg
12	Archie	Cranwell	Glenelg
16	Henry	Raymond	Brighton
21	Elliot	Day	Sturt
23	Tyler	Mead	Brighthon
24	Luke	Rosenhain	Glenelg
28	Joshua	Brogmus	Sturt
33	Brayth	Morris	North Adelaide
36	Blake	Bilsborow	Burnside
95	Ethan	Buttfield	Sturt
	James	Mullins	Co-Coach
	Stephen	Lambert	Co-Coach
	Pamela	Cranwell	Team Manager

STINGRAYS – 1ST

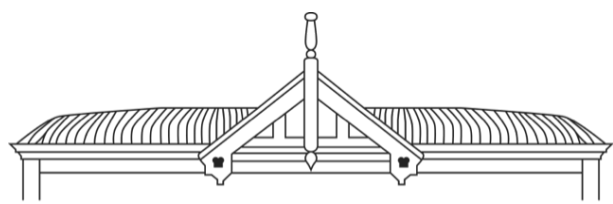
2	Jonathan	Bunyon	Eagles
3	Toby	Virgo	Brighton
5	Max	Williams	Woodville
8	Matthew	Ross	Glenelg
10	Christian	Valentincic	Woodville
11	Jed	Witty	Brighton
14	Liam	Feleppa	Woodville
15	Chase	Summerton	Glenelg
16	Jack	Morrison Butler	Glenelg
17	Jack	McGirr	Woodville
23	Quillien	Bleakley	Burnside
24	Olivier	Bellenger	Eagles
35	Finlay	Hood	North Adelaide
42	Kaleb	Tuxford	Sturt
95	Maksim	Straga	Burnside
96	Gustaw	Czechowicz	Burnside
99	Mitchell	Webb	Brighton
	Shane	Weber	Co-Coach
	Garrette	Briggs	Co-Coach
	Jason	Webb	Team Manager



OFFICIALS - BOYS

Robin	Stevens
Jonathon	Kiploks
Simon	Olesen
Peter	Tremlett
Zac	Tremlett
Travis	Renshaw





TRADITIONAL GROUP
VERANDAHS | CARPORTS | ROOFING | GUTTERING



180 Finance

YOUNG
REAL ESTATE SA



AMAC
CUSTOMS &
LOGISTICS

ANYTHING, ANYWHERE, ANYTIME



**INSURANCE
ADVISERNET**



www.lacrossesa.com.au



LACROSSE SOUTH AUSTRALIA INCORPORATED

Barratt Reserve, Corner Military and West Beach Roads, West Beach